

COMO

• RESIDENCES •

---

*The Palm*

FLOOR PLANS


**NAKHEEL**



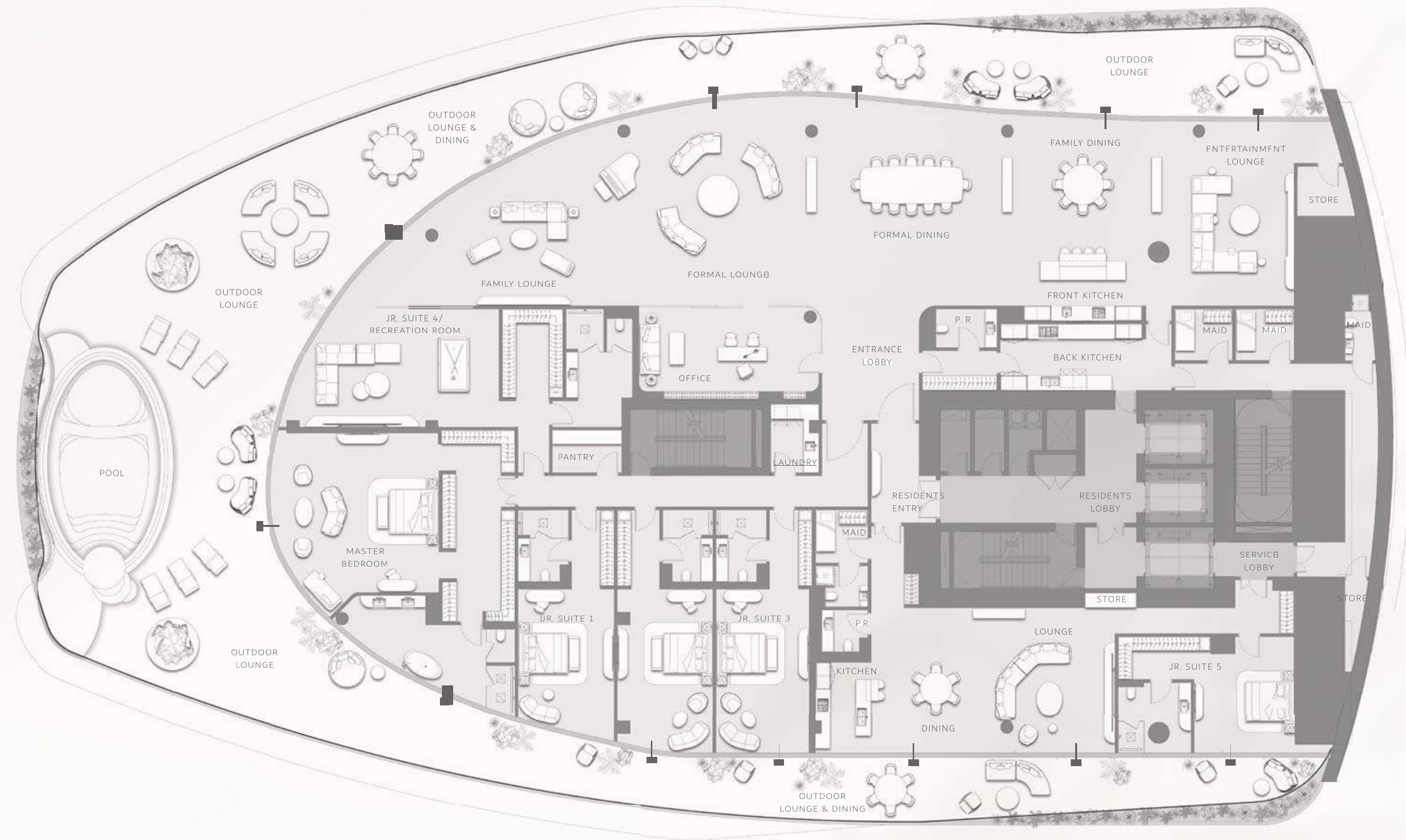
## 6 BEDROOM APARTMENT

	SQ.M	SQ.FT
<b>UNIT 101</b>		
INTERNAL	1,234.5	13,288.0
AREA	0	3
EXTERNAL	594.07	6,394.51
<b>AREA TOTAL</b>	<b>1,828.5</b>	<b>19,682.5</b>
<b>GROUND FLOOR, FIRST FLOOR AND MEZZANINE LEVEL</b>		
AREA	7	4
STORAGE ROOM AREA	INCLUDED	
<b>PODIUM 2</b>		
DRIVERS QUARTERS	INCLUDED	
<b>6 PARKING BAYS</b>		

### KEYPLAN



TERRACE LEVEL 1



## NAKHEEL

All measurements indicated on the floors plans in this document including but not limited to measurements of doors, windows, rooms, and any other area are approximate and subject to variation. The developer or seller shall not be liable for any loss, damage, or expense arising from or in connection with the use of the plans or reliance on the information contained herein or any error, omission, or misstatement. This plan is for conceptual and illustrative purposes only and should not be relied upon.






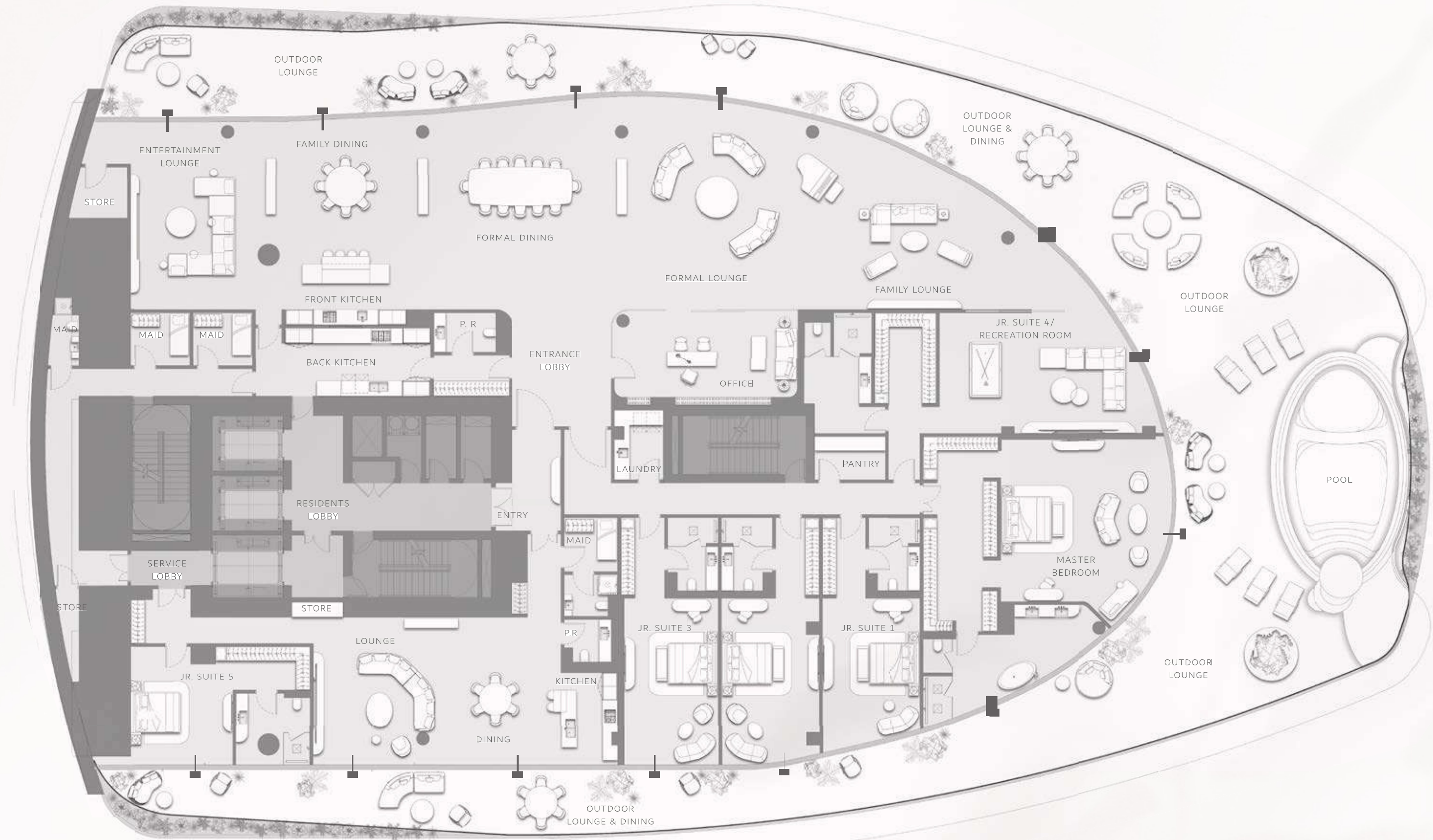

## 6 BEDROOM APARTMENT

	SQ.M	SQ.FT
UNIT 102		
INTERNAL	1,234.5	13,288.0
AREA	0	3
EXTERNAL	594.07	6,394.51
AREA TOTAL	1,828.5	19,682.5
GROUND FLOOR, FIRST FLOOR AND MEZZANINE LEVEL		
AREA	7	4
STORAGE ROOM AREA	INCLUDED	
PODIUM 2		
DRIVERS QUARTERS	INCLUDED	
6 PARKING BAYS		

### KEYPLAN



TERRACE LEVEL 1



## NAKHEEL

All measurements indicated on the floors plans in this document including but not limited to measurements of doors, windows, rooms, and any other area are approximate and subject to variation. The developer or seller shall not be liable for any loss, damage, or expense arising from or in connection with the use of the plans or reliance on the information contained herein or any error, omission, or misstatement. This plan is for conceptual and illustrative purposes only and should not be relied upon.






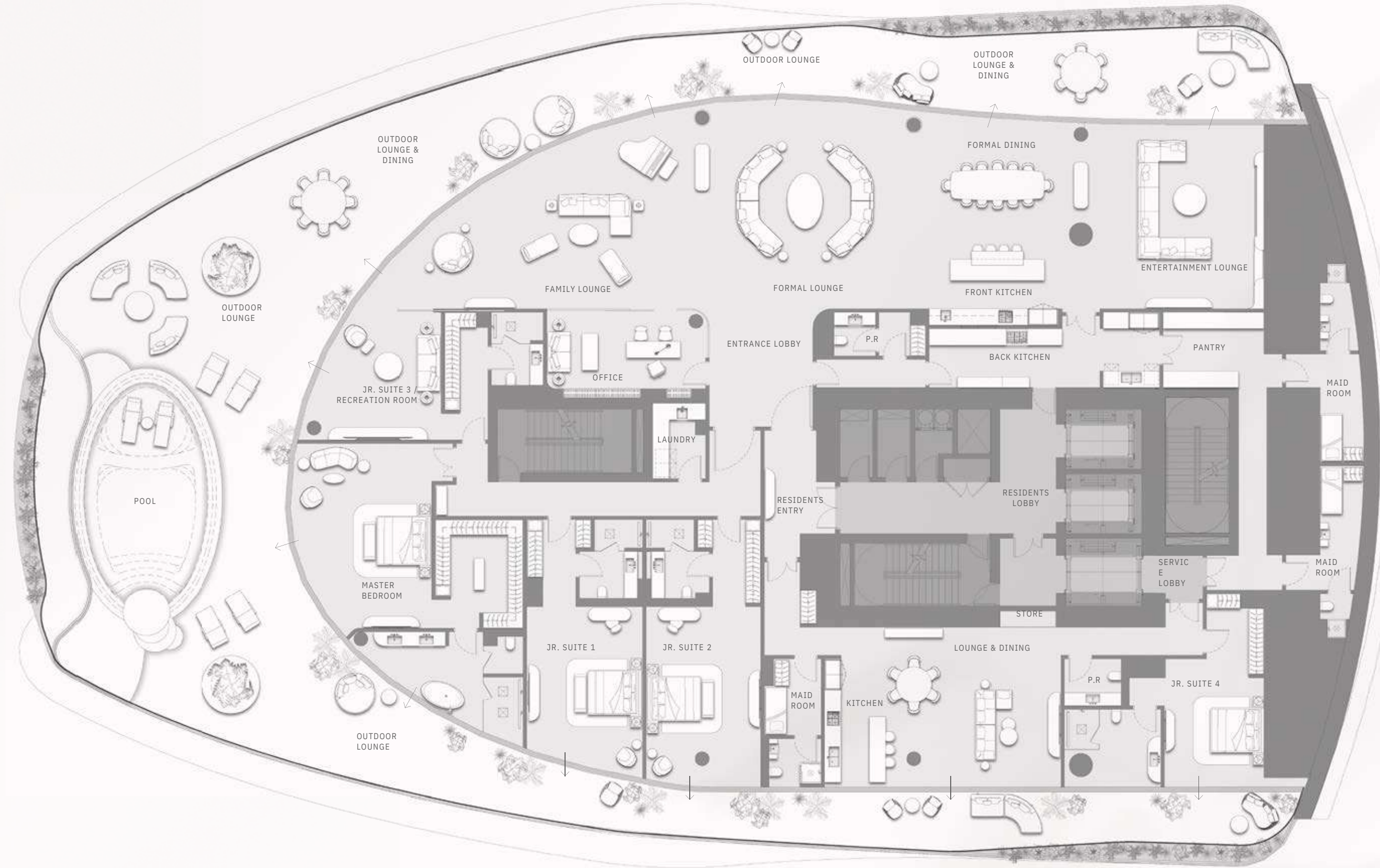


## 5 BEDROOM APARTMENT

	SQ.M	SQ.FT
<b>UNIT 201</b>		
INTERNAL	989.73	10,653.3
AREA	514.58	5
EXTERNAL	1,504.3	5,538.88
AREA TOTAL	1	16,192.2
GROUND FLOOR, FIRST FLOOR AND MEZZANINE LEVEL		
AREA	4	
STORAGE ROOM AREA	INCLUDED	
<b>PODIUM 2</b>		
DRIVERS QUARTERS	INCLUDED	
6 PARKING BAYS		

### KEYPLAN



TERRACE LEVEL 2



## NAKHEEL

All measurements indicated on the floors plans in this document including but not limited to measurements of doors, windows, rooms, and any other area are approximate and subject to variation. The developer or seller shall not be liable for any loss, damage, or expense arising from or in connection with the use of the plans or reliance on the information contained herein or any error, omission, or misstatement. This plan is for conceptual and illustrative purposes only and should not be relied upon.






## 5 BEDROOM APARTMENT

	SQ.M	SQ.FT
<b>UNIT 202</b>		
INTERNAL	989.73	10,653.3
AREA	514.58	5
EXTERNAL	1,504.3	5,538.88
AREA TOTAL	1	16,192.2
GROUND FLOOR, FIRST FLOOR AND MEZZANINE LEVEL		
AREA	4	
STORAGE ROOM AREA	INCLUDED	
<b>PODIUM 2</b>		
DRIVERS QUARTERS	INCLUDED	
<b>6 PARKING BAYS</b>		

### KEYPLAN



TERRACE LEVEL 2



BEACH VIEWS



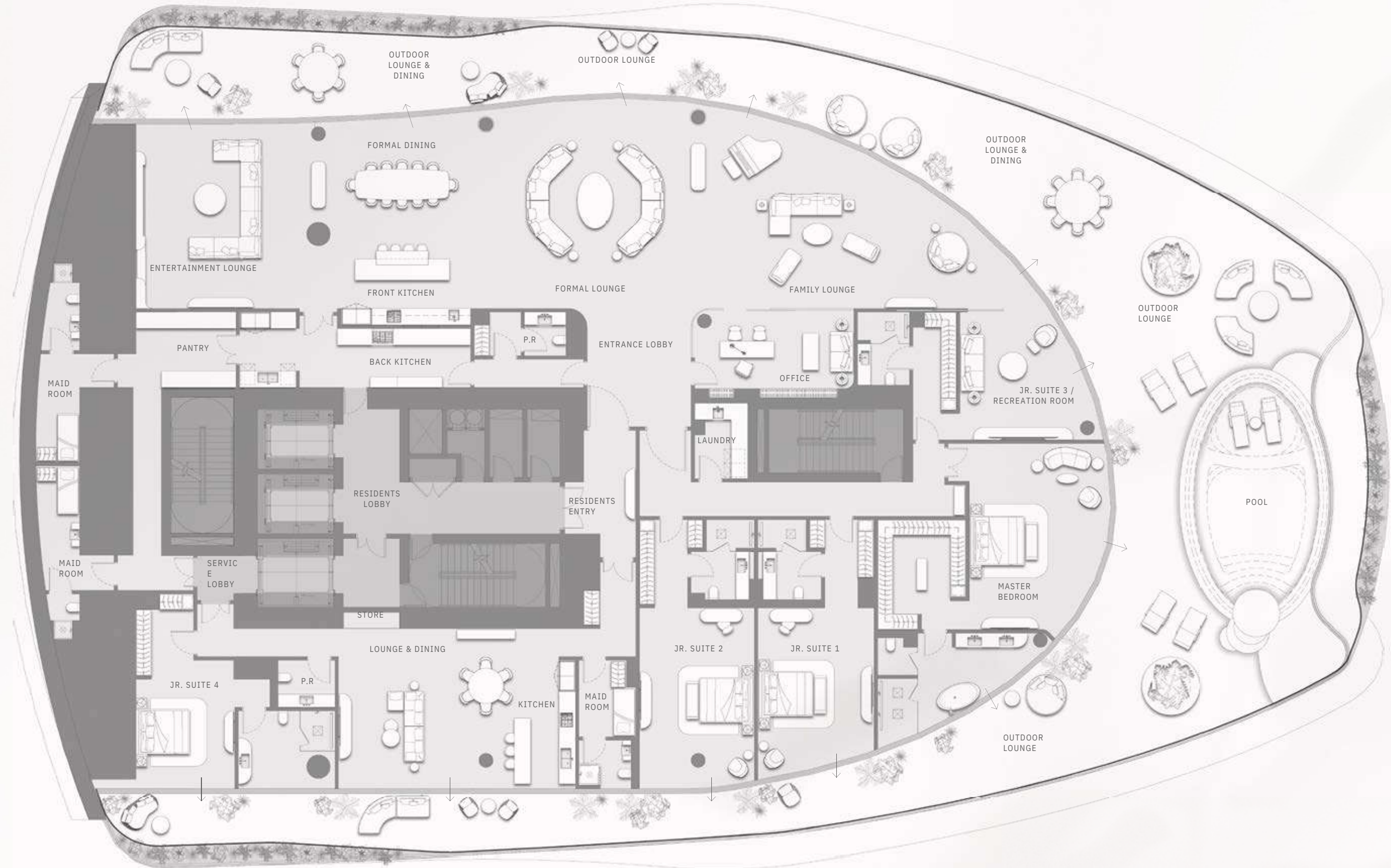
BURJ KHALIFA & BURJ AL ARAB VIEWS



BEACH VIEWS



PALM VIEW S



## NAKHEEL

All measurements indicated on the floors plans in this document including but not limited to measurements of doors, windows, rooms, and any other area are approximate and subject to variation. The developer or seller shall not be liable for any loss, damage, or expense arising from or in connection with the use of the plans or reliance on the information contained herein or any error, omission, or misstatement. This plan is for conceptual and illustrative purposes only and should not be relied upon.






## 5 BEDROOM APARTMENT

	SQ.M	SQ.FT
UNIT 301		
INTERNAL	810.36	8,724.63
AREA	458.16	4,931.58
EXTERNAL	1,268.5	13,656.2
AREA TOTAL	2	1
GROUND FLOOR, FIRST FLOOR AND MEZZANINE LEVEL		
AREA		
STORAGE ROOM AREA	INCLUDED	
PODIUM 2		
DRIVERS QUARTERS	INCLUDED	
6 PARKING BAYS		

### KEYPLAN



TERRACE LEVEL 3



BEACH VIEWS



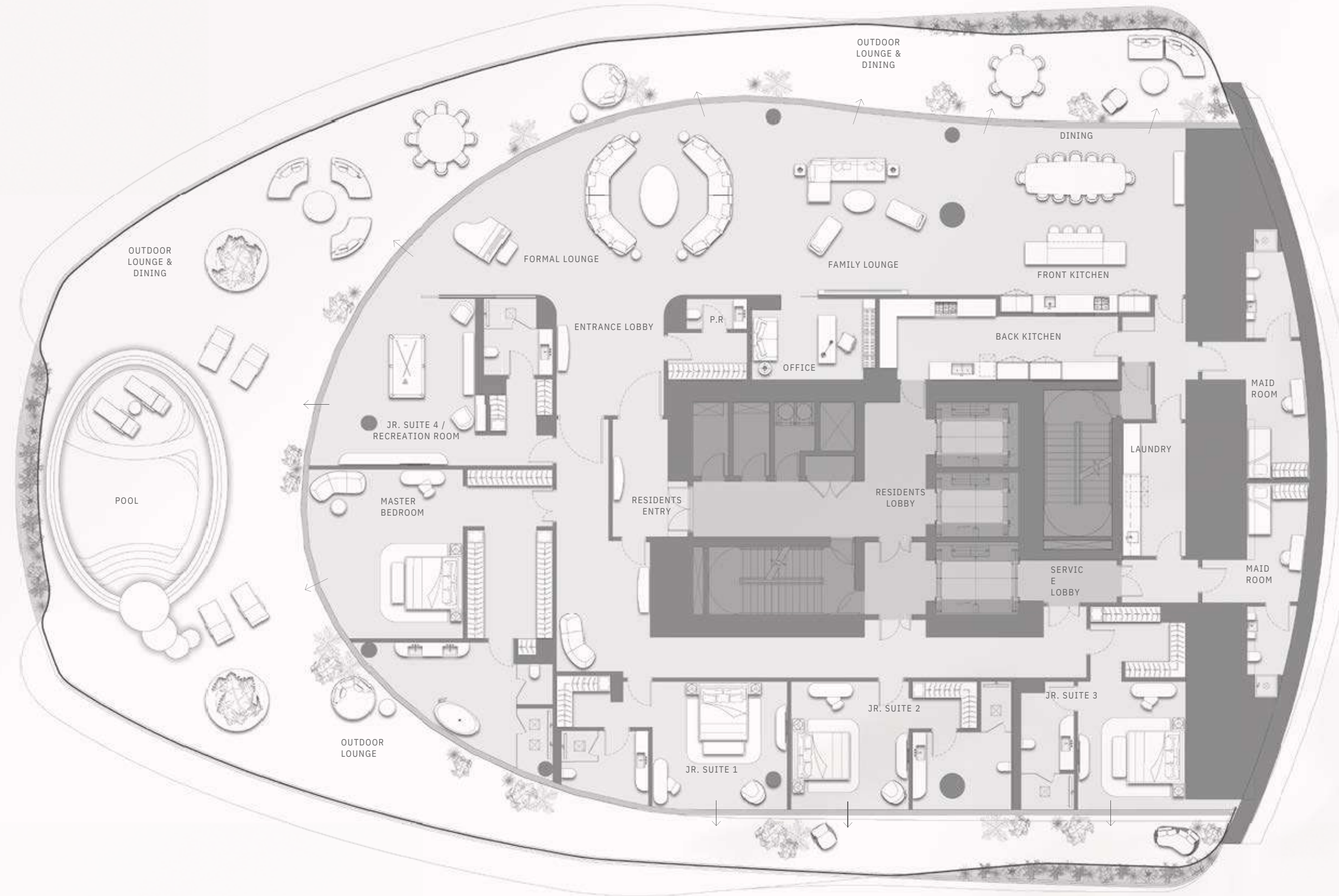
BURJ KHALIFA & BURJ AL ARAB VIEWS



BEACH VIEWS




PALM VIEWS



## NAKHEEL

All measurements indicated on the floors plans in this document including but not limited to measurements of doors, windows, rooms, and any other area are approximate and subject to variation. The developer or seller shall not be liable for any loss, damage, or expense arising from or in connection with the use of the plans or reliance on the information contained herein or any error, omission, or misstatement. This plan is for conceptual and illustrative purposes only and should not be relied upon.






## 5 BEDROOM APARTMENT

	SQ.M	SQ.FT
UNIT 302		
INTERNAL	810.36	8,724.63
AREA	458.16	4,931.58
EXTERNAL	1,268.5	13,656.2
AREA TOTAL	2	1
GROUND FLOOR, FIRST FLOOR AND MEZZANINE LEVEL		
AREA STORAGE ROOM AREA	INCLUDED	
PODIUM 2		
DRIVERS QUARTERS	INCLUDED	
6 PARKING BAYS		

### KEYPLAN



TERRACE LEVEL 3



BEACH VIEWS



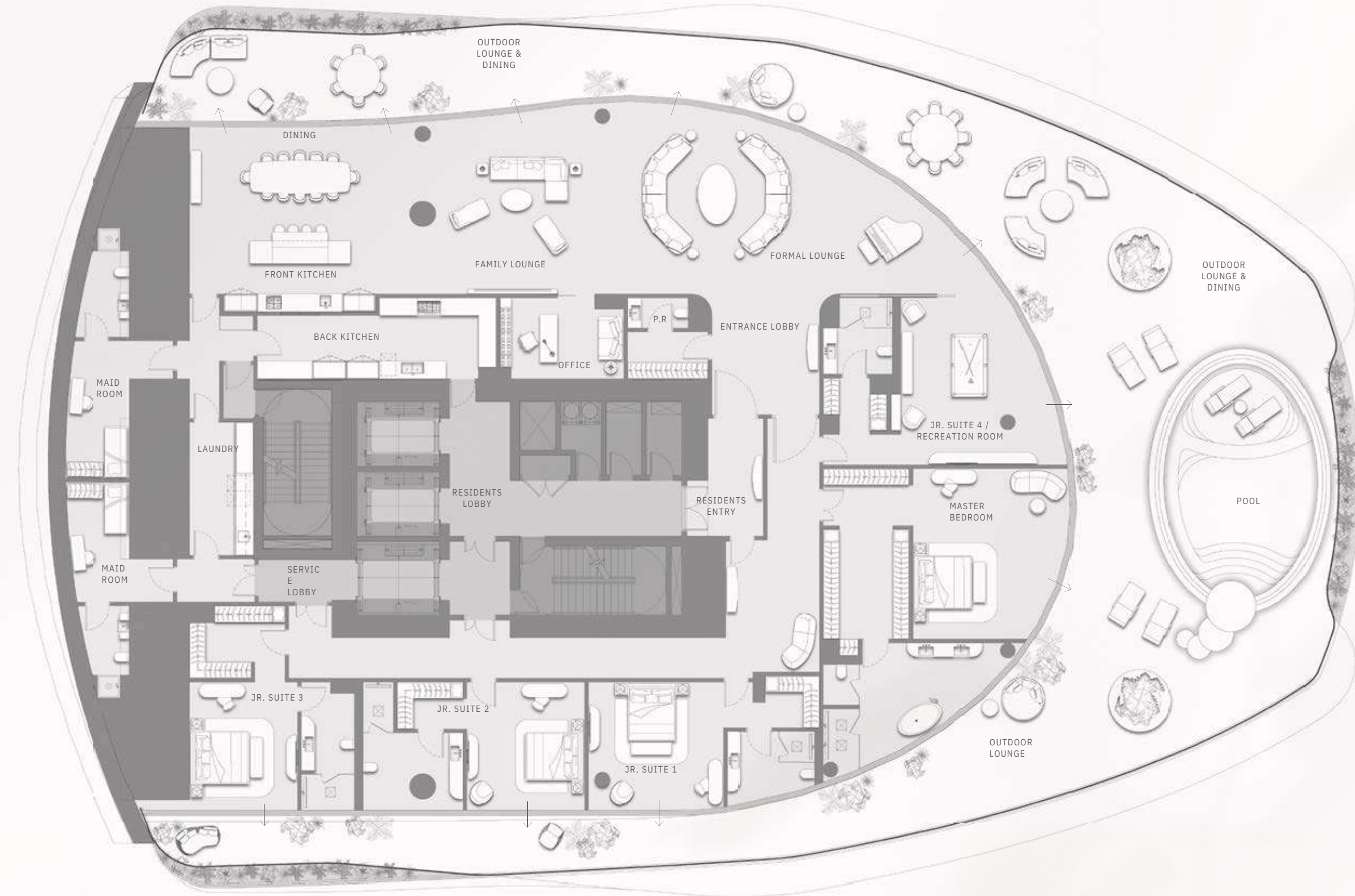
BURJ KHALIFA & BURJ AL ARAB VIEWS



BEACH VIEWS



PALM VIEWS



## NAKHEEL

All measurements indicated on the floors plans in this document including but not limited to measurements of doors, windows, rooms, and any other area are approximate and subject to variation. The developer or seller shall not be liable for any loss, damage, or expense arising from or in connection with the use of the plans or reliance on the information contained herein or any error, omission, or misstatement. This plan is for conceptual and illustrative purposes only and should not be relied upon.






## 4 BEDROOM APARTMENT

	SQ.M	SQ.FT
UNIT 401		
INTERNAL	693.41	7,463.79
AREA	374.31	4,029.03
EXTERNAL	1,067.7	11,492.8
AREA TOTAL	2	3
GROUND FLOOR, FIRST FLOOR AND MEZZANINE LEVEL		
AREA STORAGE ROOM AREA	INCLUDED	
PODIUM 2		
DRIVERS QUARTERS	INCLUDED	
5 PARKING BAYS		

### KEYPLAN



TERRACE LEVEL 4



BEACH VIEWS



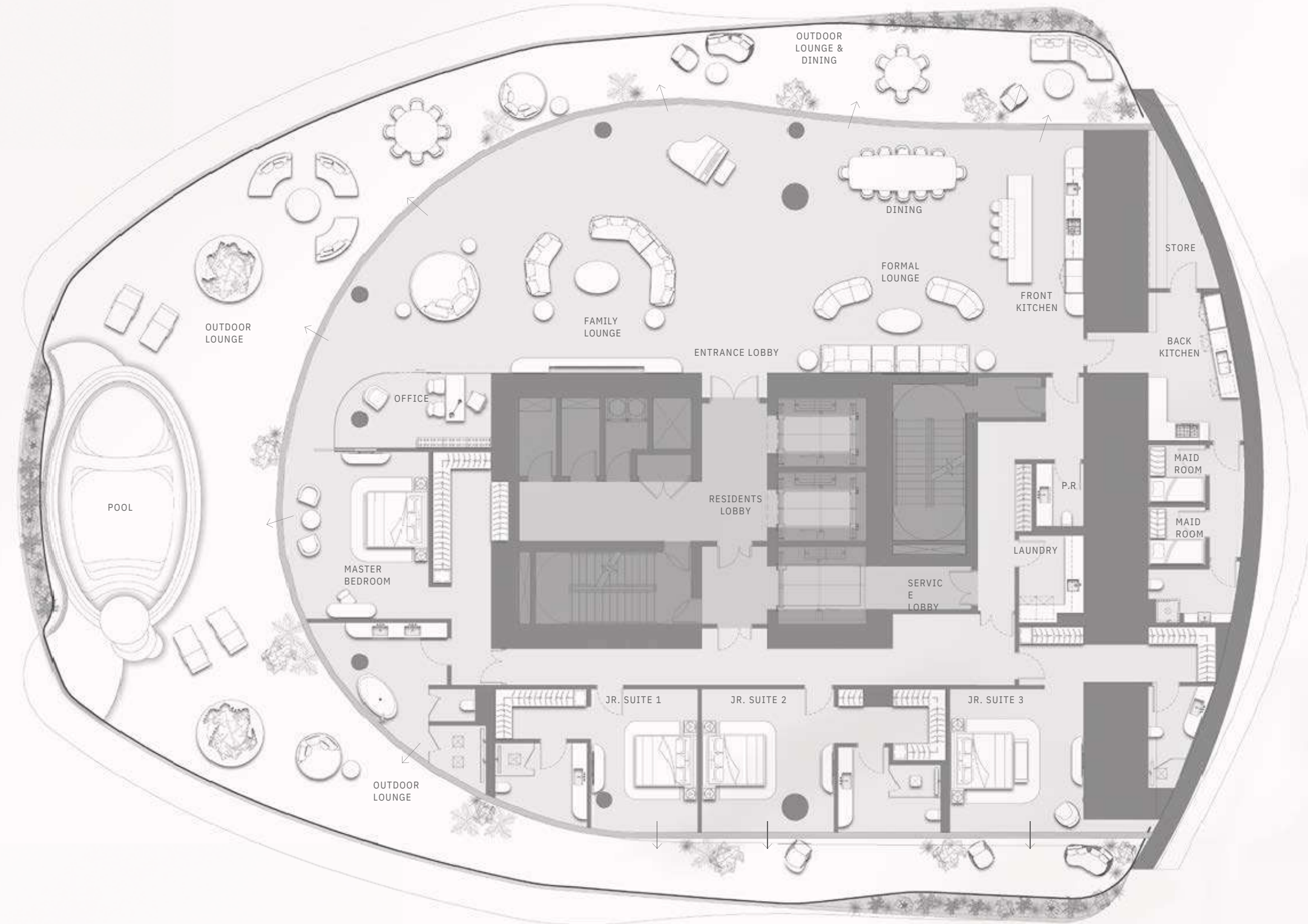
BURJ KHALIFA & BURJ AL ARAB VIEWS



BEACH VIEWS



PALM VIEWS



## NAKHEEL

All measurements indicated on the floors plans in this document including but not limited to measurements of doors, windows, rooms, and any other area are approximate and subject to variation. The developer or seller shall not be liable for any loss, damage, or expense arising from or in connection with the use of the plans or reliance on the information contained herein or any error, omission, or misstatement. This plan is for conceptual and illustrative purposes only and should not be relied upon.






## 4 BEDROOM APARTMENT

	SQ.M	SQ.FT
UNIT 402		
INTERNAL	693.41	7,463.79
AREA	374.31	4,029.03
EXTERNAL	1,067.7	11,492.8
AREA TOTAL	2	3
GROUND FLOOR, FIRST FLOOR AND MEZZANINE LEVEL		
AREA		
STORAGE ROOM AREA	INCLUDED	
PODIUM 2		
DRIVERS QUARTERS	INCLUDED	
5 PARKING BAYS		

### KEYPLAN



TERRACE LEVEL 4



BEACH VIEWS



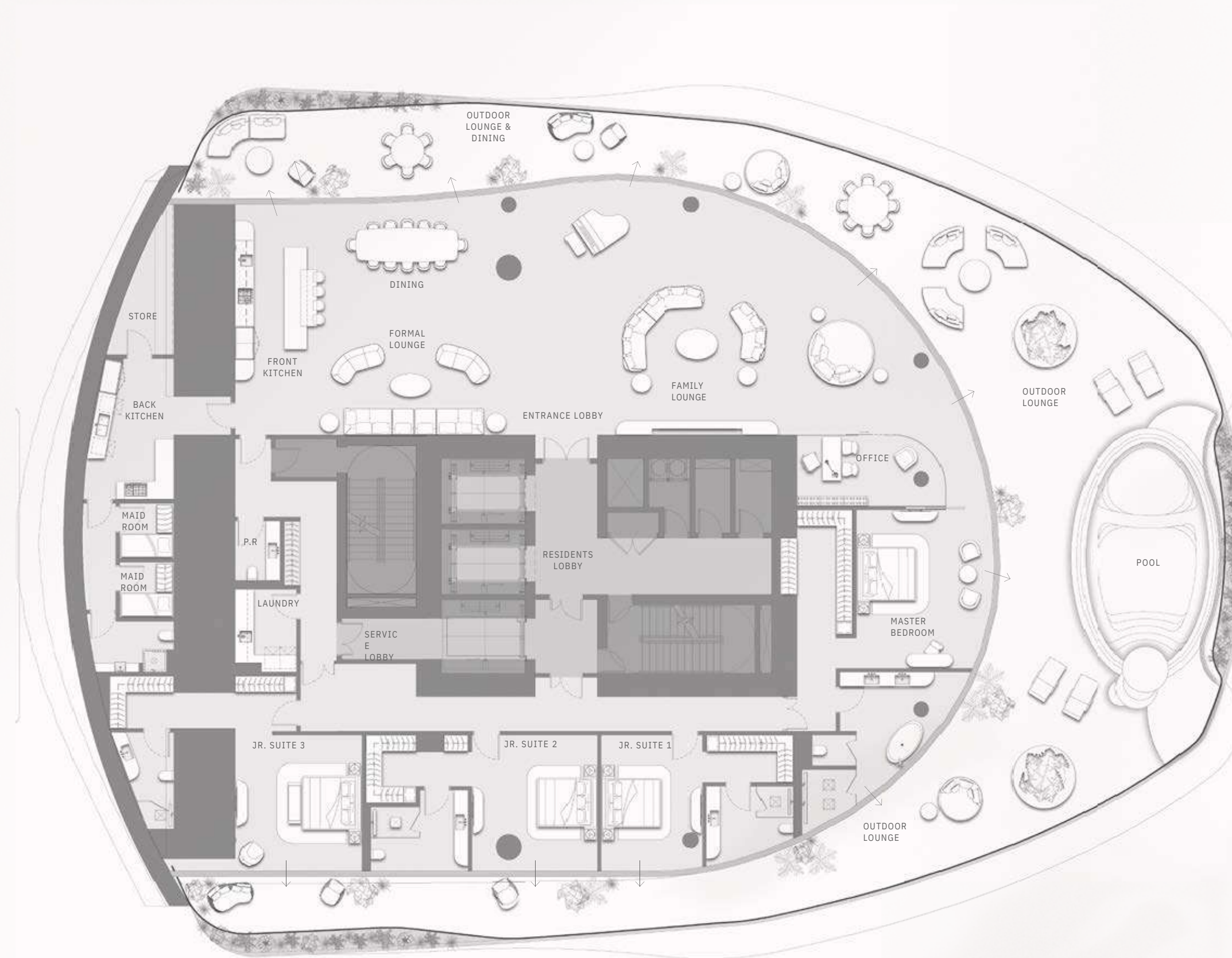
BURJ KHALIFA & BURJ AL ARAB VIEWS



BEACH VIEWS



PALM VIEWS



## NAKHEEL

All measurements indicated on the floors plans in this document including but not limited to measurements of doors, windows, rooms, and any other area are approximate and subject to variation. The developer or seller shall not be liable for any loss, damage, or expense arising from or in connection with the use of the plans or reliance on the information contained herein or any error, omission, or misstatement. This plan is for conceptual and illustrative purposes only and should not be relied upon.





# COMO

• RESIDENCES •


## 7 BEDROOM DUPLIX APARTMENT

	SQ.M	SQ.FT
UNIT 501		
INTERNAL	1,195.1	12,864.5
AREA	6	8
EXTERNAL	561.79	6,047.05
AREA TOTAL	1,756.9	18,911.6
GROUND FLOOR, FIRST FLOOR AND MEZZANINE LEVEL		
AREA	5	3
STORAGE ROOM AREA	INCLUDED	

PODIUM 2		
DRIVERS QUARTERS	INCLUDED	

7 PARKING BAYS

### KEYPLAN



TERRACE LEVEL 5  
LOWER FLOOR



BEACH  
VIEWS



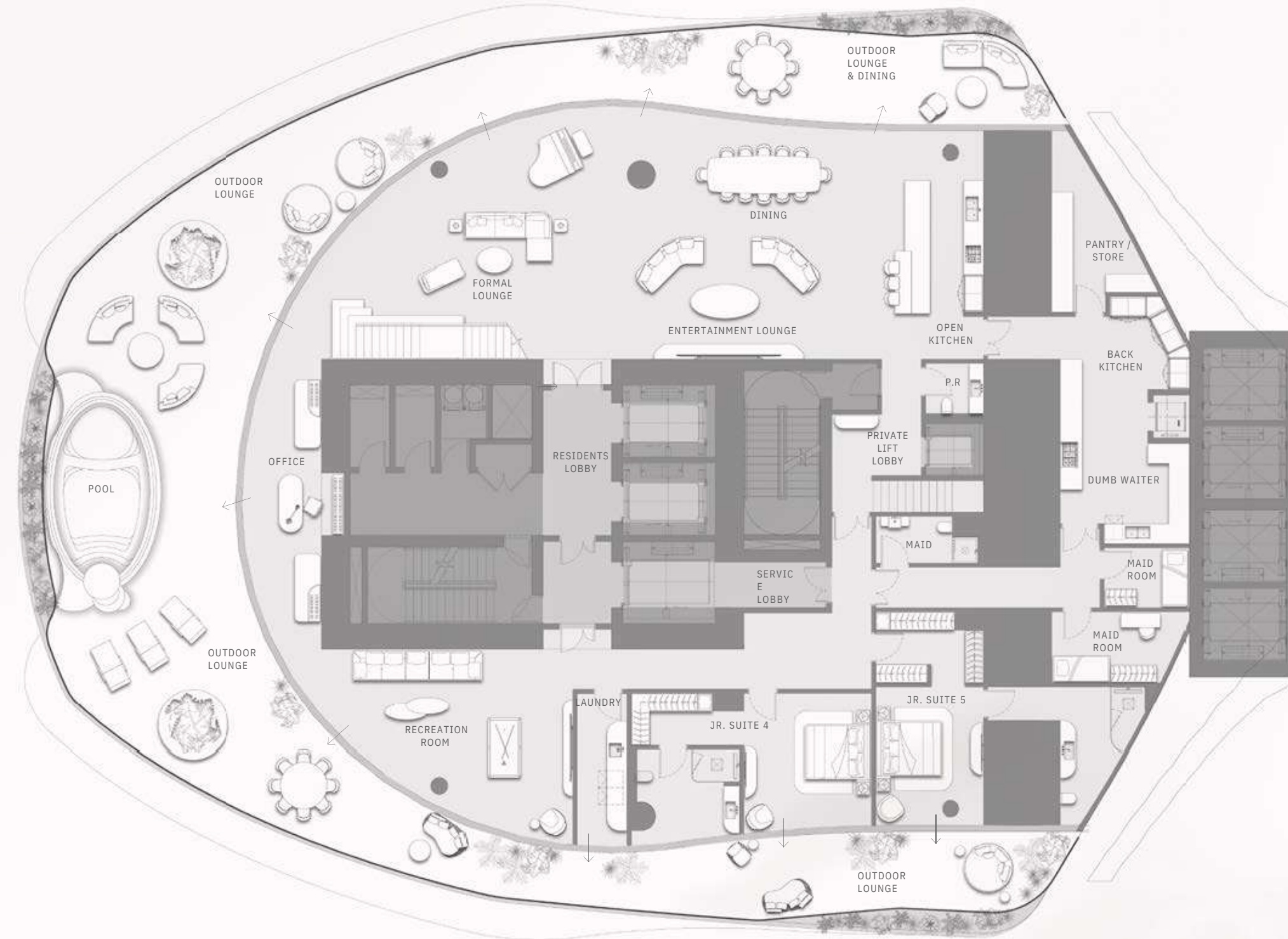
BURJ KHALIFA &  
BURJ AL ARAB VIEWS



BEACH  
VIEWS



PALM  
VIEWS



## NAKHEEL

All measurements indicated on the floors plans in this document including but not limited to measurements of doors, windows, rooms, and any other area are approximate and subject to variation. The developer or seller shall not be liable for any loss, damage, or expense arising from or in connection with the use of the plans or reliance on the information contained herein or any error, omission, or misstatement. This plan is for conceptual and illustrative purposes only and should not be relied upon.





7 BEDROOM  
DUPLIX APARTMENT

UNIT 501



BEACH  
VIEWS



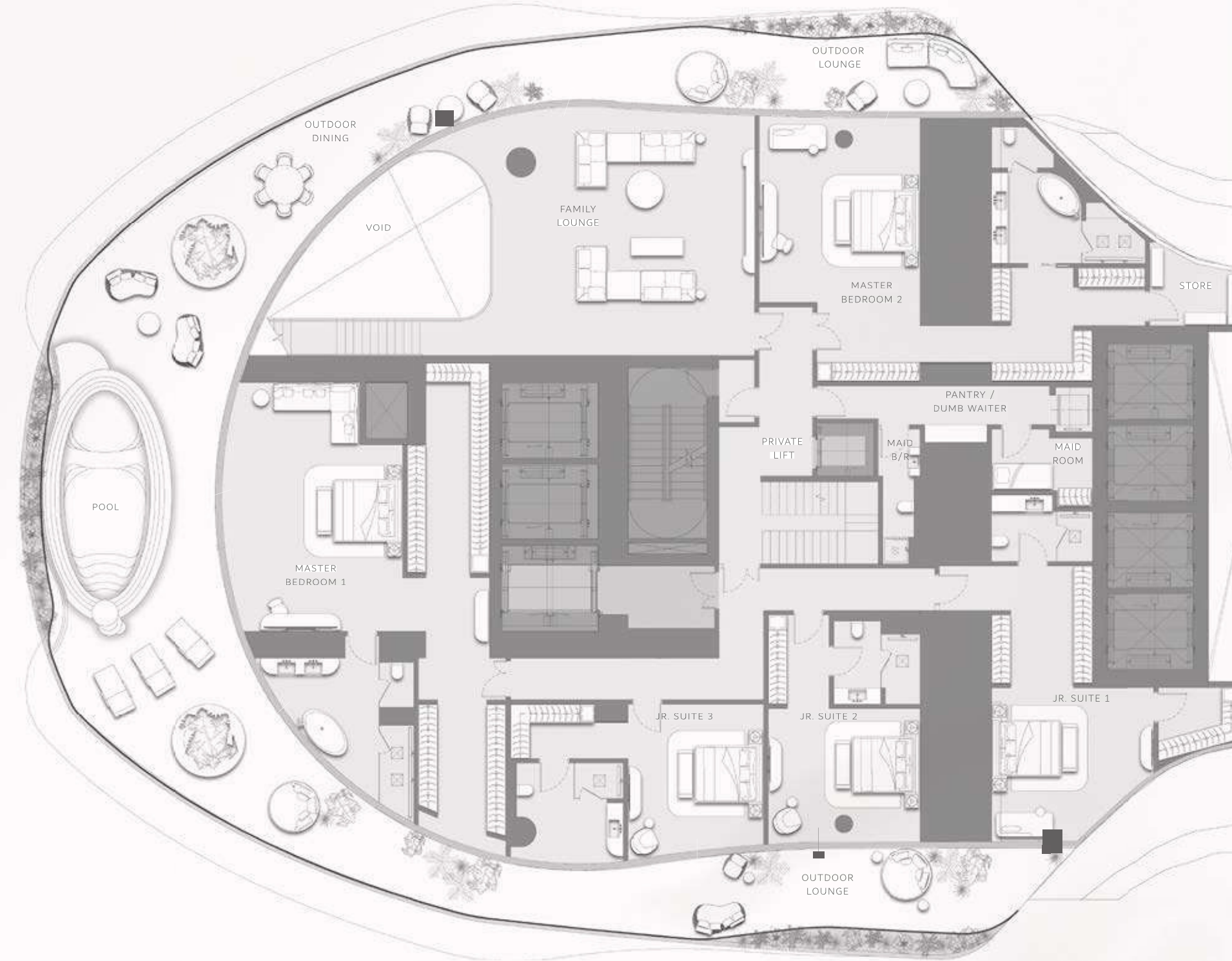
BURJ KHALIFA &  
BURJ AL ARAB VIEWS




BEACH  
VIEWS



PALM  
VIEWS



KEYPLAN



TERRACE LEVEL 6  
UPPER FLOOR

NAKHEEL

All measurements indicated on the floors plans in this document including but not limited to measurements of doors, windows, rooms, and any other area are approximate and subject to variation. The developer or seller shall not be liable for any loss, damage, or expense arising from or in connection with the use of the plans or reliance on the information contained herein or any error, omission, or misstatement. This plan is for conceptual and illustrative purposes only and should not be relied upon.






## 7 BEDROOM DUPLIX APARTMENT

	SQ.M	SQ.FT
UNIT 502		
INTERNAL	1,200.78	12,925.0
AREA	561.79	7
EXTERNAL	1,762.57	6,047.05
AREA TOTAL	18,972.1	
GROUND FLOOR, FIRST FLOOR AND MEZZANINE LEVEL		
AREA	2	
STORAGE ROOM AREA	INCLUDED	

PODIUM 2		
DRIVERS QUARTERS	INCLUDED	

7 PARKING BAYS

### KEYPLAN



TERRACE LEVEL 5  
LOWER FLOOR



BEACH  
VIEWS



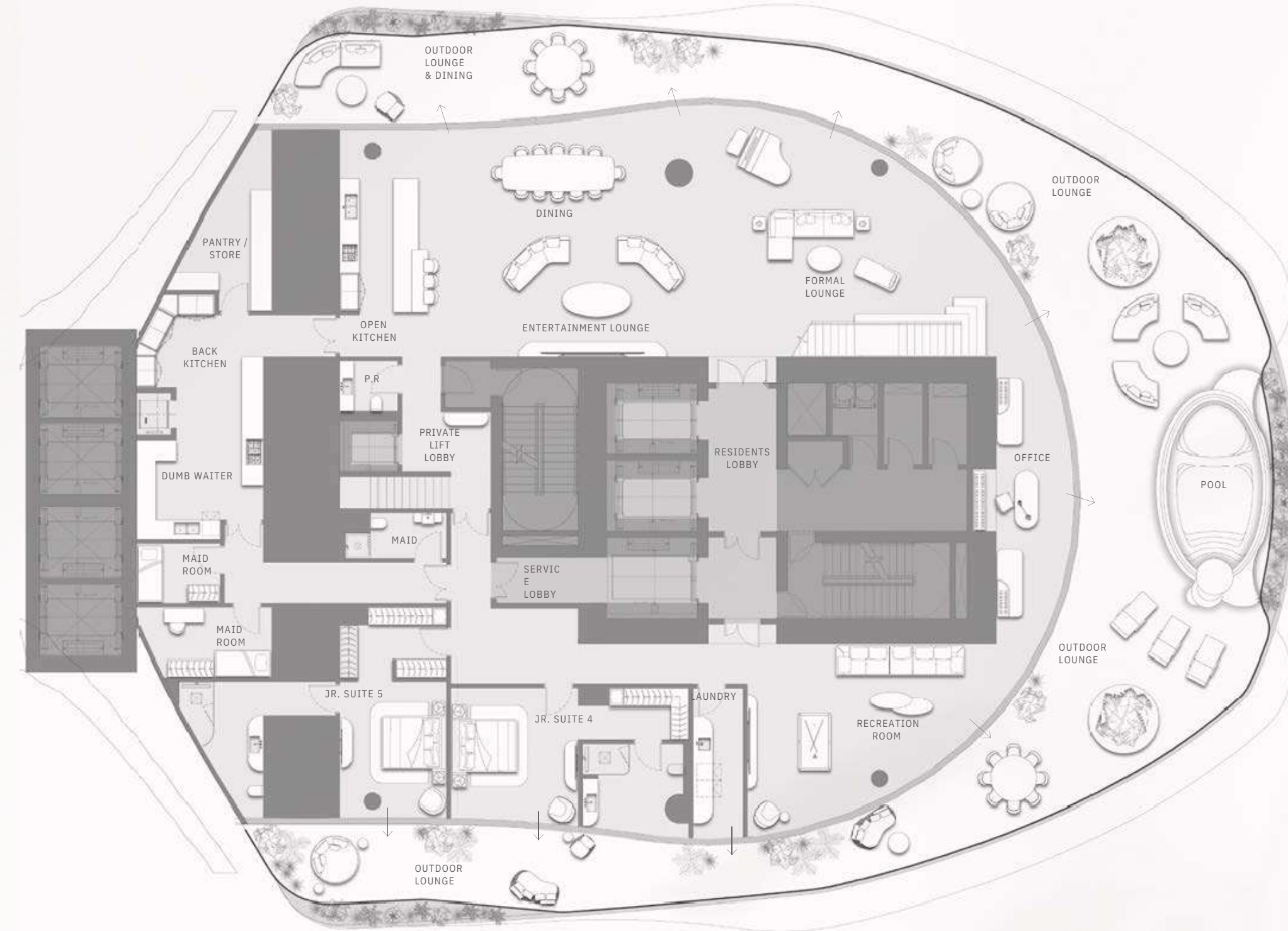
BURJ KHALIFA &  
BURJ AL ARAB VIEWS



BEACH  
VIEWS



PALM  
VIEWS



## NAKHEEL

All measurements indicated on the floors plans in this document including but not limited to measurements of doors, windows, rooms, and any other area are approximate and subject to variation. The developer or seller shall not be liable for any loss, damage, or expense arising from or in connection with the use of the plans or reliance on the information contained herein or any error, omission, or misstatement. This plan is for conceptual and illustrative purposes only and should not be relied upon.





7 BEDROOM  
DUPLIX APARTMENT

UNIT 502



BEACH  
VIEWS



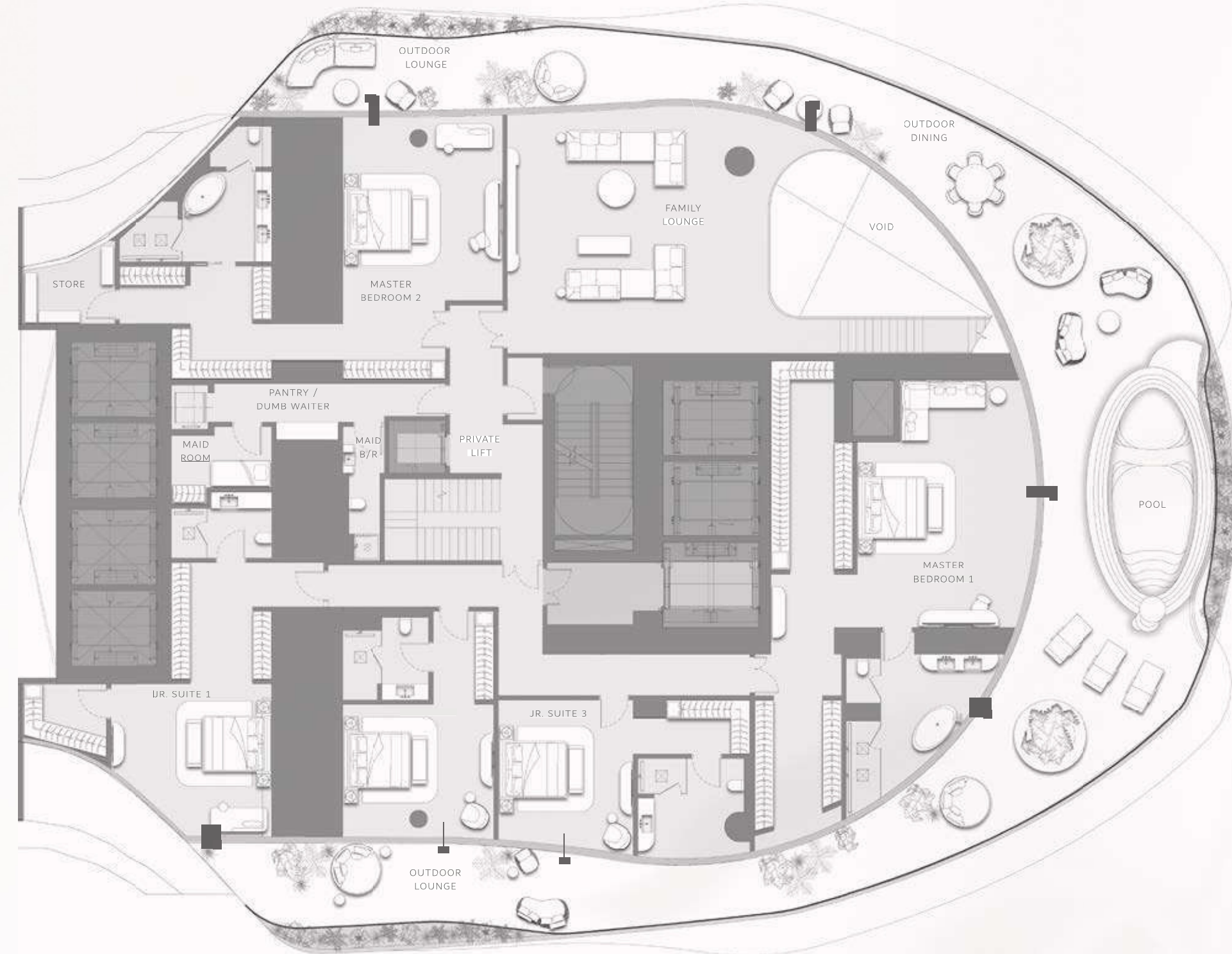
BURJ KHALIFA &  
BURJ AL ARAB VIEWS




BEACH  
VIEWS



PALM  
VIEWS



KEYPLAN



TERRACE LEVEL 6  
UPPER FLOOR

NAKHEEL

All measurements indicated on the floors plans in this document including but not limited to measurements of doors, windows, rooms, and any other area are approximate and subject to variation. The developer or seller shall not be liable for any loss, damage, or expense arising from or in connection with the use of the plans or reliance on the information contained herein or any error, omission, or misstatement. This plan is for conceptual and illustrative purposes only and should not be relied upon.







BEACH  
VIEWS



BURJ KHALIFA &  
BURJ AL ARAB VIEWS



BEACH  
VIEWS

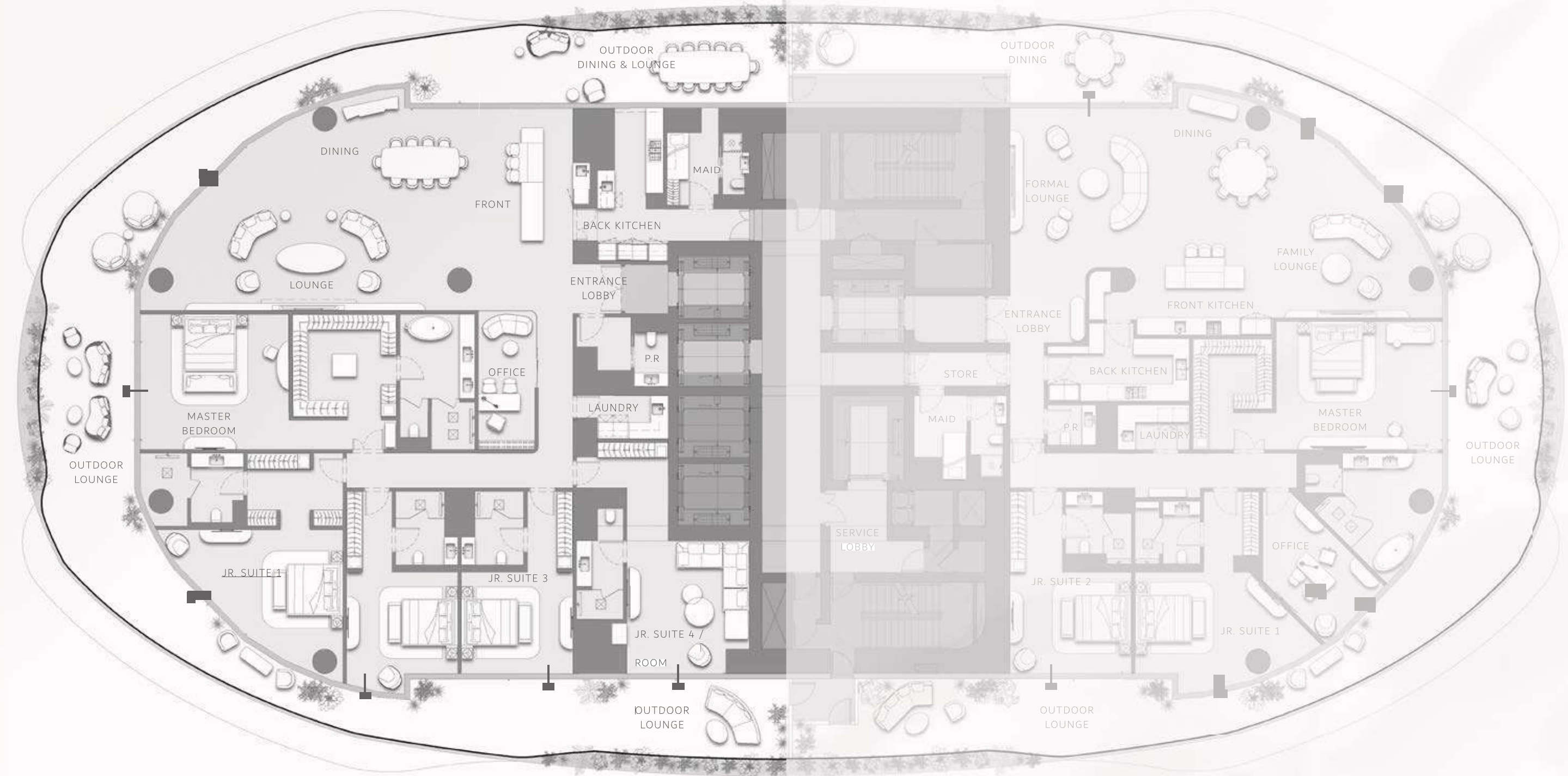
## 5 BEDROOM APARTMENT

UNIT 901	SQ.M	SQ.FT
INTERNAL	506.7	5,454.0
AREA	209.3	6
EXTERNAL	716	2,252.8
AREA TOTAL		8
GROUND FLOOR, FIRST FLOOR AND MEZZANINE LEVEL		
AREA		7,706.9
STORAGE ROOM AREA	INCLUDED	
		5


6 PARKING BAYS



PALM  
VIEWS



### KEYPLAN



TOWER LEVEL 9

## NAKHEEL

All measurements indicated on the floors plans in this document including but not limited to measurements of doors, windows, rooms, and any other area are approximate and subject to variation. The developer or seller shall not be liable for any loss, damage, or expense arising from or in connection with the use of the plans or reliance on the information contained herein or any error, omission, or misstatement. This plan is for conceptual and illustrative purposes only and should not be relied upon.



AIN DUBAI  
VIEWS






## 3 BEDROOM APARTMENT

	SQ.M	SQ.FT
UNIT 902		
INTERNAL AREA	410.0	4,413.6
EXTERNAL AREA	194.0	2,088.4
AREA TOTAL	2	1
GROUND FLOOR, FIRST FLOOR AND MEZZANINE LEVEL		
AREA	604.0	6,502.0
STORAGE ROOM AREA	INCLUDED	
	6	4

4 PARKING BAYS

### KEYPLAN



TOWER LEVEL 9

### NAKHEEL

All measurements indicated on the floors plans in this document including but not limited to measurements of doors, windows, rooms, and any other area are approximate and subject to variation. The developer or seller shall not be liable for any loss, damage, or expense arising from or in connection with the use of the plans or reliance on the information contained herein or any error, omission, or misstatement. This plan is for conceptual and illustrative purposes only and should not be relied upon.



BEACH VIEWS



BURJ KHALIFA & BURJ AL ARAB VIEWS



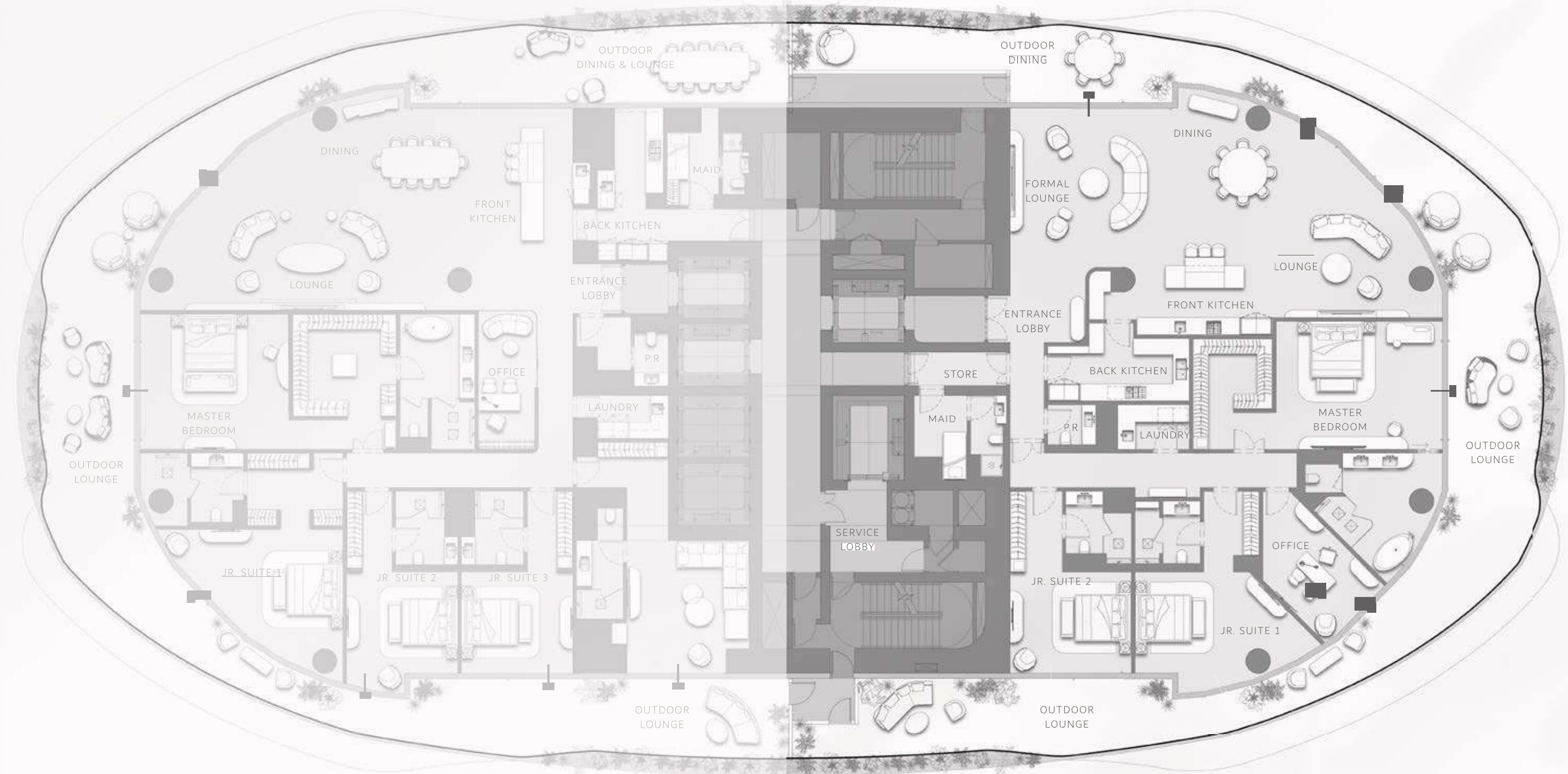
BEACH VIEWS



PALM VIEWS



AIN DUBAI VIEWS





## 4 BEDROOM APARTMENT

	SQ.M	SQ.FT
UNIT 1001		
INTERNAL AREA	460.3	4,954.6
EXTERNAL AREA	195.1	2,100.2
AREA TOTAL	2	5
GROUND FLOOR, FIRST FLOOR AND MEZZANINE LEVEL		
AREA	655.4	7,054.8
STORAGE ROOM AREA	INCLUDED	
	2	7

5 PARKING BAYS

### KEYPLAN



TOWER LEVEL 10



BEACH VIEWS



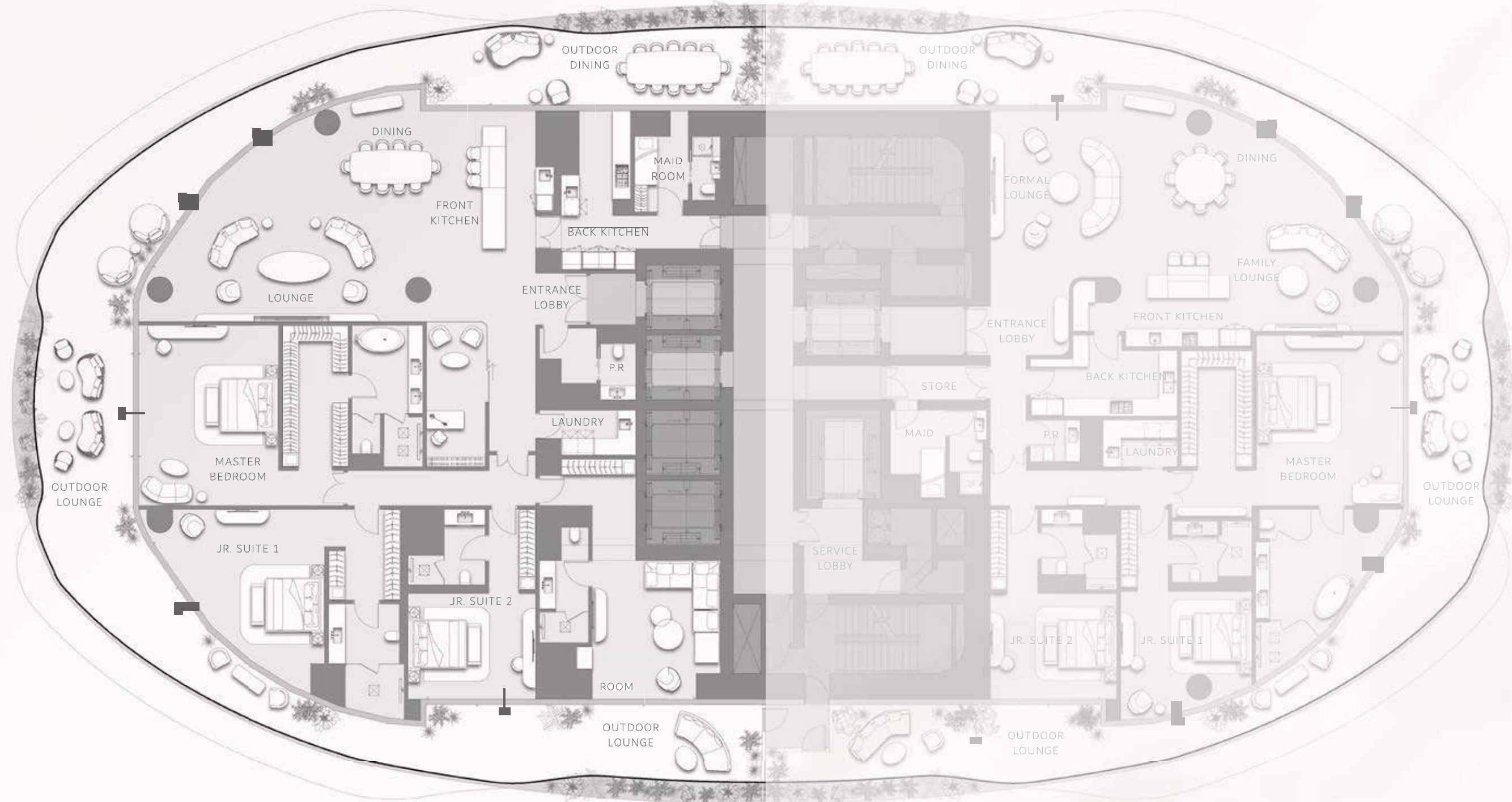
BURJ KHALIFA & BURJ AL ARAB VIEWS



BEACH VIEWS



PALM VIEWS



AIN DUBAI VIEWS

### NAKHEEL

All measurements indicated on the floors plans in this document including but not limited to measurements of doors, windows, rooms, and any other area are approximate and subject to variation. The developer or seller shall not be liable for any loss, damage, or expense arising from or in connection with the use of the plans or reliance on the information contained herein or any error, omission, or misstatement. This plan is for conceptual and illustrative purposes only and should not be relied upon.





## 3 BEDROOM APARTMENT

	SQ.M	SQ.FT
UNIT 1002		
INTERNAL AREA	375.6	4,043.6
EXTERNAL AREA	180.8	1,946.5
AREA TOTAL	4	4
GROUND FLOOR, FIRST FLOOR AND MEZZANINE LEVEL		
AREA	556.5	5,990.2
STORAGE ROOM AREA	INCLUDED	
	0	1

3 PARKING BAYS

### KEYPLAN



TOWER LEVEL 10

### NAKHEEL

All measurements indicated on the floors plans in this document including but not limited to measurements of doors, windows, rooms, and any other area are approximate and subject to variation. The developer or seller shall not be liable for any loss, damage, or expense arising from or in connection with the use of the plans or reliance on the information contained herein or any error, omission, or misstatement. This plan is for conceptual and illustrative purposes only and should not be relied upon.



BEACH VIEWS



BURJ KHALIFA & BURJ AL ARAB VIEWS



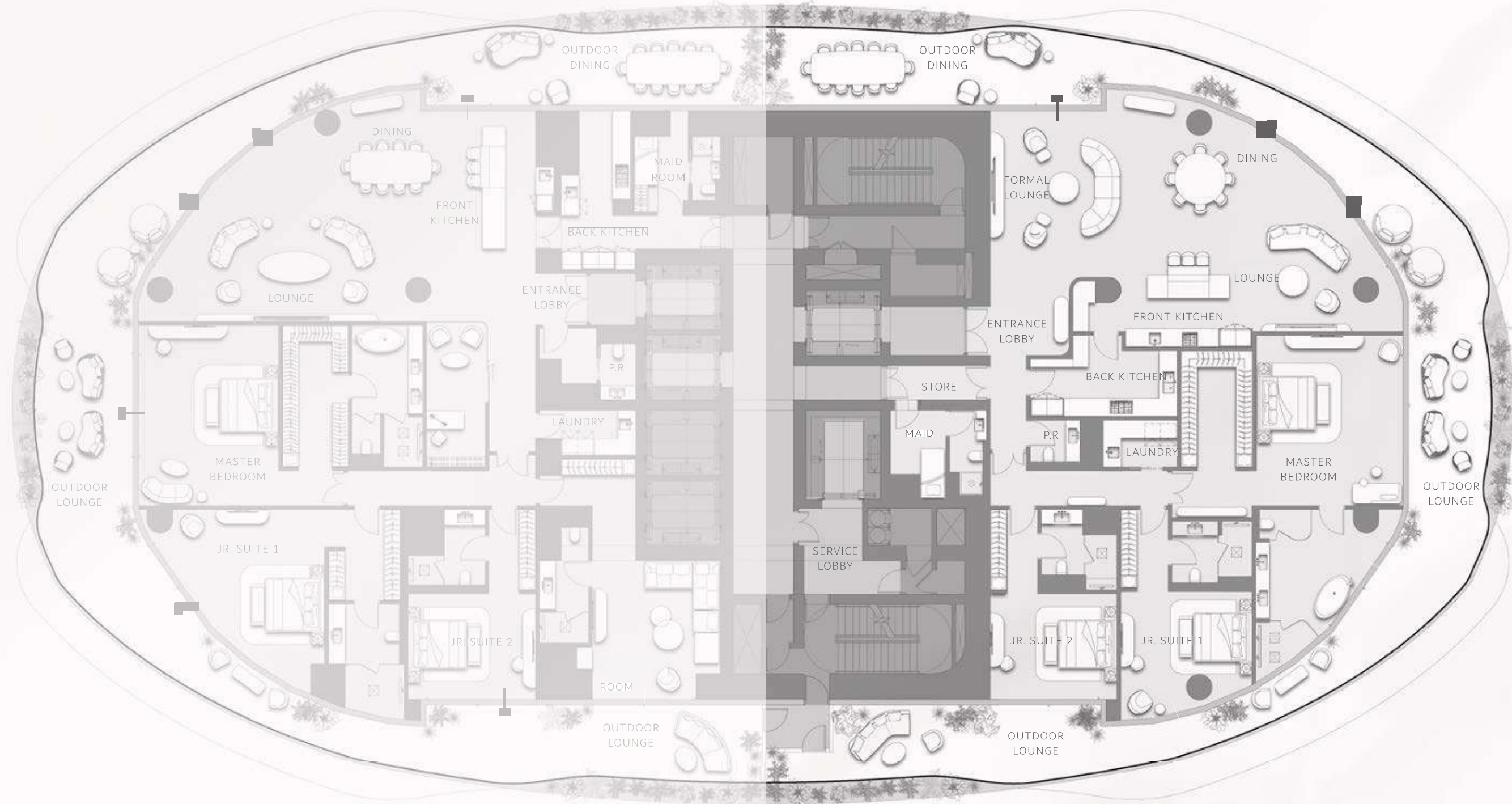
BEACH VIEWS



PALM VIEWS



AIN DUBAI VIEWS






## 4 BEDROOM APARTMENT

	SQ.M	SQ.FT
LEVEL 1101		
INTERNAL AREA	426.4	4,590.6
EXTERNAL AREA	180.4	1,942.3
AREA TOTAL	5	4
GROUND FLOOR, FIRST FLOOR AND MEZZANINE LEVEL		
AREA	606.9	6,533.0
STORAGE ROOM AREA	INCLUDED	
	4	4

5 PARKING BAYS

### KEYPLAN



TOWER LEVEL 11



BEACH VIEWS



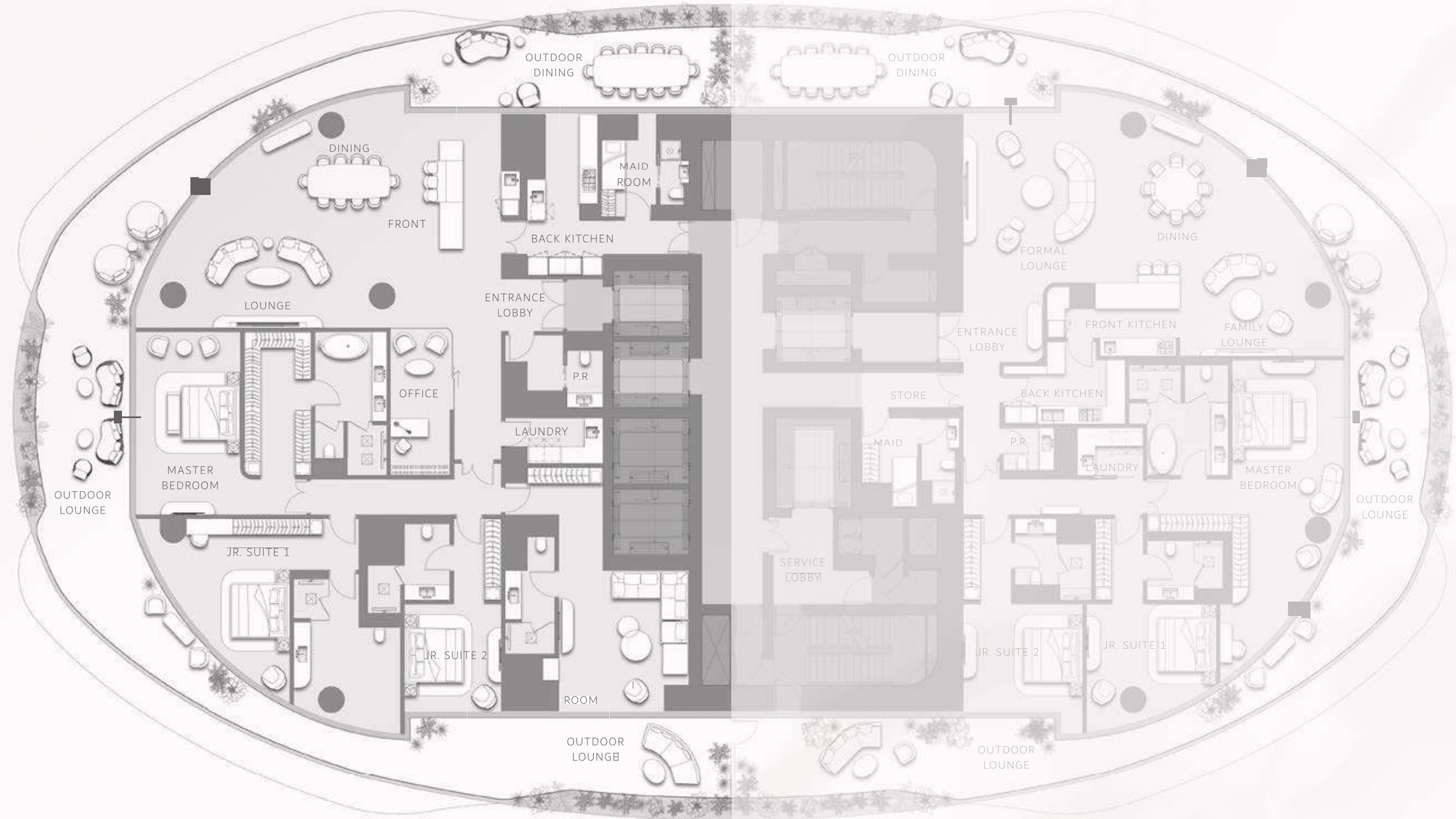
BURJ KHALIFA & BURJ AL ARAB VIEWS



BEACH VIEWS



PALM VIEWS



AIN DUBAI VIEWS

### NAKHEEL

All measurements indicated on the floors plans in this document including but not limited to measurements of doors, windows, rooms, and any other area are approximate and subject to variation. The developer or seller shall not be liable for any loss, damage, or expense arising from or in connection with the use of the plans or reliance on the information contained herein or any error, omission, or misstatement. This plan is for conceptual and illustrative purposes only and should not be relied upon.







BEACH  
VIEWS



BURJ KHALIFA &  
BURJ AL ARAB VIEWS



BEACH  
VIEWS

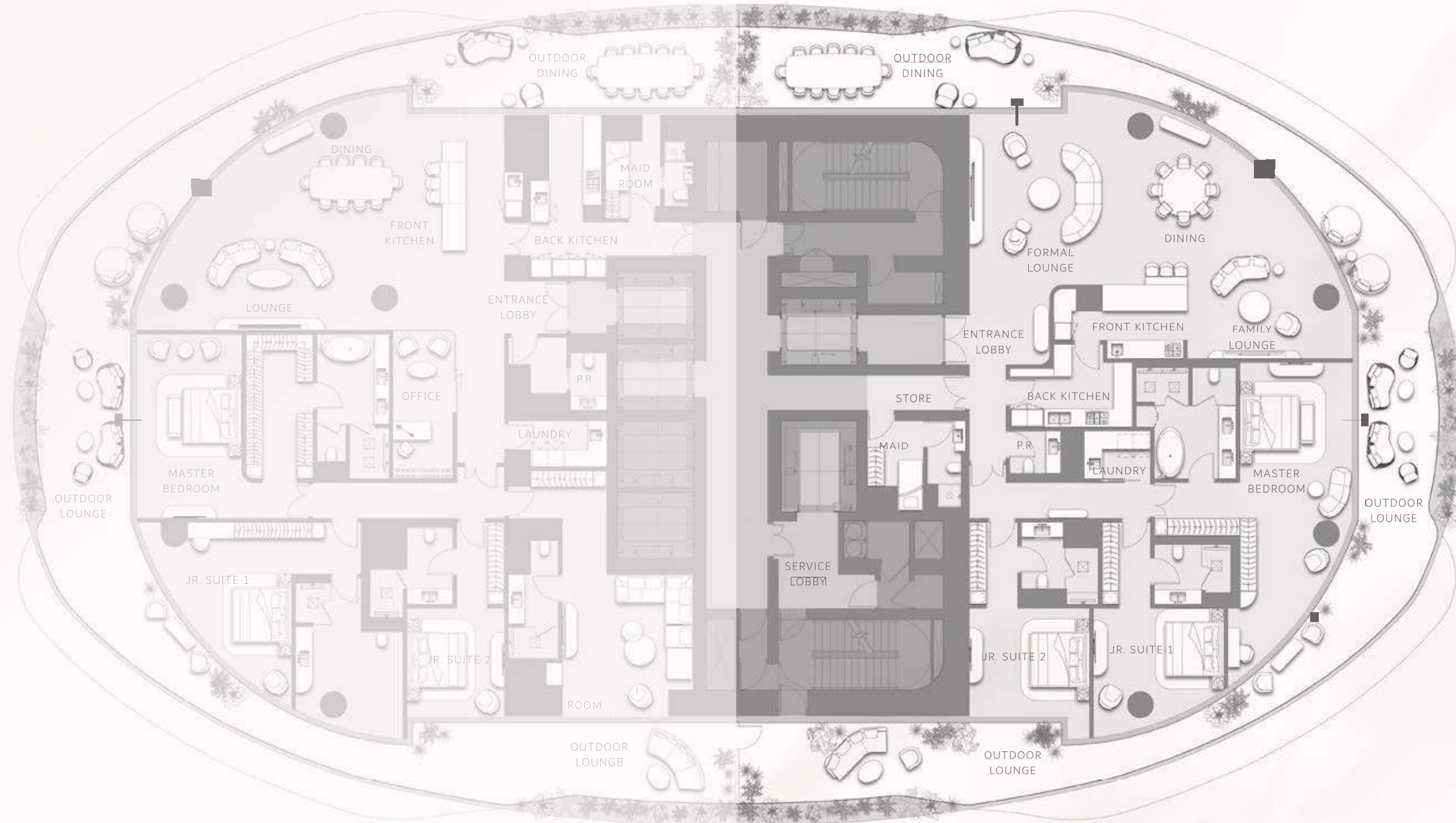
## 3 BEDROOM APARTMENT

	SQ.M	SQ.FT
UNIT 1102		
INTERNAL AREA	344.1	3,704.8
EXTERNAL AREA	173.9	1,872.7
AREA TOTAL	518.1	5,577.0
STORAGE ROOM AREA	7	6


3 PARKING BAYS



PALM  
VIEWS



KEYPLAN



TOWER LEVEL 11

### NAKHEEL

All measurements indicated on the floors plans in this document including but not limited to measurements of doors, windows, rooms, and any other area are approximate and subject to variation. The developer or seller shall not be liable for any loss, damage, or expense arising from or in connection with the use of the plans or reliance on the information contained herein or any error, omission, or misstatement. This plan is for conceptual and illustrative purposes only and should not be relied upon.



AIN DUBAI  
VIEWS







# TOTALLY HOME

REAL ESTATE



[totallyhomerealestate](#)



[totallyhomerealestate](#)



[totallyhomerealestate](#)



[totallyhomerealestate.com](#)



+971 54 289 7686



[sales@totallyhomerealestate.com](mailto:sales@totallyhomerealestate.com)



[support@totallyhomerealestate.com](mailto:support@totallyhomerealestate.com)



[admin@totallyhomerealestate.com](mailto:admin@totallyhomerealestate.com)



Office 103, Building 6 Bay Square Tower, Business Bay PO Box 418317, Dubai