

ADDRESS
RESIDENCES
ZABEEL

DIFC Views

Floor Plans – Tower 1



ADDRESS
RESIDENCES
ZABEEL

DIFC Views

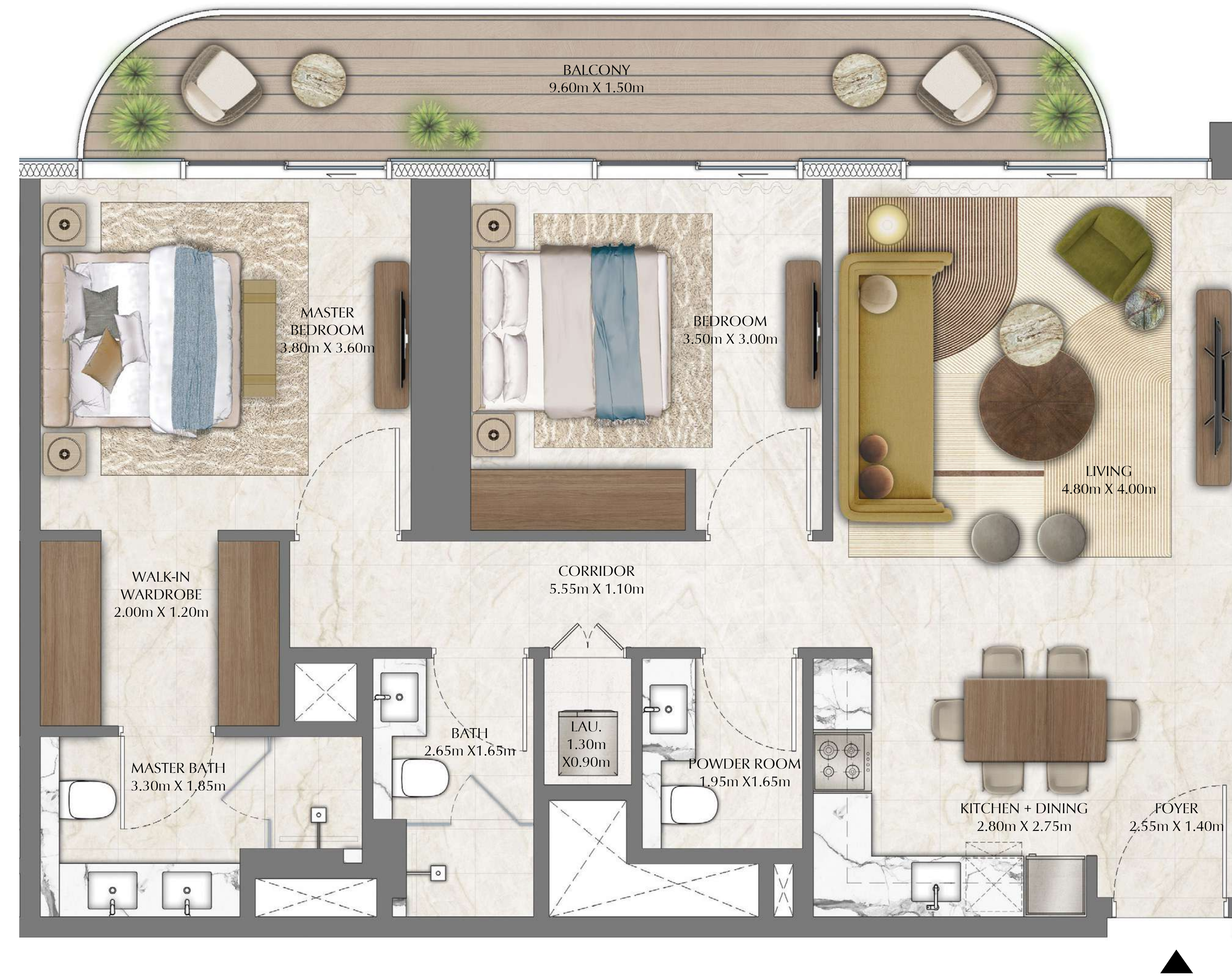

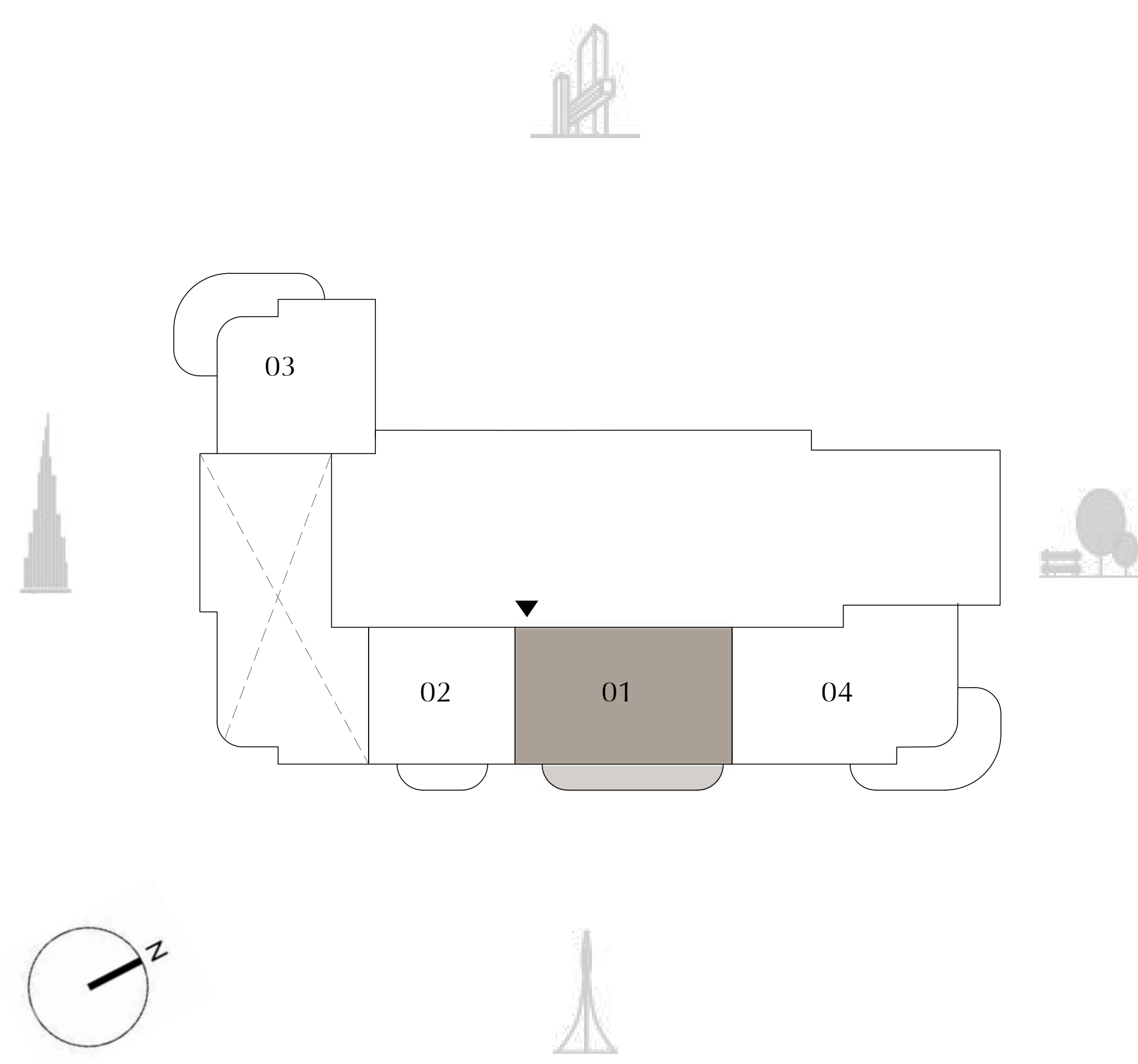
TOWER 1
2 BEDROOM

PODIUM LEVEL 1 UNIT 01

SUITE AREA	997.38 SQ.FT.	92.66 SQ.M.
BALCONY AREA	165.87 SQ.FT.	15.41 SQ.M.
TOTAL AREA	1,163.25 SQ.FT.	108.07 SQ.M.

KEY PLAN

KEY SECTION



FLOOR PLAN 1. All dimensions are in imperial and metric, and measured from finish to finish excluding construction tolerances. 2. All materials, dimensions, and drawings are approximate only. 3. Information is subject to change without notice, at developer's absolute discretion. 4. Actual area may vary from the stated area. 5. Drawings not to scale. 6. All images used are for illustrative purposes only and do not represent the actual size, features, specifications, fittings, and furnishings. 7. The developer reserves the right to make revisions / alterations, at it's absolute discretion, without any liability whatsoever.



ADDRESS
RESIDENCES
ZABEEL

DIFC Views

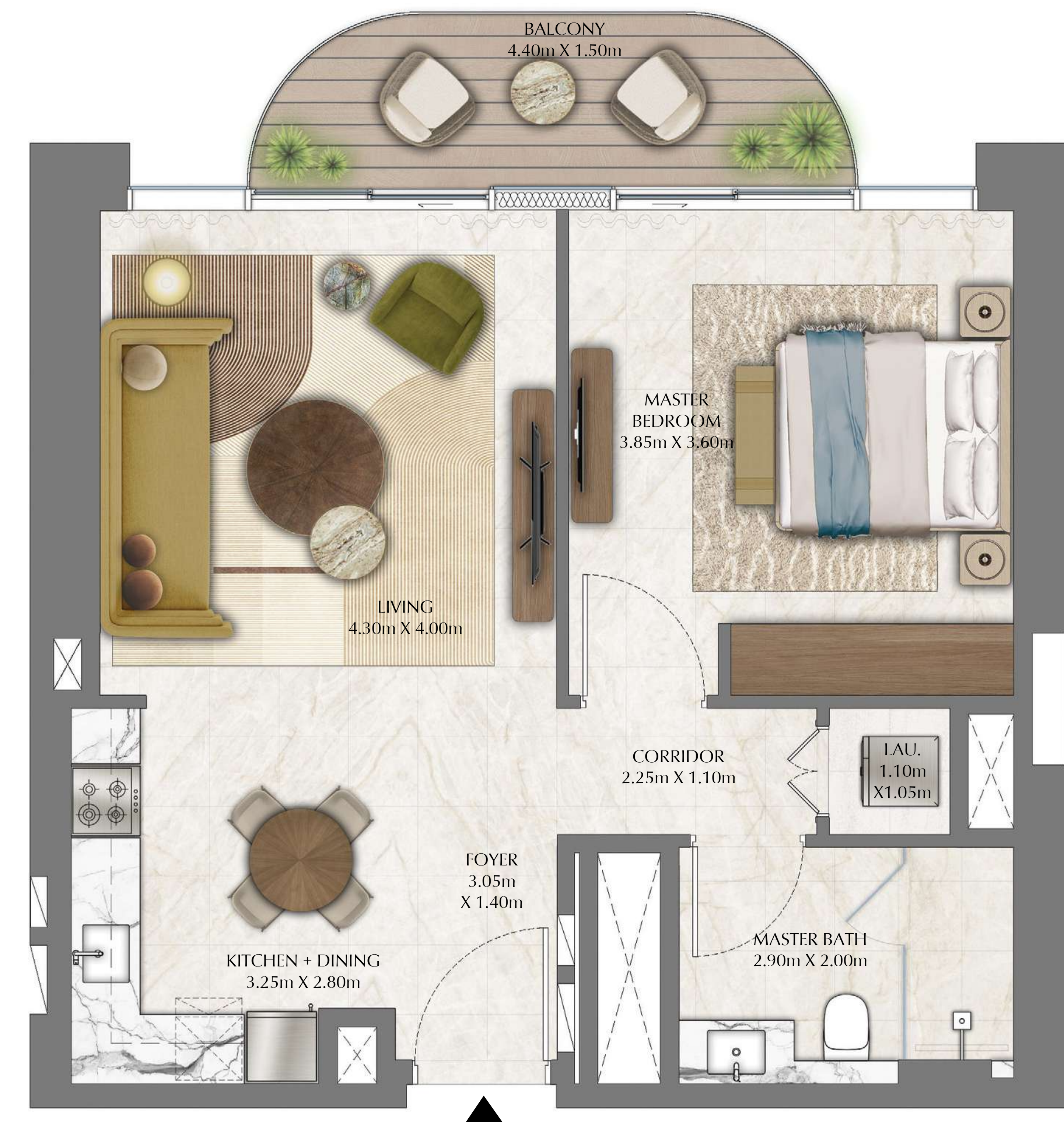

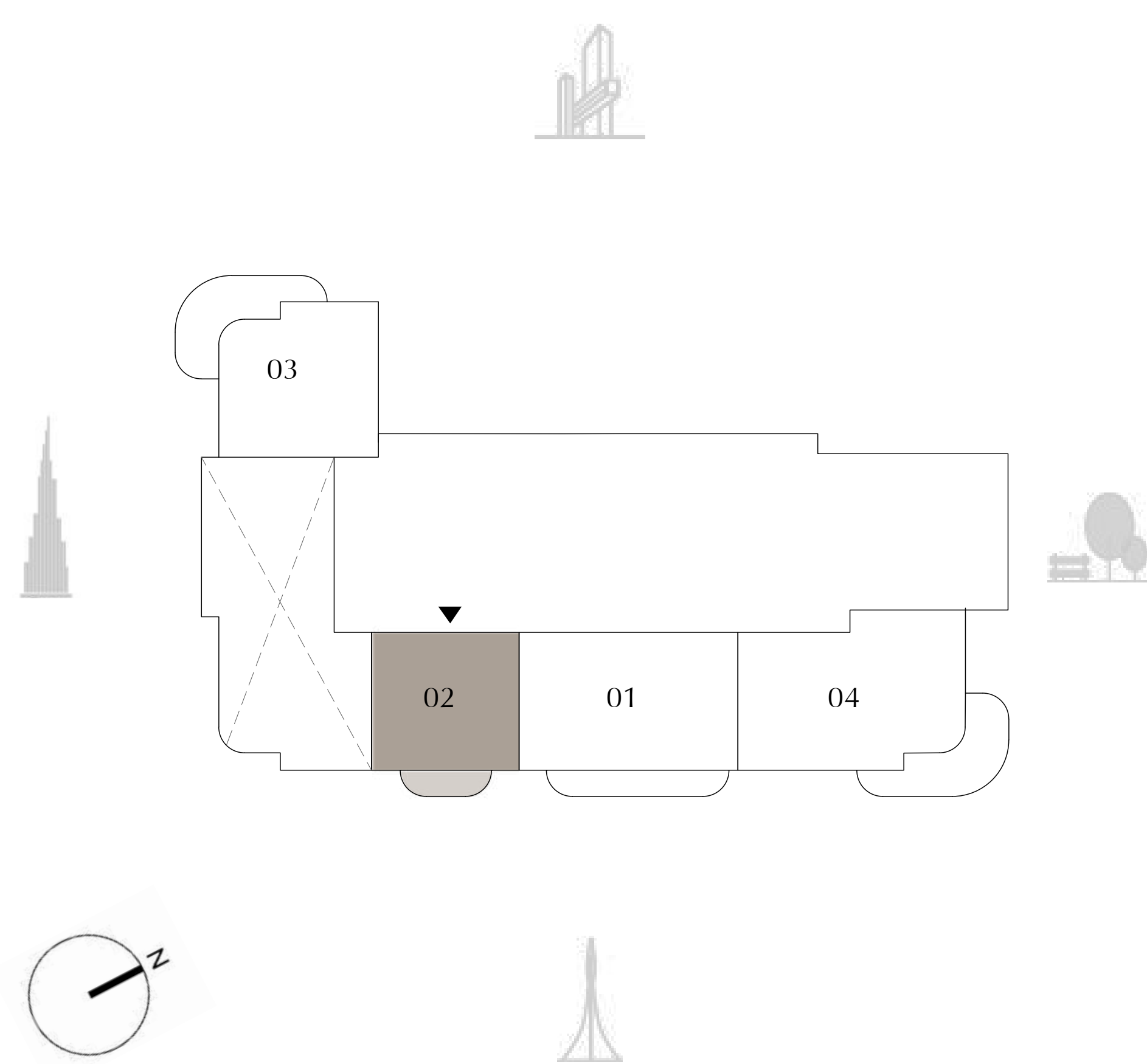
TOWER 1
1 BEDROOM

PODIUM LEVEL 1 UNIT 02

SUITE AREA	687.92 SQ.FT.	63.91 SQ.M.
BALCONY AREA	77.28 SQ.FT.	7.18 SQ.M.
TOTAL AREA	765.20 SQ.FT.	71.09 SQ.M.

KEY PLAN

KEY SECTION



FLOOR PLAN 1. All dimensions are in imperial and metric, and measured from finish to finish excluding construction tolerances. 2. All materials, dimensions, and drawings are approximate only. 3. Information is subject to change without notice, at developer's absolute discretion. 4. Actual area may vary from the stated area. 5. Drawings not to scale. 6. All images used are for illustrative purposes only and do not represent the actual size, features, specifications, fittings, and furnishings. 7. The developer reserves the right to make revisions / alterations, at it's absolute discretion, without any liability whatsoever.



ADDRESS
RESIDENCES
ZABEEL

DIFC Views


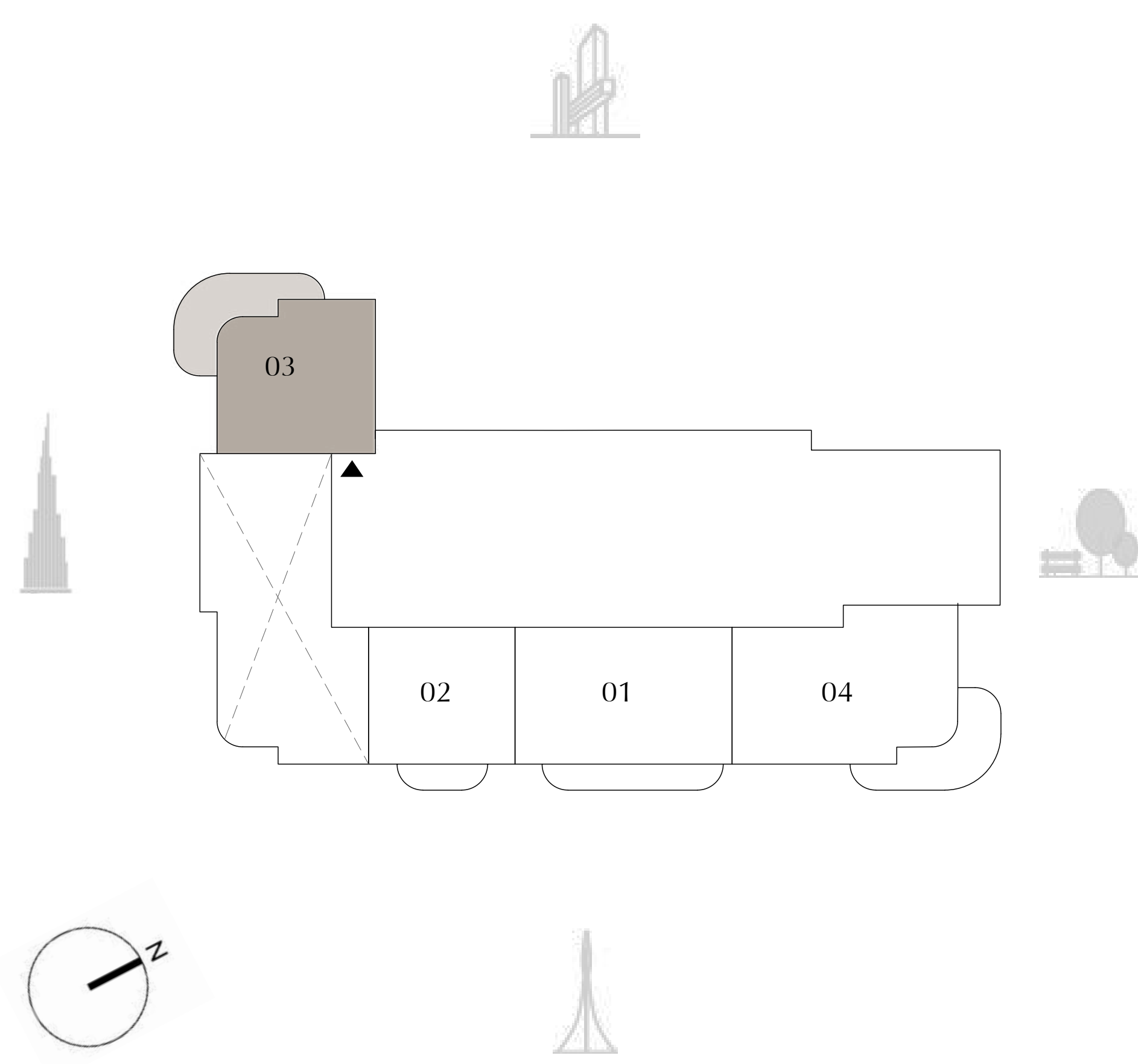
TOWER 1
1 BEDROOM

PODIUM LEVEL 1 UNIT 03

SUITE AREA	763.38 SQ.FT.	70.92 SQ.M.
BALCONY AREA	293.10 SQ.FT.	27.23 SQ.M.
TOTAL AREA	1,056.48 SQ.FT.	98.15 SQ.M.

KEY PLAN

KEY SECTION



FLOOR PLAN 1. All dimensions are in imperial and metric, and measured from finish to finish excluding construction tolerances. 2. All materials, dimensions, and drawings are approximate only. 3. Information is subject to change without notice, at developer's absolute discretion. 4. Actual area may vary from the stated area. 5. Drawings not to scale. 6. All images used are for illustrative purposes only and do not represent the actual size, features, specifications, fittings, and furnishings. 7. The developer reserves the right to make revisions / alterations, at it's absolute discretion, without any liability whatsoever.



ADDRESS
RESIDENCES
ZABEEL

DIFC Views


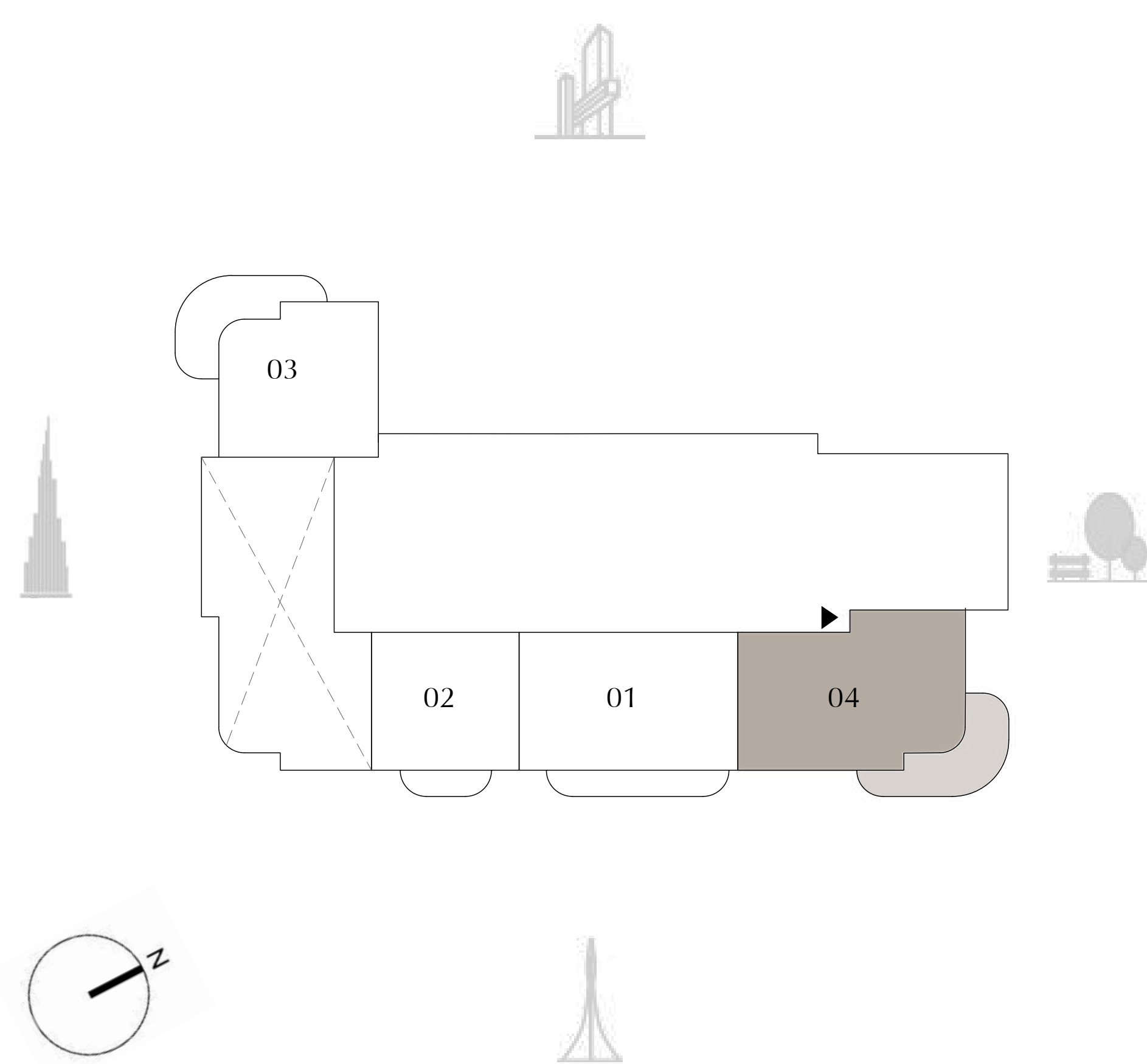
TOWER 1
2 BEDROOM

PODIUM LEVEL 1 UNIT 04

SUITE AREA	1,093.72 SQ.FT.	101.61 SQ.M.
BALCONY AREA	293.10 SQ.FT.	27.23 SQ.M.
TOTAL AREA	1,386.82 SQ.FT.	128.84 SQ.M.

KEY PLAN

KEY SECTION



FLOOR PLAN 1. All dimensions are in imperial and metric, and measured from finish to finish excluding construction tolerances. 2. All materials, dimensions, and drawings are approximate only. 3. Information is subject to change without notice, at developer's absolute discretion. 4. Actual area may vary from the stated area. 5. Drawings not to scale. 6. All images used are for illustrative purposes only and do not represent the actual size, features, specifications, fittings, and furnishings. 7. The developer reserves the right to make revisions / alterations, at it's absolute discretion, without any liability whatsoever.



ADDRESS
RESIDENCES
ZABEEL

DIFC Views

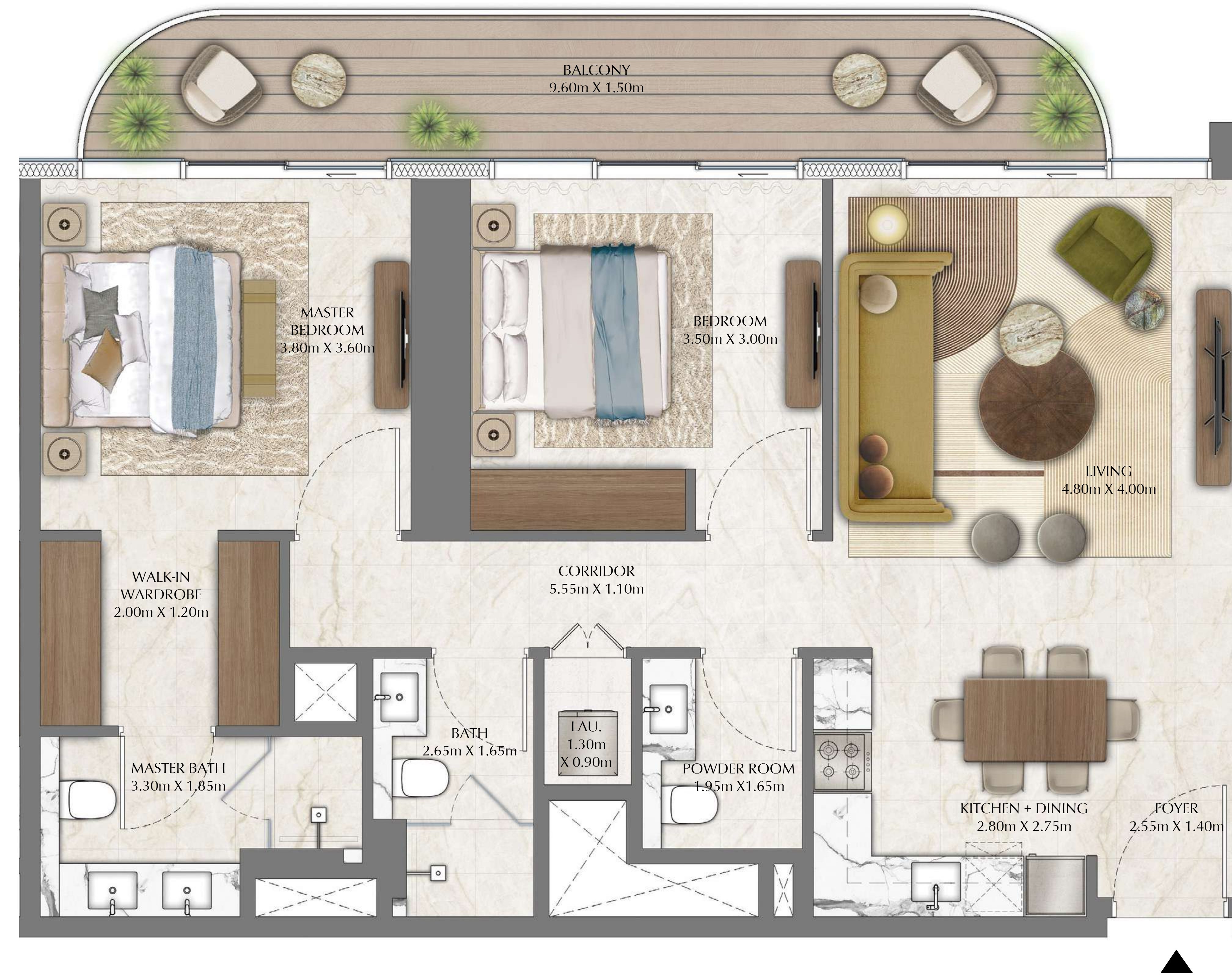

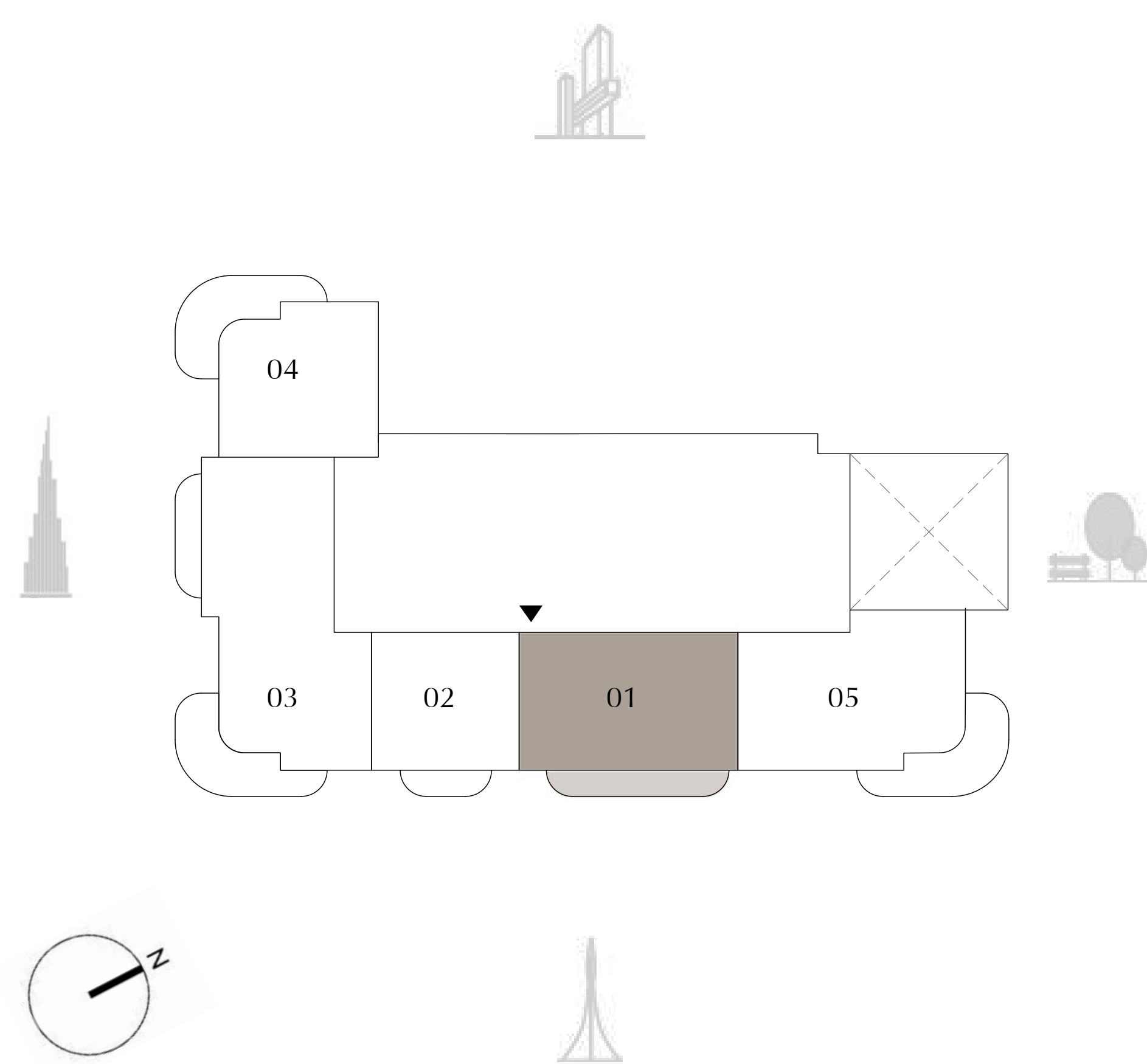
TOWER 1
2 BEDROOM

PODIUM LEVEL 2 UNIT 01

SUITE AREA	997.38 SQ.FT.	92.66 SQ.M.
BALCONY AREA	165.87 SQ.FT.	15.41 SQ.M.
TOTAL AREA	1,163.25 SQ.FT.	108.07 SQ.M.

KEY PLAN

KEY SECTION



FLOOR PLAN 1. All dimensions are in imperial and metric, and measured from finish to finish excluding construction tolerances. 2. All materials, dimensions, and drawings are approximate only. 3. Information is subject to change without notice, at developer's absolute discretion. 4. Actual area may vary from the stated area. 5. Drawings not to scale. 6. All images used are for illustrative purposes only and do not represent the actual size, features, specifications, fittings, and furnishings. 7. The developer reserves the right to make revisions / alterations, at it's absolute discretion, without any liability whatsoever.



ADDRESS
RESIDENCES
ZABEEL

DIFC Views

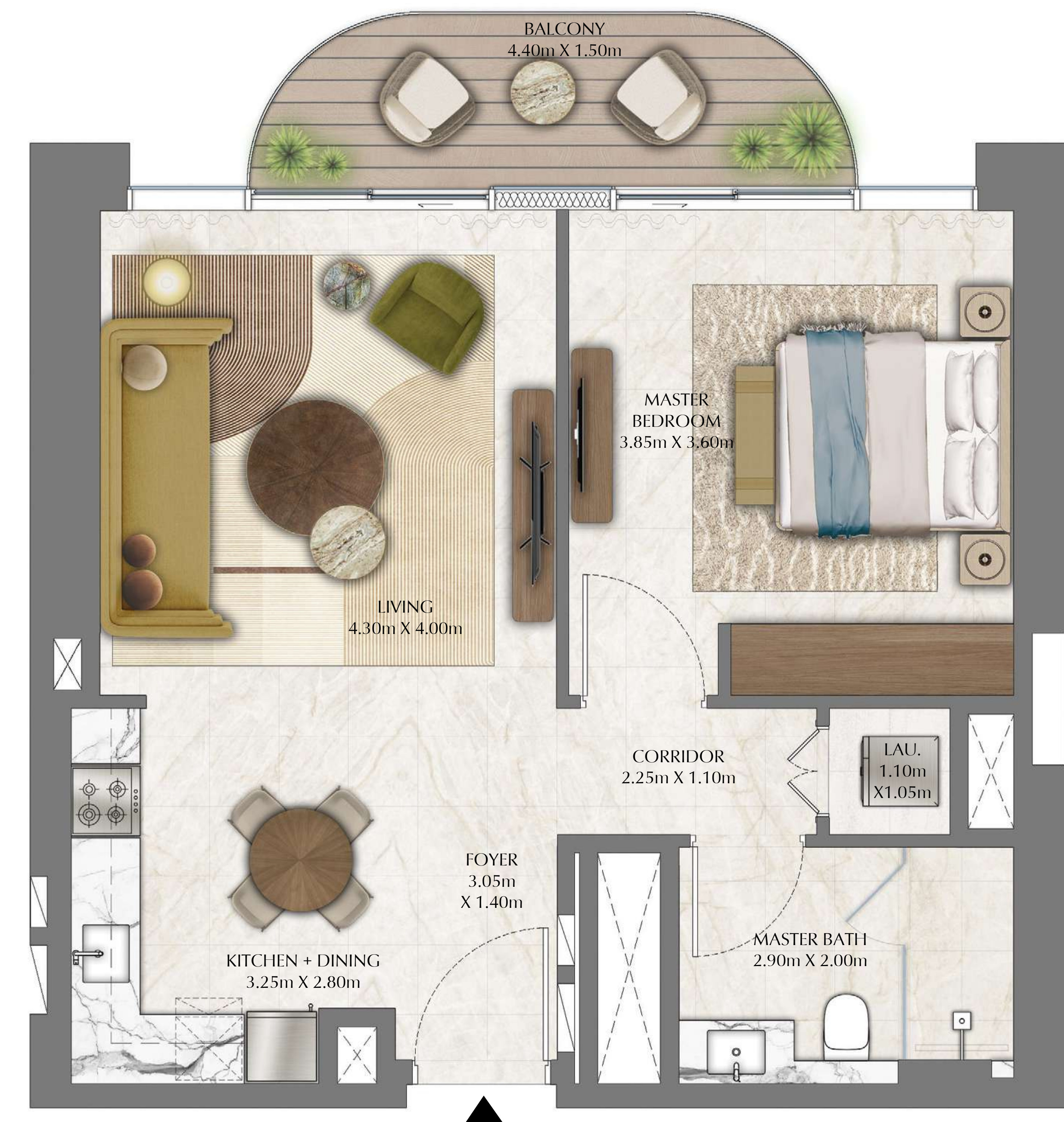

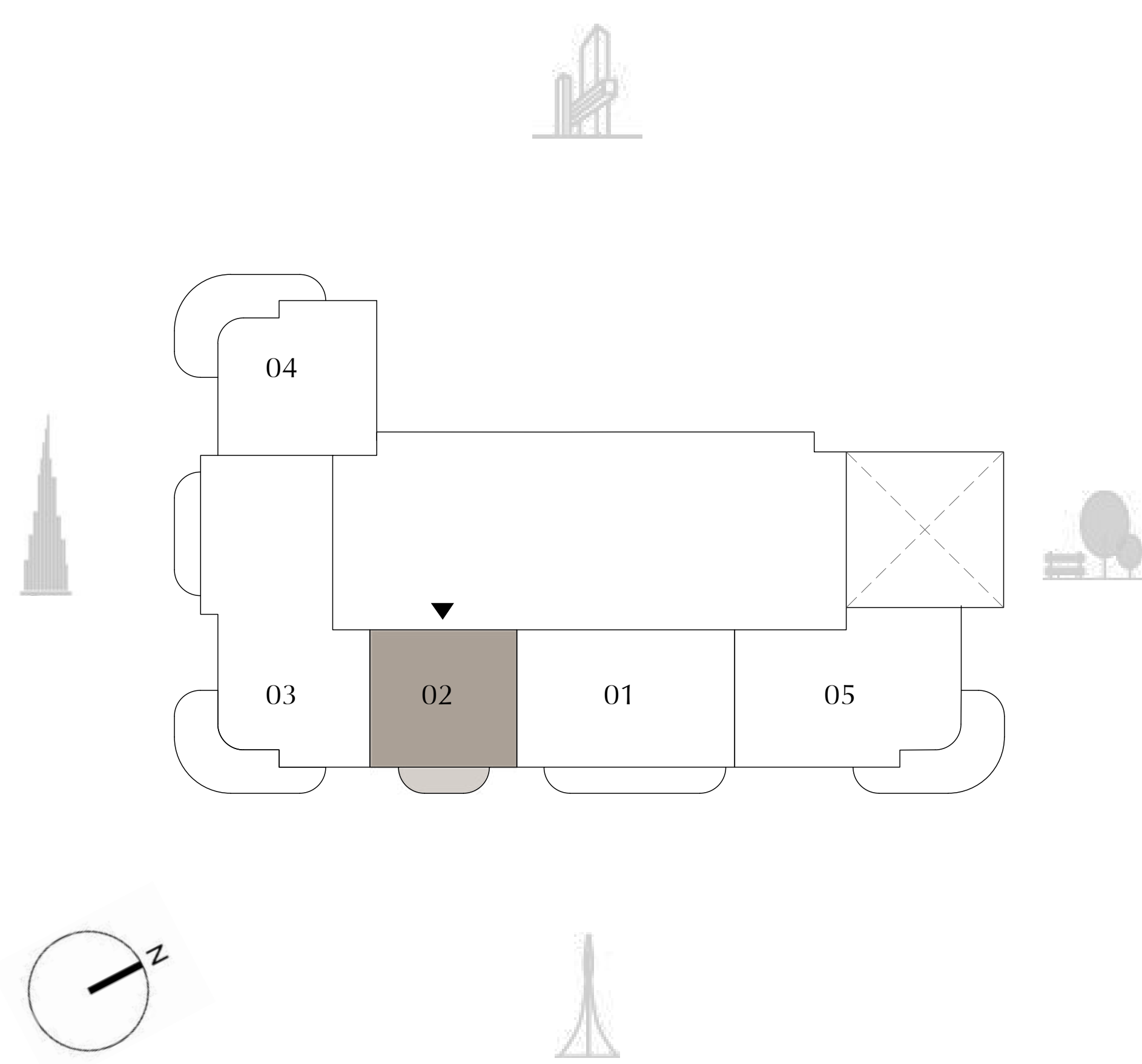
TOWER 1
1 BEDROOM

PODIUM LEVEL 2 UNIT 02

SUITE AREA	687.92 SQ.FT.	63.91 SQ.M.
BALCONY AREA	77.28 SQ.FT.	7.18 SQ.M.
TOTAL AREA	765.20 SQ.FT.	71.09 SQ.M.

KEY PLAN

KEY SECTION



FLOOR PLAN 1. All dimensions are in imperial and metric, and measured from finish to finish excluding construction tolerances. 2. All materials, dimensions, and drawings are approximate only. 3. Information is subject to change without notice, at developer's absolute discretion. 4. Actual area may vary from the stated area. 5. Drawings not to scale. 6. All images used are for illustrative purposes only and do not represent the actual size, features, specifications, fittings, and furnishings. 7. The developer reserves the right to make revisions / alterations, at it's absolute discretion, without any liability whatsoever.



ADDRESS
RESIDENCES
ZABEEL

DIFC Views


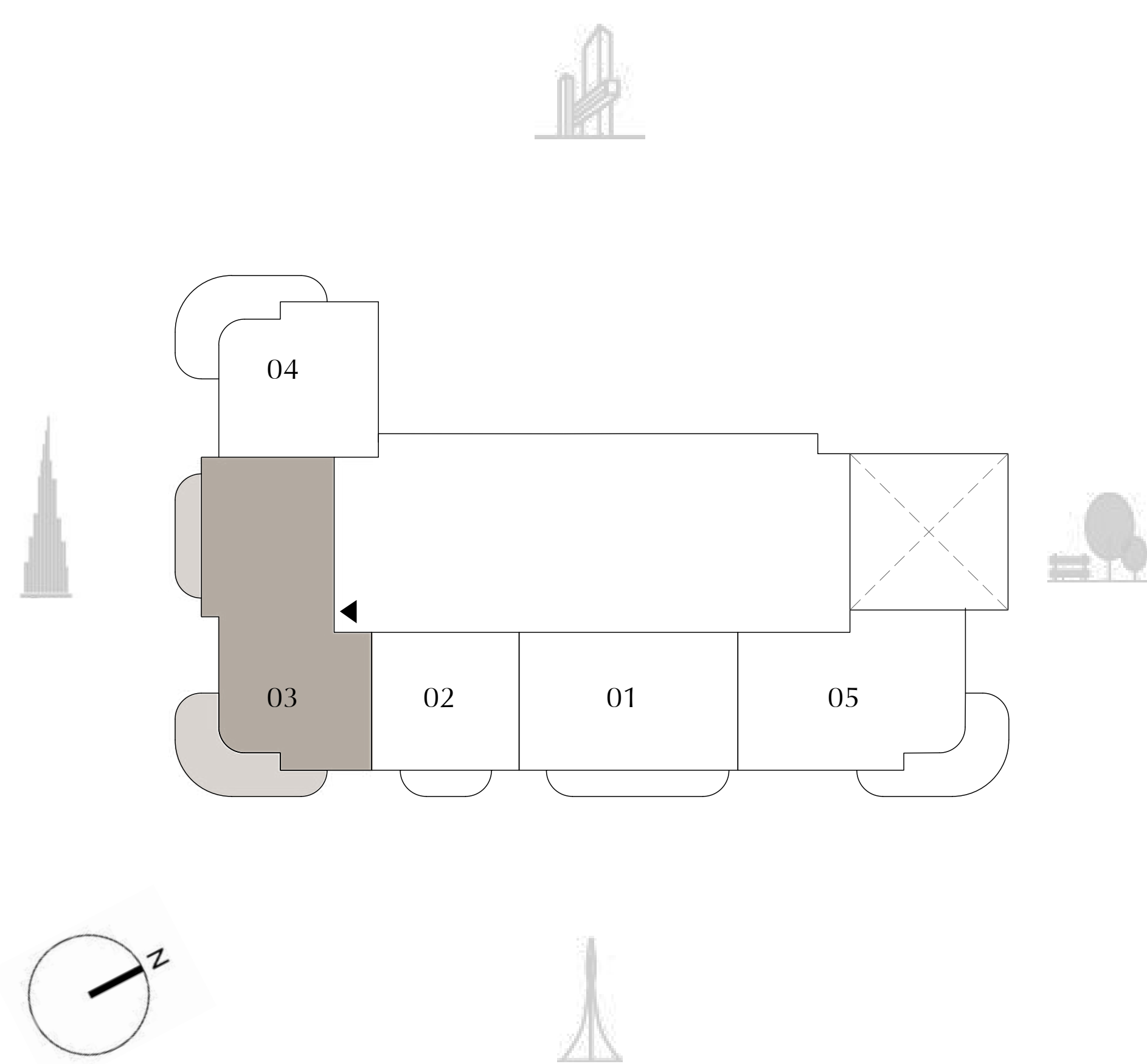
TOWER 1
3 BEDROOM

PODIUM LEVEL 2 UNIT 03

SUITE AREA	1,431.82 SQ.FT.	133.02 SQ.M.
BALCONY AREA	401.92 SQ.FT.	37.34 SQ.M.
TOTAL AREA	1,833.74 SQ.FT.	170.36 SQ.M.

KEY PLAN

KEY SECTION



FLOOR PLAN 1. All dimensions are in imperial and metric, and measured from finish to finish excluding construction tolerances. 2. All materials, dimensions, and drawings are approximate only. 3. Information is subject to change without notice, at developer's absolute discretion. 4. Actual area may vary from the stated area. 5. Drawings not to scale. 6. All images used are for illustrative purposes only and do not represent the actual size, features, specifications, fittings, and furnishings. 7. The developer reserves the right to make revisions / alterations, at it's absolute discretion, without any liability whatsoever.



ADDRESS
RESIDENCES
ZABEEL

DIFC Views


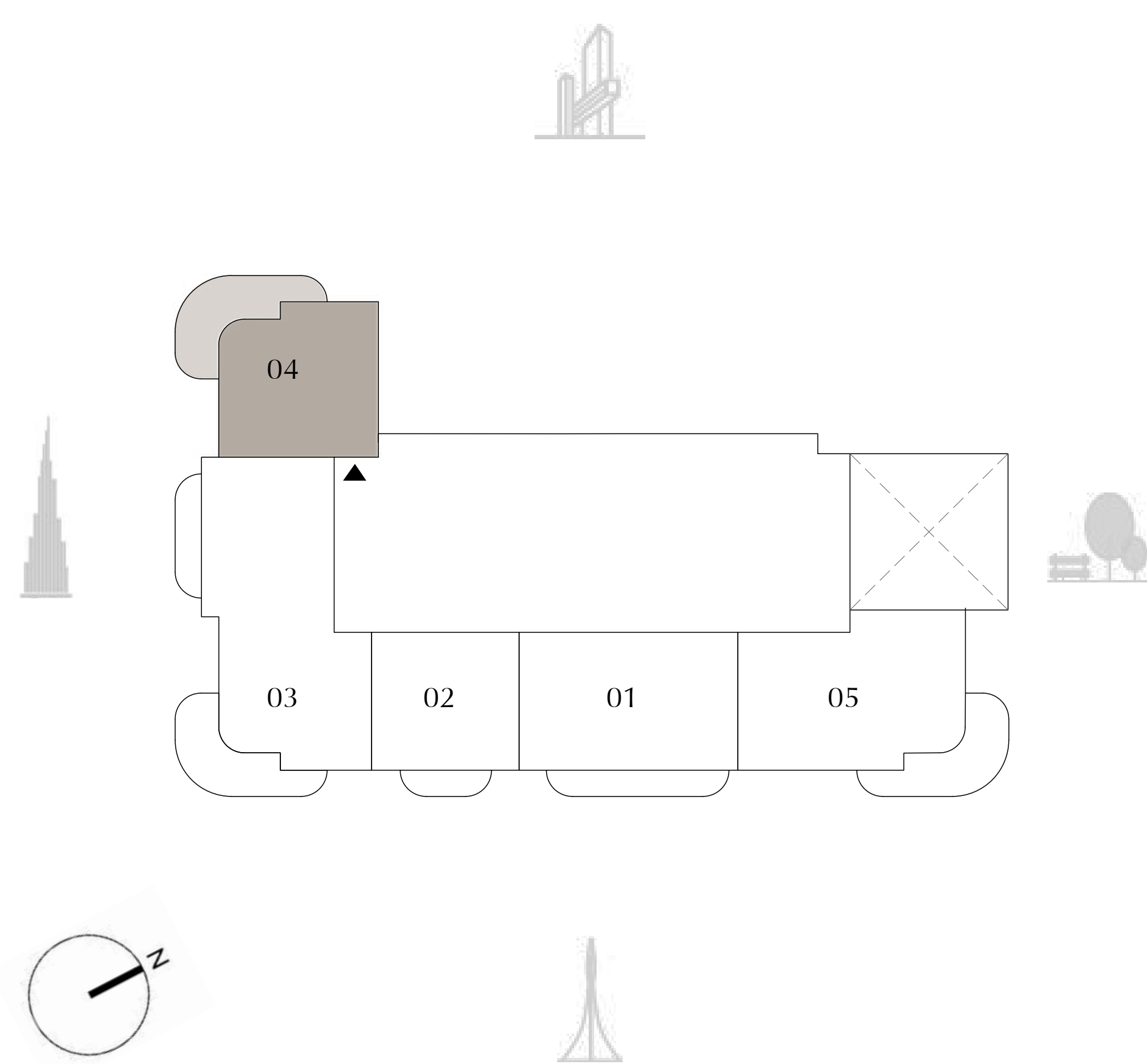
TOWER 1
1 BEDROOM

PODIUM LEVEL 2 UNIT 04

SUITE AREA	763.38 SQ.FT.	70.92 SQ.M.
BALCONY AREA	293.10 SQ.FT.	27.23 SQ.M.
TOTAL AREA	1,056.48 SQ.FT.	98.15 SQ.M.

KEY PLAN

KEY SECTION



FLOOR PLAN 1. All dimensions are in imperial and metric, and measured from finish to finish excluding construction tolerances. 2. All materials, dimensions, and drawings are approximate only. 3. Information is subject to change without notice, at developer's absolute discretion. 4. Actual area may vary from the stated area. 5. Drawings not to scale. 6. All images used are for illustrative purposes only and do not represent the actual size, features, specifications, fittings, and furnishings. 7. The developer reserves the right to make revisions / alterations, at it's absolute discretion, without any liability whatsoever.



ADDRESS
RESIDENCES
ZABEEL

DIFC Views


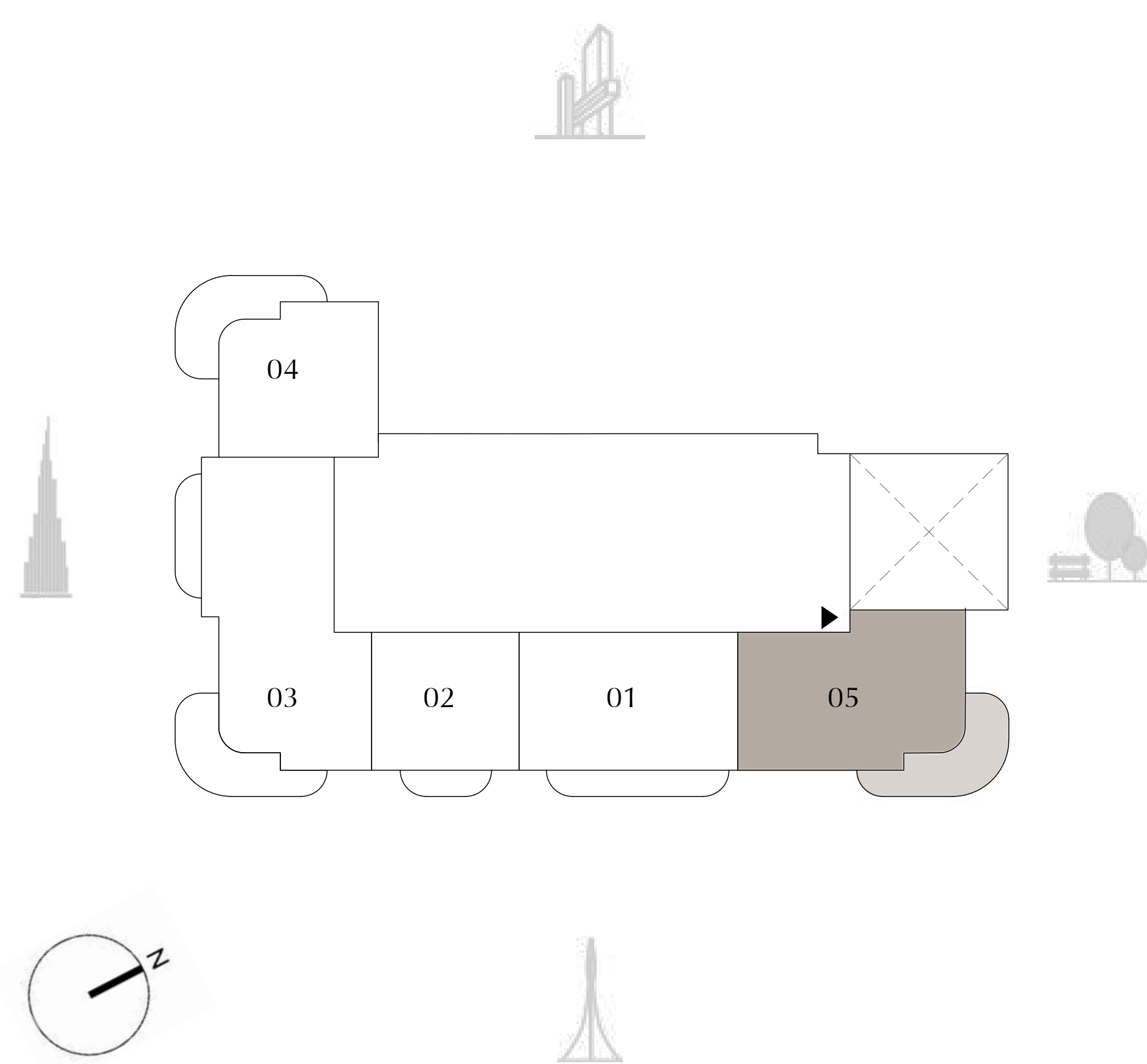
TOWER 1
2 BEDROOM

PODIUM LEVEL 2 UNIT 05

SUITE AREA	1,093.72 SQ.FT.	101.61 SQ.M.
BALCONY AREA	293.10 SQ.FT.	27.23 SQ.M.
TOTAL AREA	1,386.82 SQ.FT.	128.84 SQ.M.

KEY PLAN

KEY SECTION



FLOOR PLAN 1. All dimensions are in imperial and metric, and measured from finish to finish excluding construction tolerances. 2. All materials, dimensions, and drawings are approximate only. 3. Information is subject to change without notice, at developer's absolute discretion. 4. Actual area may vary from the stated area. 5. Drawings not to scale. 6. All images used are for illustrative purposes only and do not represent the actual size, features, specifications, fittings, and furnishings. 7. The developer reserves the right to make revisions / alterations, at it's absolute discretion, without any liability whatsoever.



ADDRESS
RESIDENCES
ZABEEL

DIFC Views

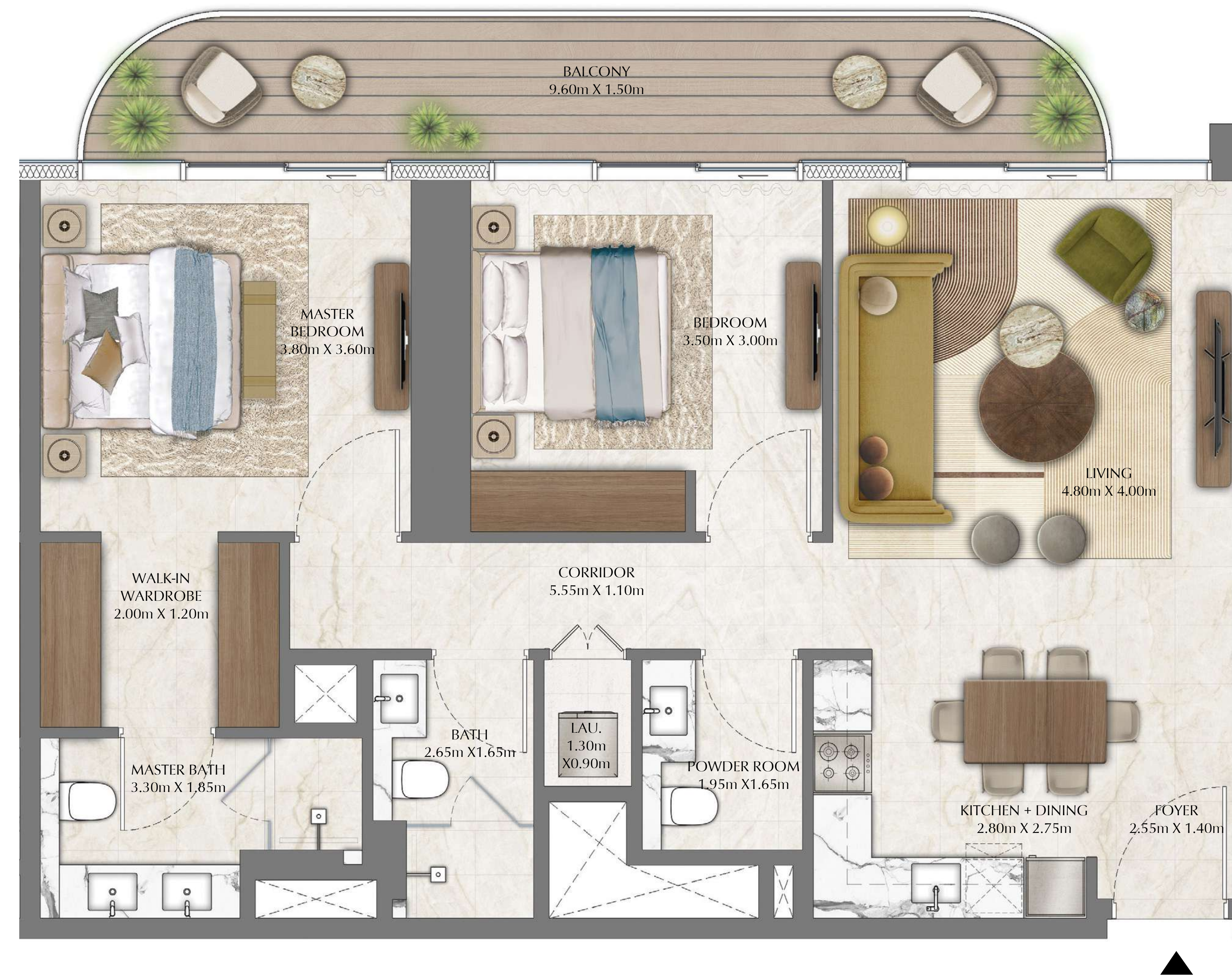

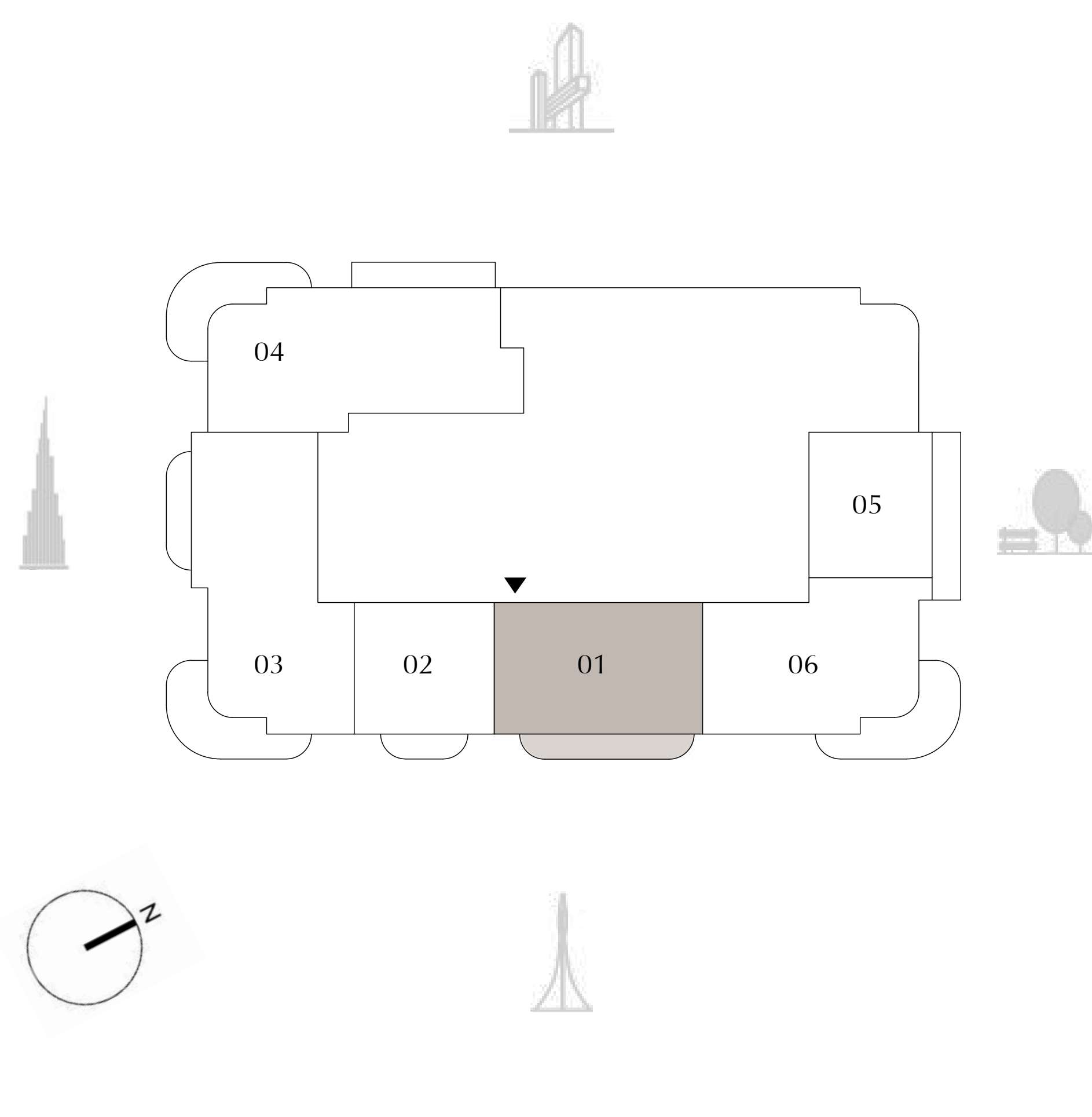
TOWER 1
2 BEDROOM

PODIUM LEVEL 3 UNIT 01

SUITE AREA	1,002.01 SQ.FT.	93.09 SQ.M.
BALCONY AREA	165.87 SQ.FT.	15.41 SQ.M.
TOTAL AREA	1,167.88 SQ.FT.	108.50 SQ.M.

KEY PLAN

KEY SECTION



FLOOR PLAN 1. All dimensions are in imperial and metric, and measured from finish to finish excluding construction tolerances. 2. All materials, dimensions, and drawings are approximate only. 3. Information is subject to change without notice, at developer's absolute discretion. 4. Actual area may vary from the stated area. 5. Drawings not to scale. 6. All images used are for illustrative purposes only and do not represent the actual size, features, specifications, fittings, and furnishings. 7. The developer reserves the right to make revisions / alterations, at it's absolute discretion, without any liability whatsoever.



ADDRESS
RESIDENCES
ZABEEL

DIFC Views

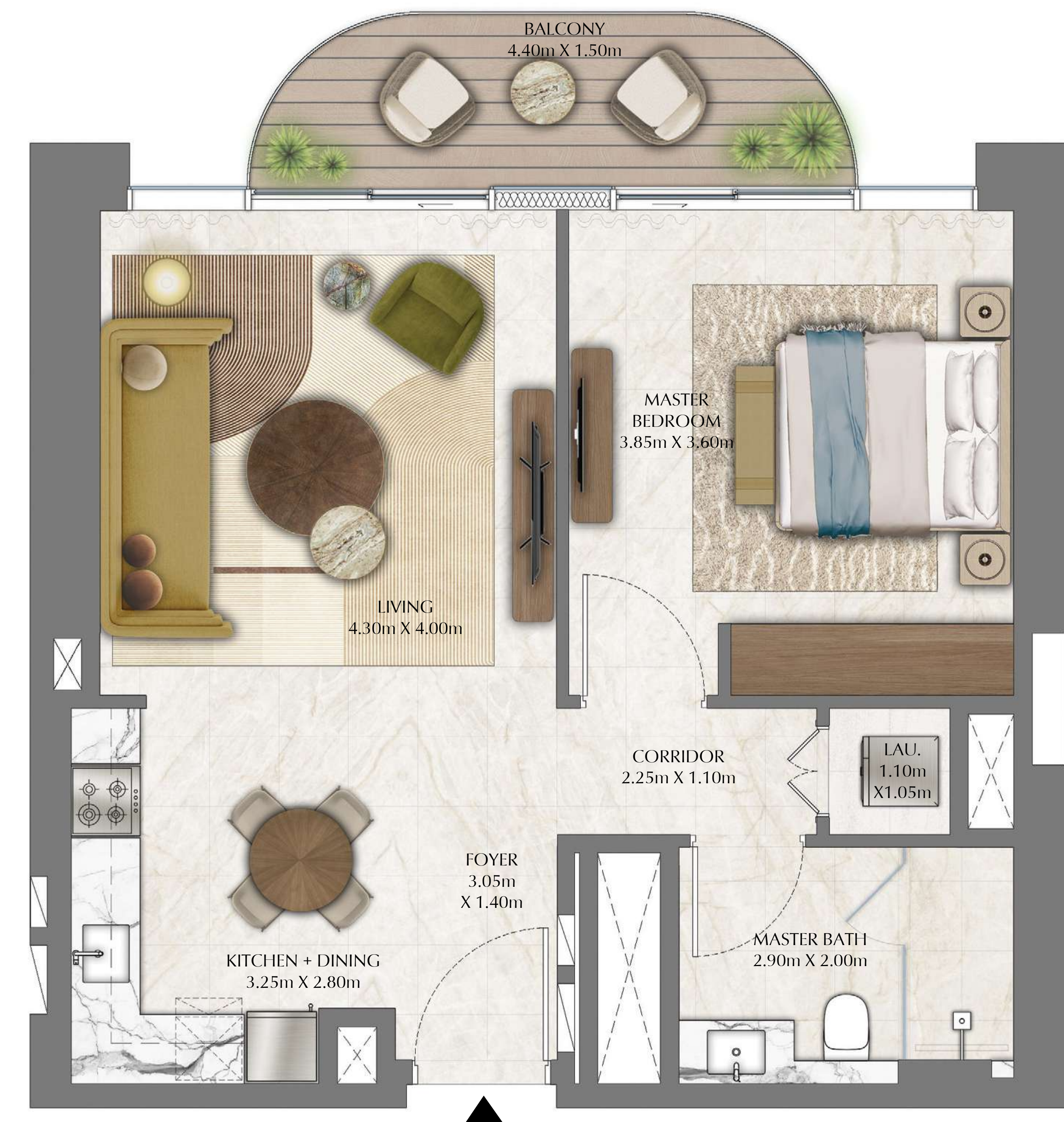

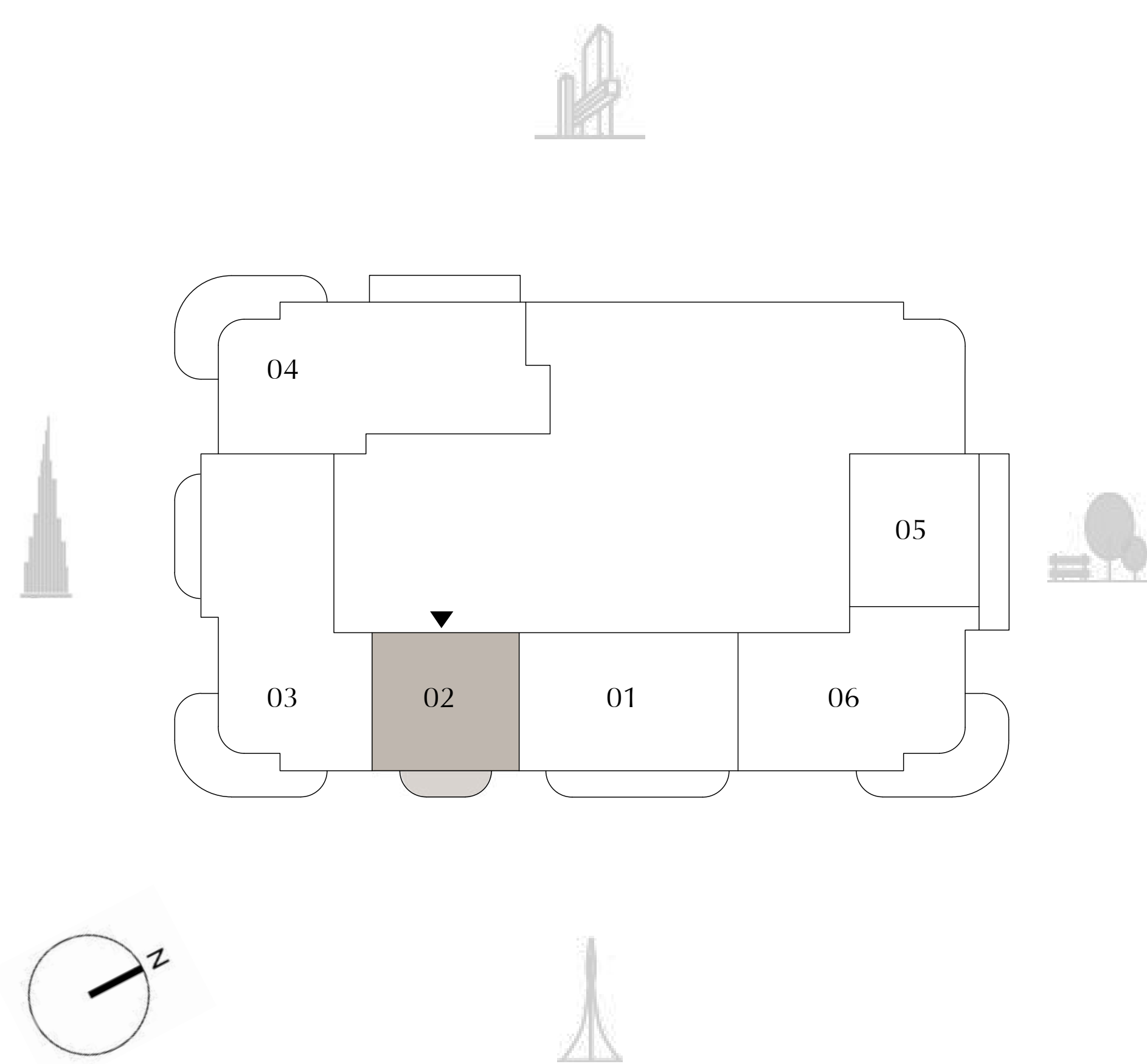
TOWER 1
1 BEDROOM

PODIUM LEVEL 3 UNIT 02

SUITE AREA	683.72 SQ.FT.	63.52 SQ.M.
BALCONY AREA	77.28 SQ.FT.	7.18 SQ.M.
TOTAL AREA	761.00 SQ.FT.	70.70 SQ.M.

KEY PLAN

KEY SECTION



FLOOR PLAN 1. All dimensions are in imperial and metric, and measured from finish to finish excluding construction tolerances. 2. All materials, dimensions, and drawings are approximate only. 3. Information is subject to change without notice, at developer's absolute discretion. 4. Actual area may vary from the stated area. 5. Drawings not to scale. 6. All images used are for illustrative purposes only and do not represent the actual size, features, specifications, fittings, and furnishings. 7. The developer reserves the right to make revisions / alterations, at it's absolute discretion, without any liability whatsoever.



ADDRESS
RESIDENCES
ZABEEL

DIFC Views


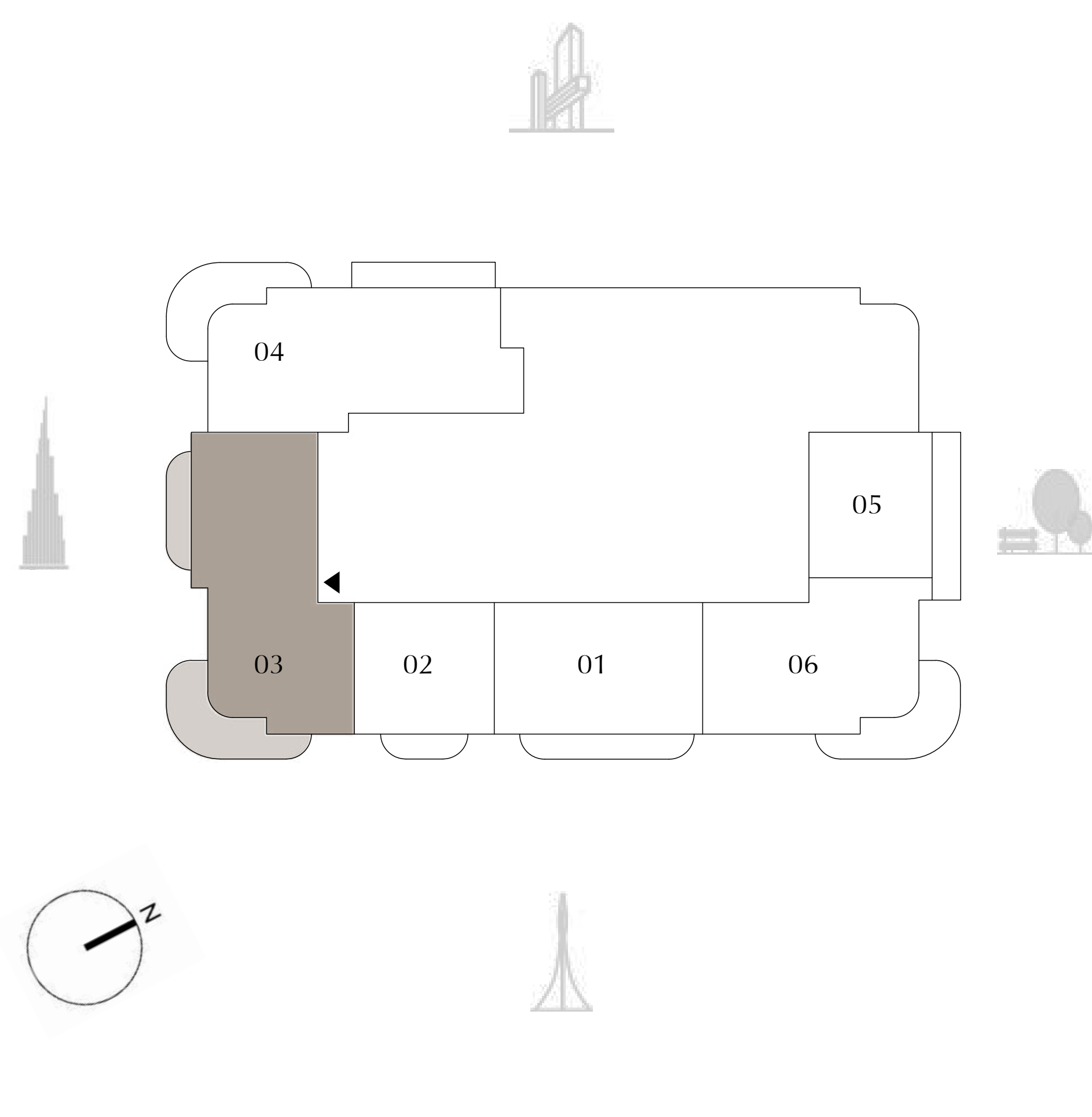
TOWER 1
3 BEDROOM

PODIUM LEVEL 3 UNIT 03

SUITE AREA	1,431.17 SQ.FT.	132.96 SQ.M.
BALCONY AREA	402.35 SQ.FT.	37.38 SQ.M.
TOTAL AREA	1,833.52 SQ.FT.	170.34 SQ.M.

KEY PLAN

KEY SECTION



FLOOR PLAN 1. All dimensions are in imperial and metric, and measured from finish to finish excluding construction tolerances. 2. All materials, dimensions, and drawings are approximate only. 3. Information is subject to change without notice, at developer's absolute discretion. 4. Actual area may vary from the stated area. 5. Drawings not to scale. 6. All images used are for illustrative purposes only and do not represent the actual size, features, specifications, fittings, and furnishings. 7. The developer reserves the right to make revisions / alterations, at it's absolute discretion, without any liability whatsoever.



ADDRESS
RESIDENCES
ZABEEL

DIFC Views


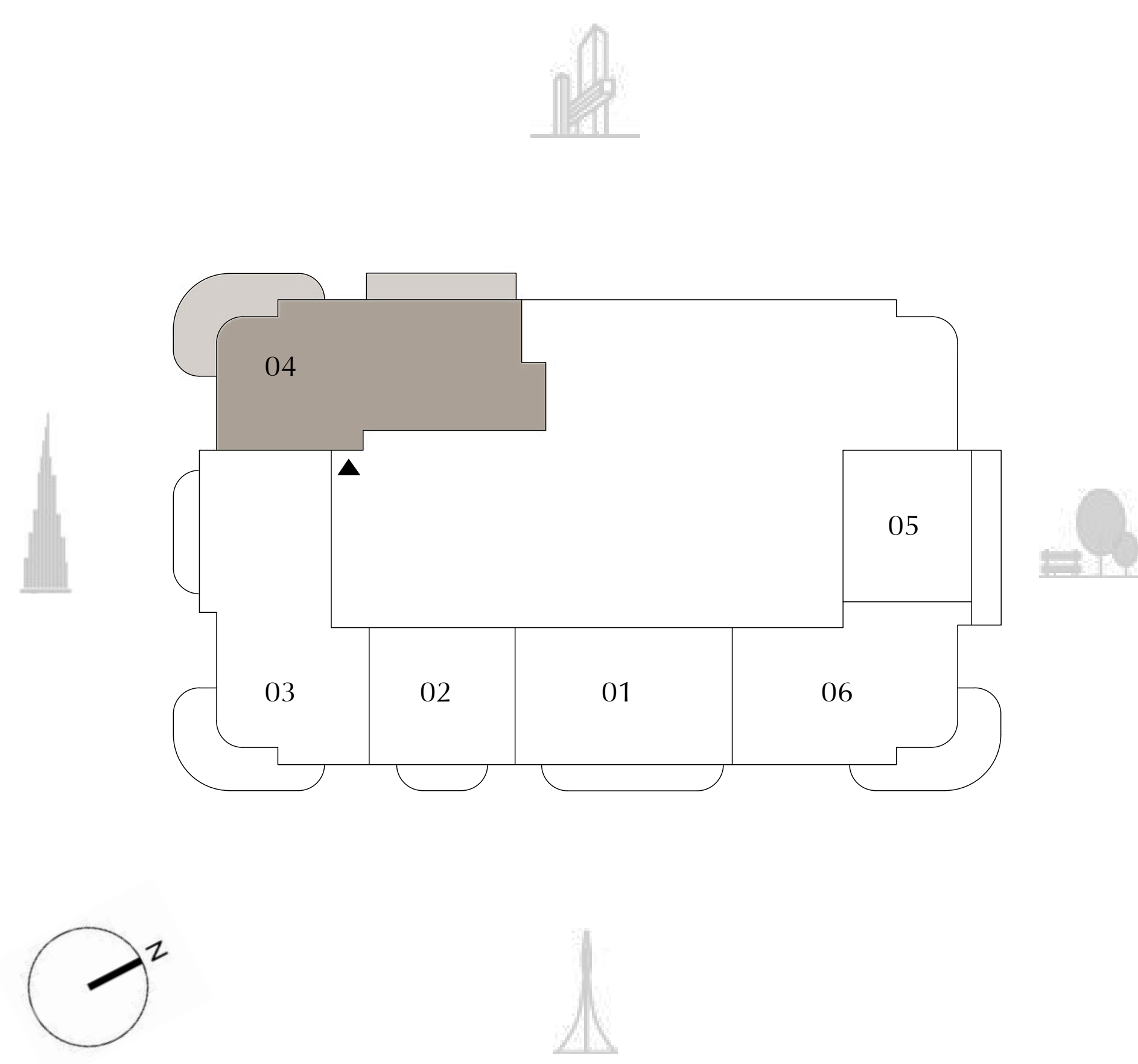
TOWER 1
3 BEDROOM

PODIUM LEVEL 3 UNIT 04

SUITE AREA	1,514.48 SQ.FT.	140.70 SQ.M.
BALCONY AREA	439.17 SQ.FT.	40.80 SQ.M.
TOTAL AREA	1,953.65 SQ.FT.	181.50 SQ.M.

KEY PLAN

KEY SECTION



FLOOR PLAN 1. All dimensions are in imperial and metric, and measured from finish to finish excluding construction tolerances. 2. All materials, dimensions, and drawings are approximate only. 3. Information is subject to change without notice, at developer's absolute discretion. 4. Actual area may vary from the stated area. 5. Drawings not to scale. 6. All images used are for illustrative purposes only and do not represent the actual size, features, specifications, fittings, and furnishings. 7. The developer reserves the right to make revisions / alterations, at it's absolute discretion, without any liability whatsoever.



ADDRESS
RESIDENCES
ZABEEL

DIFC Views


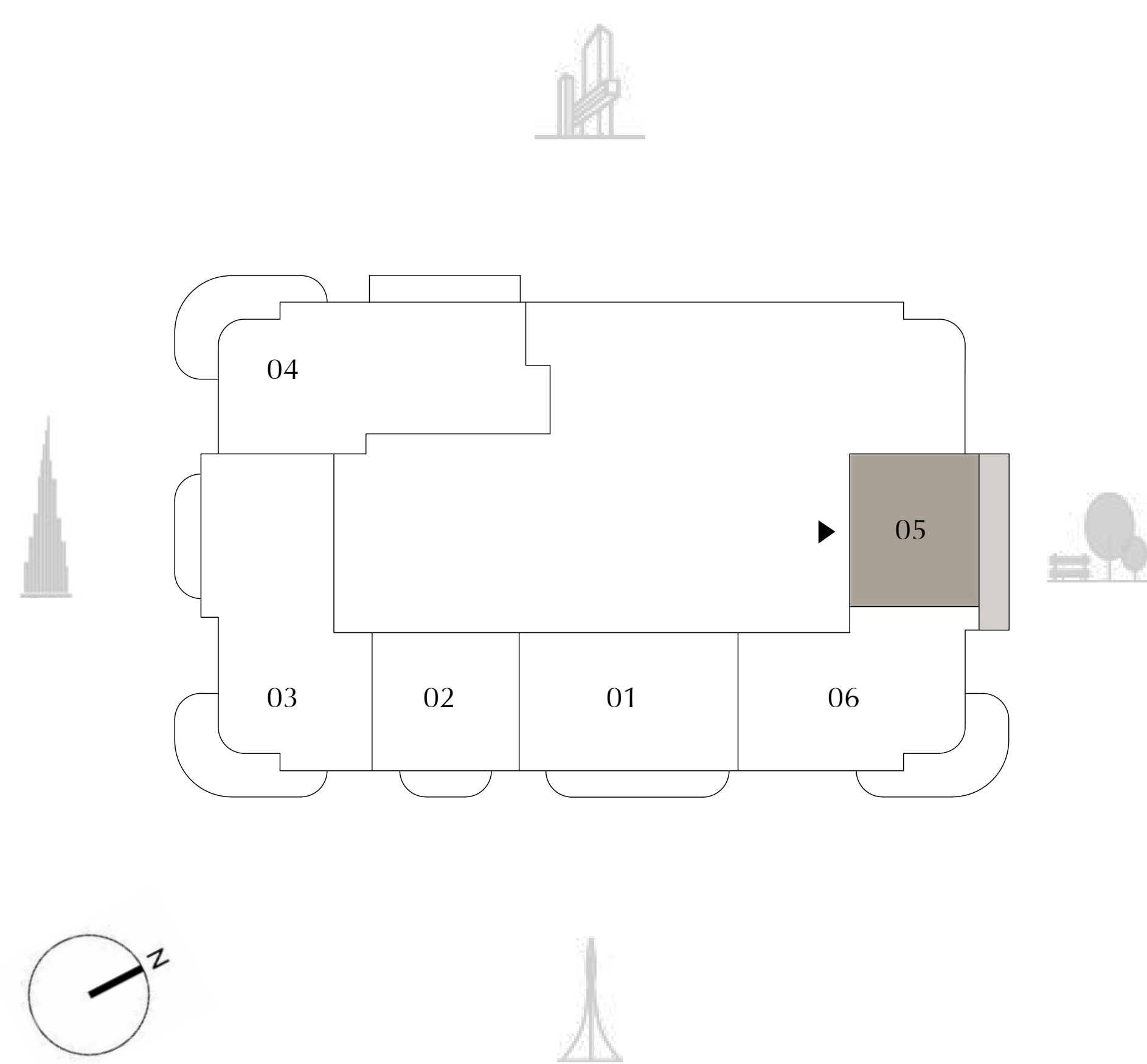
TOWER 1
1 BEDROOM

PODIUM LEVEL 3 UNIT 05

SUITE AREA	678.45 SQ.FT.	63.03 SQ.M.
BALCONY AREA	168.46 SQ.FT.	15.65 SQ.M.
TOTAL AREA	846.91 SQ.FT.	78.68 SQ.M.

KEY PLAN

KEY SECTION



FLOOR PLAN 1. All dimensions are in imperial and metric, and measured from finish to finish excluding construction tolerances. 2. All materials, dimensions, and drawings are approximate only. 3. Information is subject to change without notice, at developer's absolute discretion. 4. Actual area may vary from the stated area. 5. Drawings not to scale. 6. All images used are for illustrative purposes only and do not represent the actual size, features, specifications, fittings, and furnishings. 7. The developer reserves the right to make revisions / alterations, at it's absolute discretion, without any liability whatsoever.



ADDRESS
RESIDENCES
ZABEEL

DIFC Views


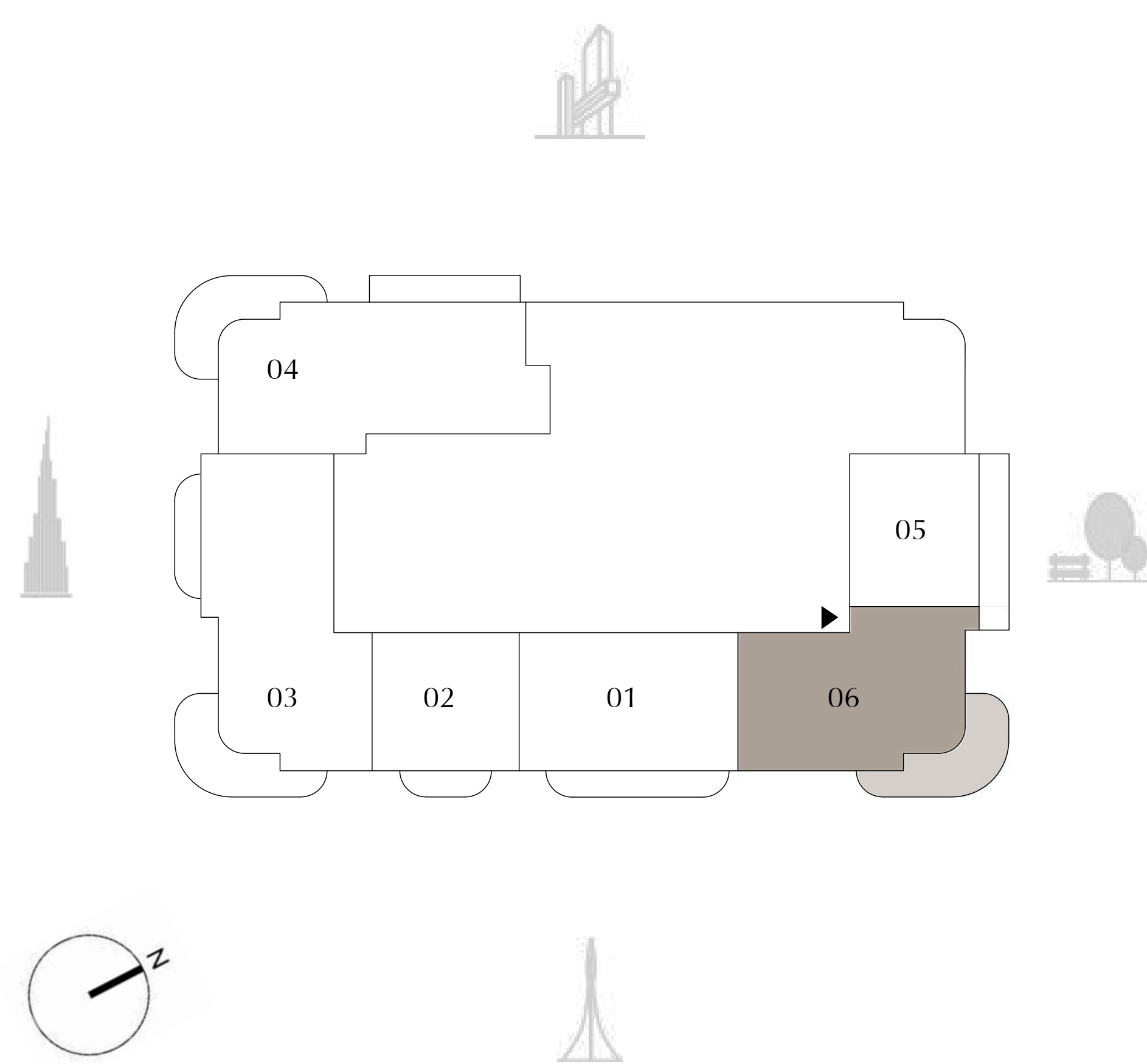
TOWER 1
2 BEDROOM

PODIUM LEVEL 3 UNIT 06

SUITE AREA	1,092.97 SQ.FT.	101.54 SQ.M.
BALCONY AREA	293.64 SQ.FT.	27.28 SQ.M.
TOTAL AREA	1,386.61 SQ.FT.	128.82 SQ.M.

KEY PLAN

KEY SECTION



FLOOR PLAN 1. All dimensions are in imperial and metric, and measured from finish to finish excluding construction tolerances. 2. All materials, dimensions, and drawings are approximate only. 3. Information is subject to change without notice, at developer's absolute discretion. 4. Actual area may vary from the stated area. 5. Drawings not to scale. 6. All images used are for illustrative purposes only and do not represent the actual size, features, specifications, fittings, and furnishings. 7. The developer reserves the right to make revisions / alterations, at it's absolute discretion, without any liability whatsoever.



ADDRESS
RESIDENCES
ZABEEL

DIFC Views

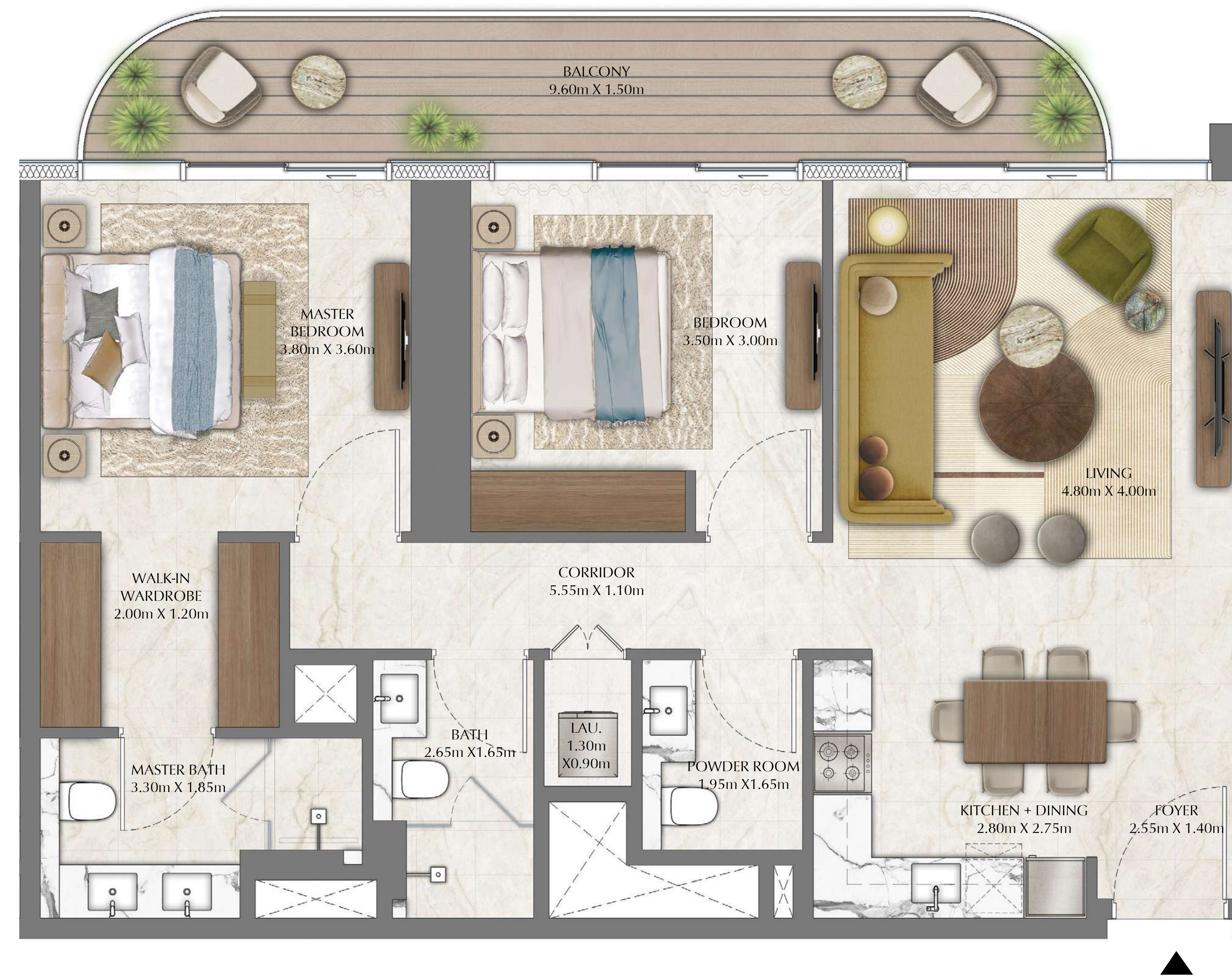
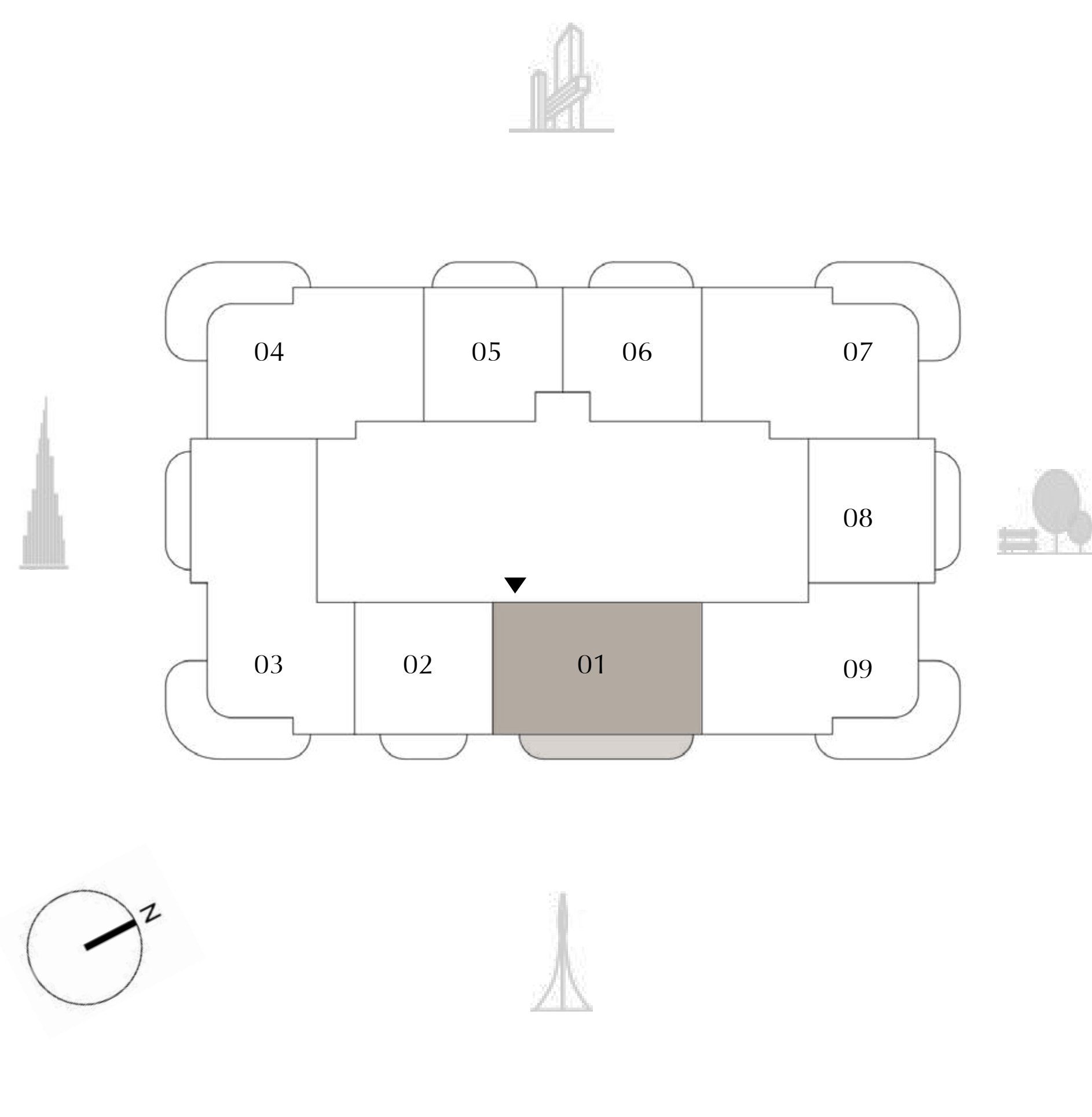
TOWER 1
2 BEDROOM

LEVELS 04 - 28 UNIT 01

SUITE AREA	1,006.21 SQ.FT.	93.48 SQ.M.
BALCONY AREA	164.58 SQ.FT.	15.29 SQ.M.
TOTAL AREA	1,170.79 SQ.FT.	108.77 SQ.M.

KEY PLAN

KEY SECTION



FLOOR PLAN 1. All dimensions are in imperial and metric, and measured from finish to finish excluding construction tolerances. 2. All materials, dimensions, and drawings are approximate only. 3. Information is subject to change without notice, at developer's absolute discretion. 4. Actual area may vary from the stated area. 5. Drawings not to scale. 6. All images used are for illustrative purposes only and do not represent the actual size, features, specifications, fittings, and furnishings. 7. The developer reserves the right to make revisions / alterations, at it's absolute discretion, without any liability whatsoever.



ADDRESS
RESIDENCES
ZABEEL

DIFC Views

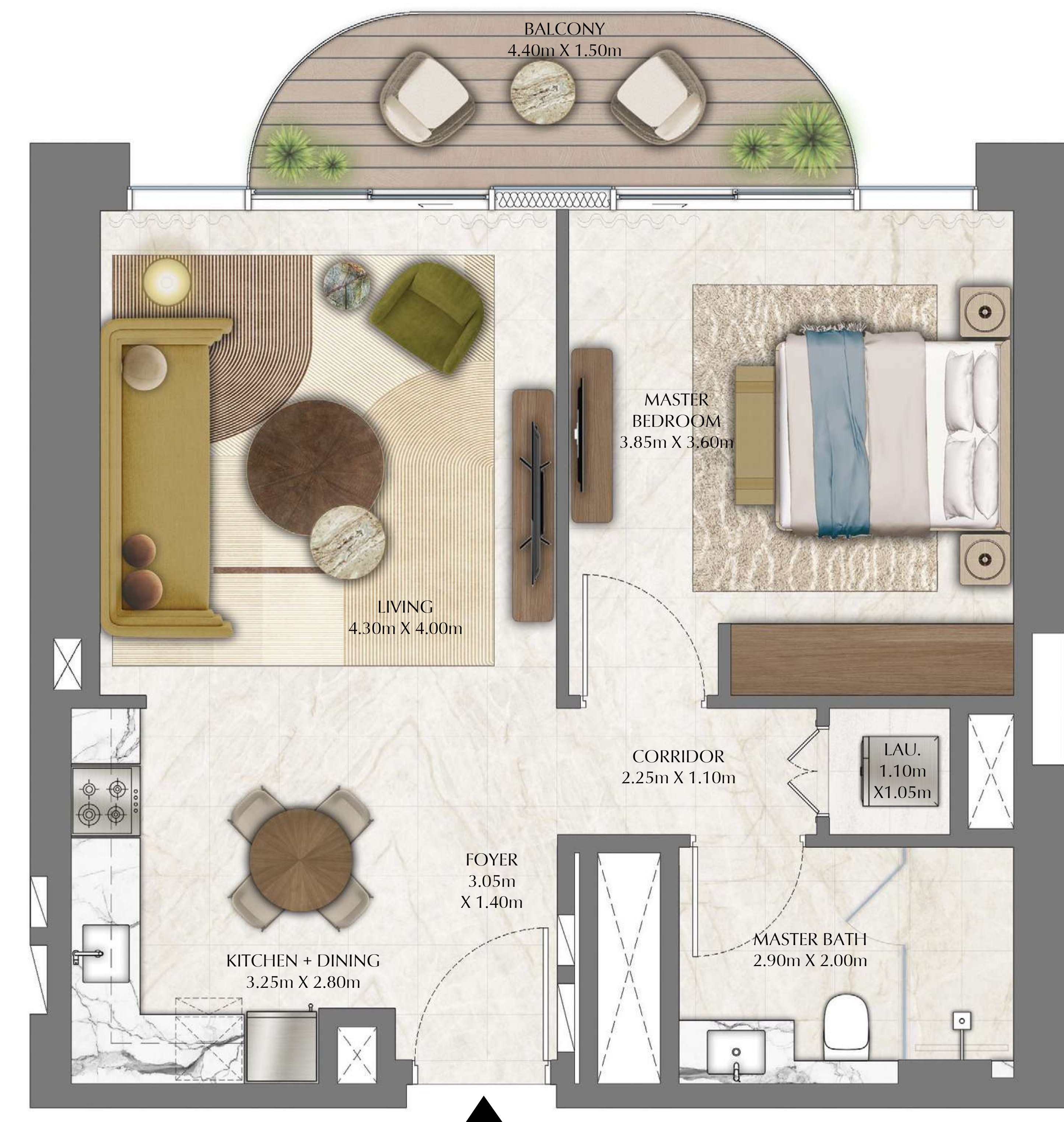

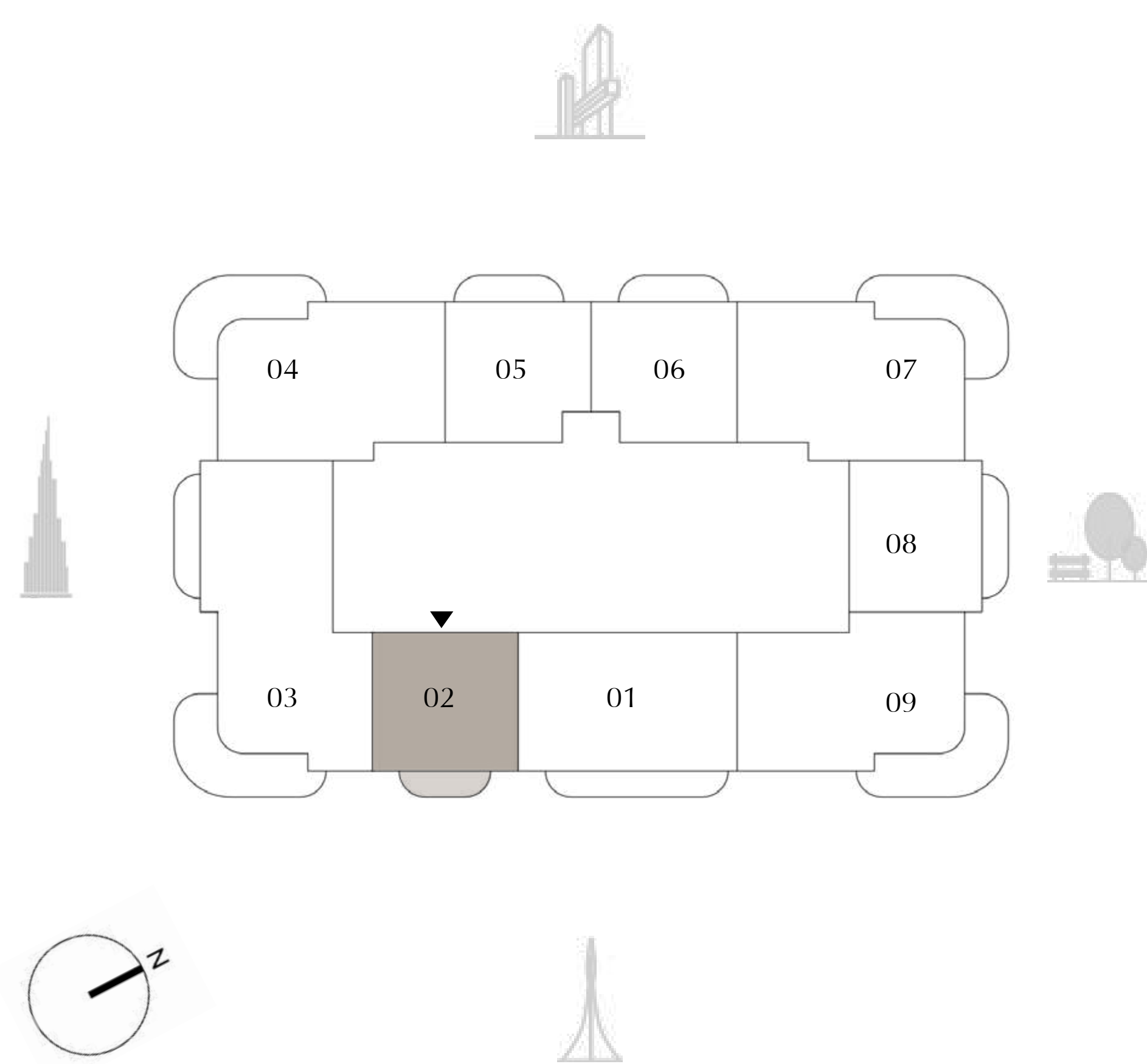
TOWER 1
1 BEDROOM

LEVELS 04 - 28 UNIT 02

SUITE AREA	684.80 SQ.FT.	63.62 SQ.M.
BALCONY AREA	77.72 SQ.FT.	7.22 SQ.M.
TOTAL AREA	762.52 SQ.FT.	70.84 SQ.M.

KEY PLAN

KEY SECTION



FLOOR PLAN 1. All dimensions are in imperial and metric, and measured from finish to finish excluding construction tolerances. 2. All materials, dimensions, and drawings are approximate only. 3. Information is subject to change without notice, at developer's absolute discretion. 4. Actual area may vary from the stated area. 5. Drawings not to scale. 6. All images used are for illustrative purposes only and do not represent the actual size, features, specifications, fittings, and furnishings. 7. The developer reserves the right to make revisions / alterations, at it's absolute discretion, without any liability whatsoever.



ADDRESS
RESIDENCES
ZABEEL

DIFC Views


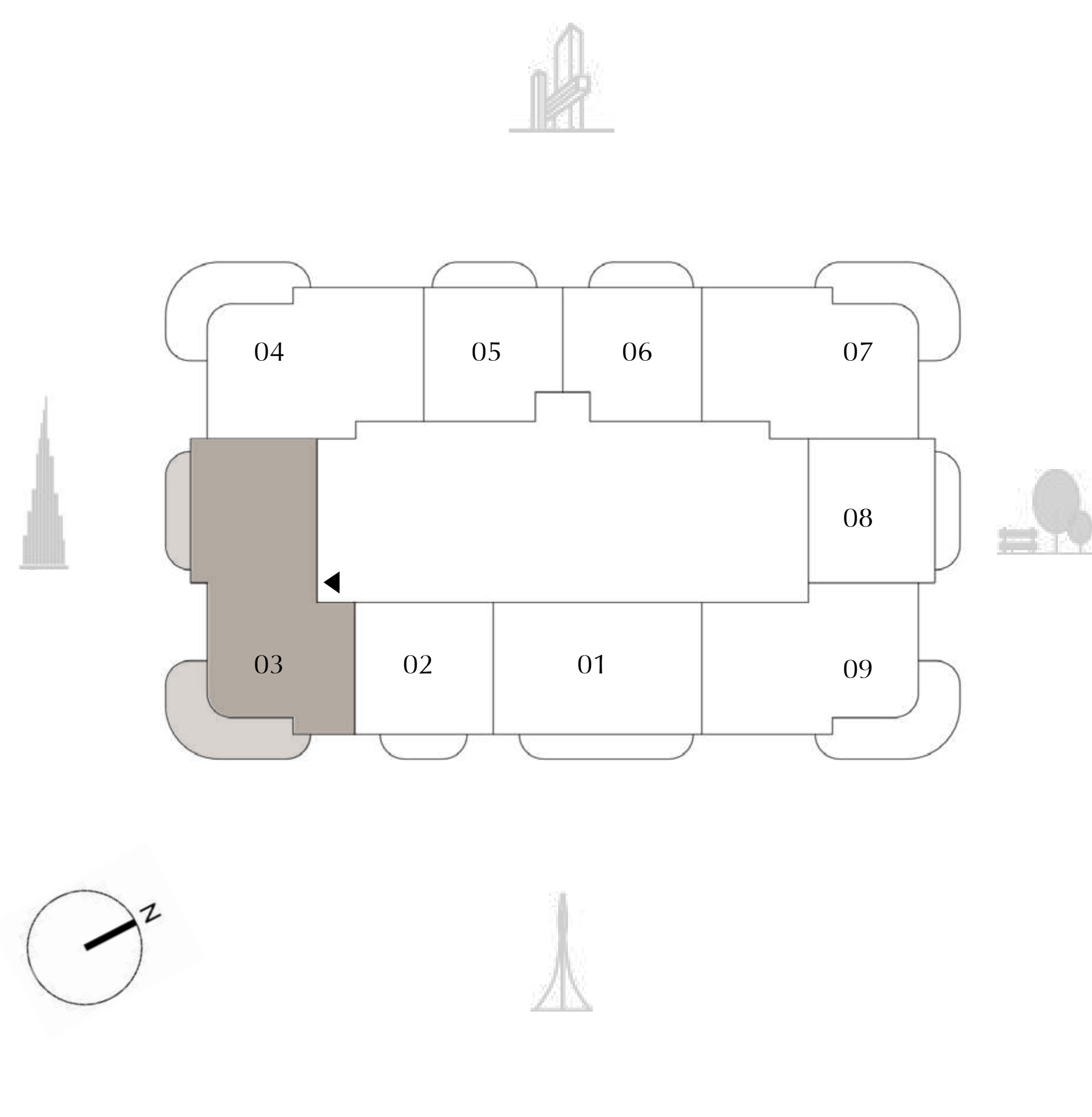
TOWER 1
3 BEDROOM

LEVELS 04 - 28 UNIT 03

SUITE AREA	1,424.50 SQ.FT.	132.34 SQ.M.
BALCONY AREA	401.82 SQ.FT.	37.33 SQ.M.
TOTAL AREA	1,826.32 SQ.FT.	169.67 SQ.M.

KEY PLAN

KEY SECTION



FLOOR PLAN 1. All dimensions are in imperial and metric, and measured from finish to finish excluding construction tolerances. 2. All materials, dimensions, and drawings are approximate only. 3. Information is subject to change without notice, at developer's absolute discretion. 4. Actual area may vary from the stated area. 5. Drawings not to scale. 6. All images used are for illustrative purposes only and do not represent the actual size, features, specifications, fittings, and furnishings. 7. The developer reserves the right to make revisions / alterations, at it's absolute discretion, without any liability whatsoever.



ADDRESS
RESIDENCES
ZABEEL

DIFC Views


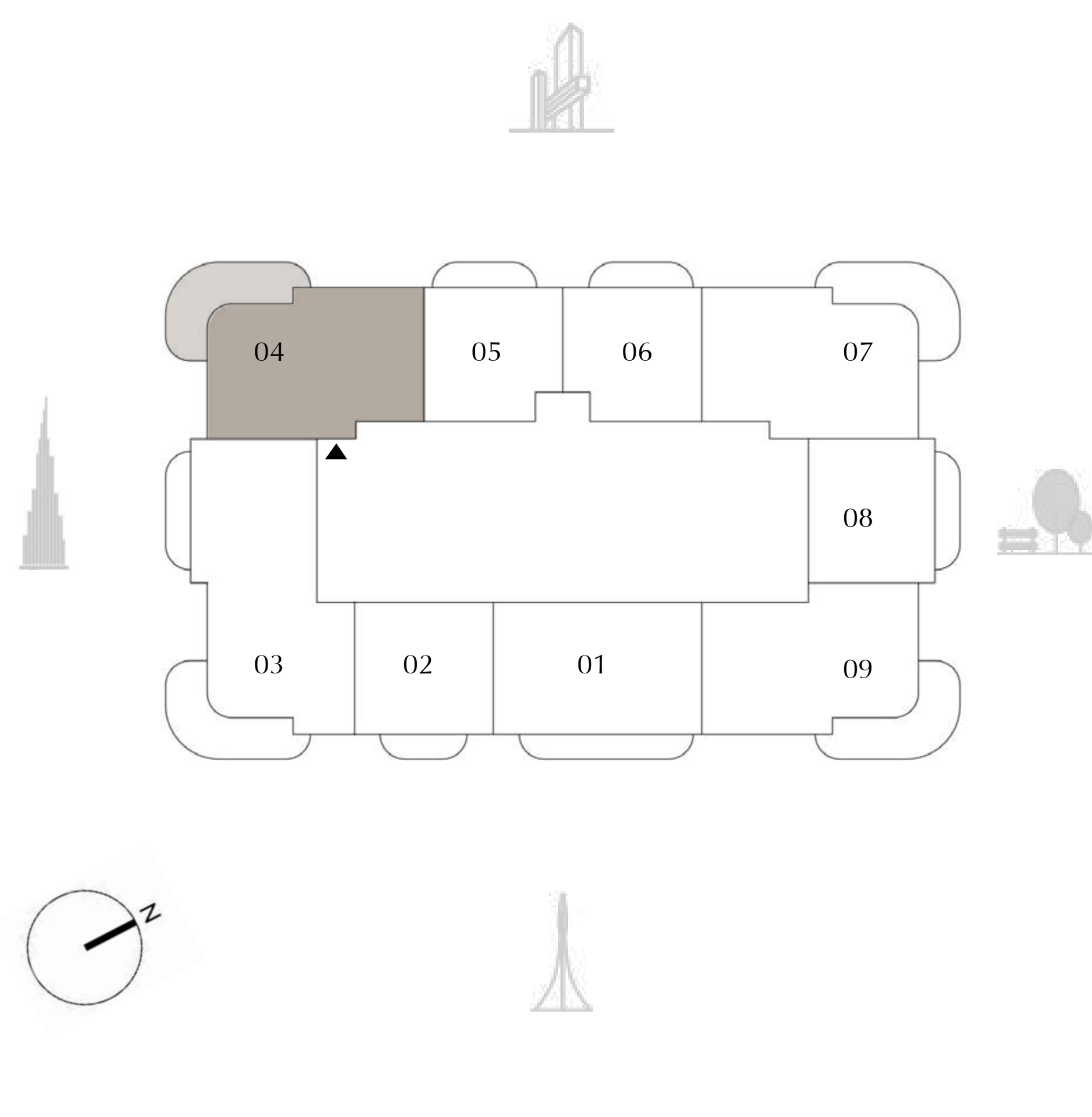
TOWER 1
2 BEDROOM

LEVELS 04 - 28 UNIT 04

SUITE AREA	1,115.57 SQ.FT.	103.64 SQ.M.
BALCONY AREA	293.21 SQ.FT.	27.24 SQ.M.
TOTAL AREA	1,408.78 SQ.FT.	130.88 SQ.M.

KEY PLAN

KEY SECTION



FLOOR PLAN 1. All dimensions are in imperial and metric, and measured from finish to finish excluding construction tolerances. 2. All materials, dimensions, and drawings are approximate only. 3. Information is subject to change without notice, at developer's absolute discretion. 4. Actual area may vary from the stated area. 5. Drawings not to scale. 6. All images used are for illustrative purposes only and do not represent the actual size, features, specifications, fittings, and furnishings. 7. The developer reserves the right to make revisions / alterations, at it's absolute discretion, without any liability whatsoever.



ADDRESS
RESIDENCES
ZABEEL

DIFC Views


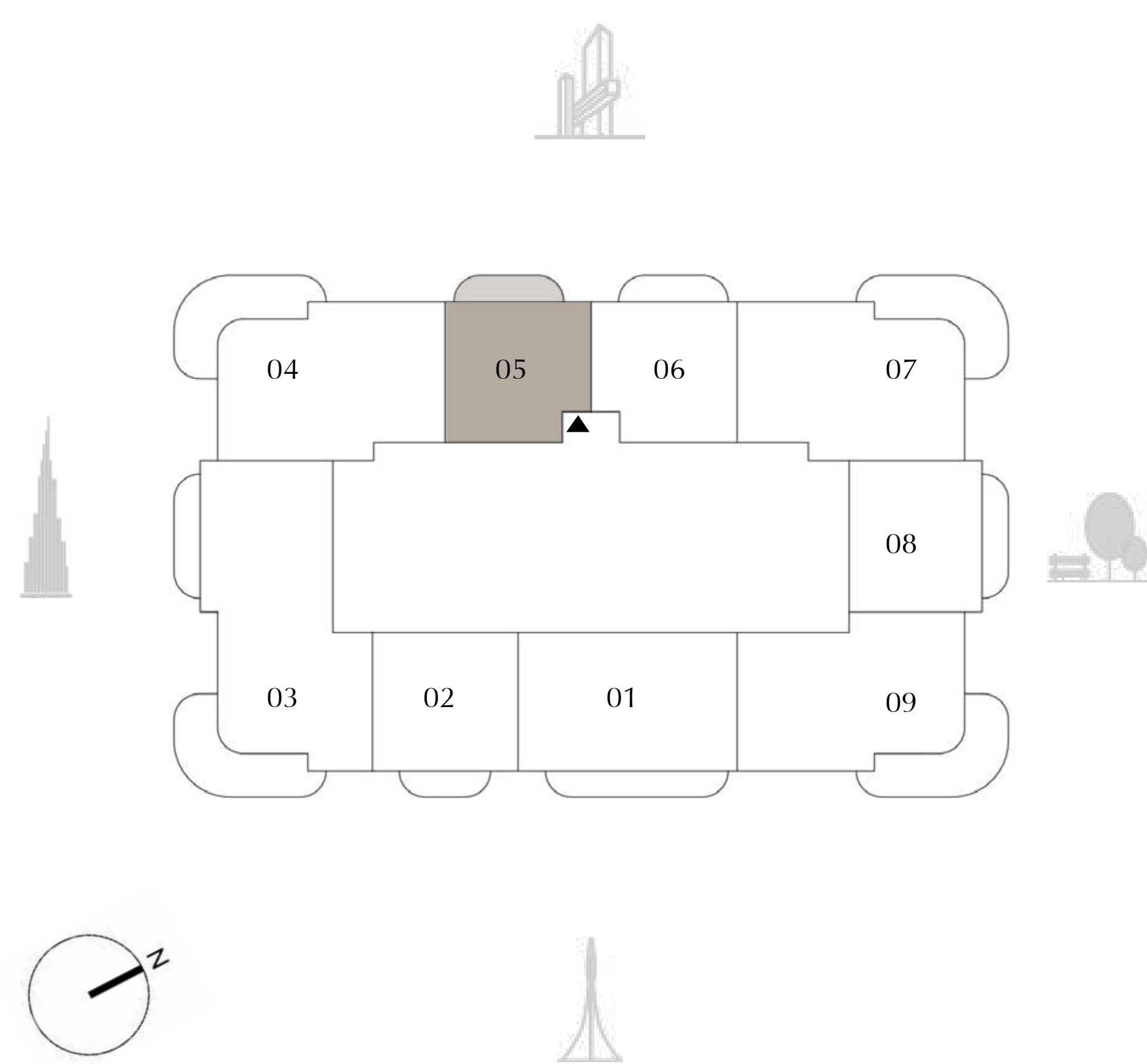
TOWER 1
1 BEDROOM

LEVELS 04 - 28 UNIT 05

SUITE AREA	644.54 SQ.FT.	59.88 SQ.M.
BALCONY AREA	94.83 SQ.FT.	8.81 SQ.M.
TOTAL AREA	739.37 SQ.FT.	68.69 SQ.M.

KEY PLAN

KEY SECTION



FLOOR PLAN 1. All dimensions are in imperial and metric, and measured from finish to finish excluding construction tolerances. 2. All materials, dimensions, and drawings are approximate only. 3. Information is subject to change without notice, at developer's absolute discretion. 4. Actual area may vary from the stated area. 5. Drawings not to scale. 6. All images used are for illustrative purposes only and do not represent the actual size, features, specifications, fittings, and furnishings. 7. The developer reserves the right to make revisions / alterations, at it's absolute discretion, without any liability whatsoever.



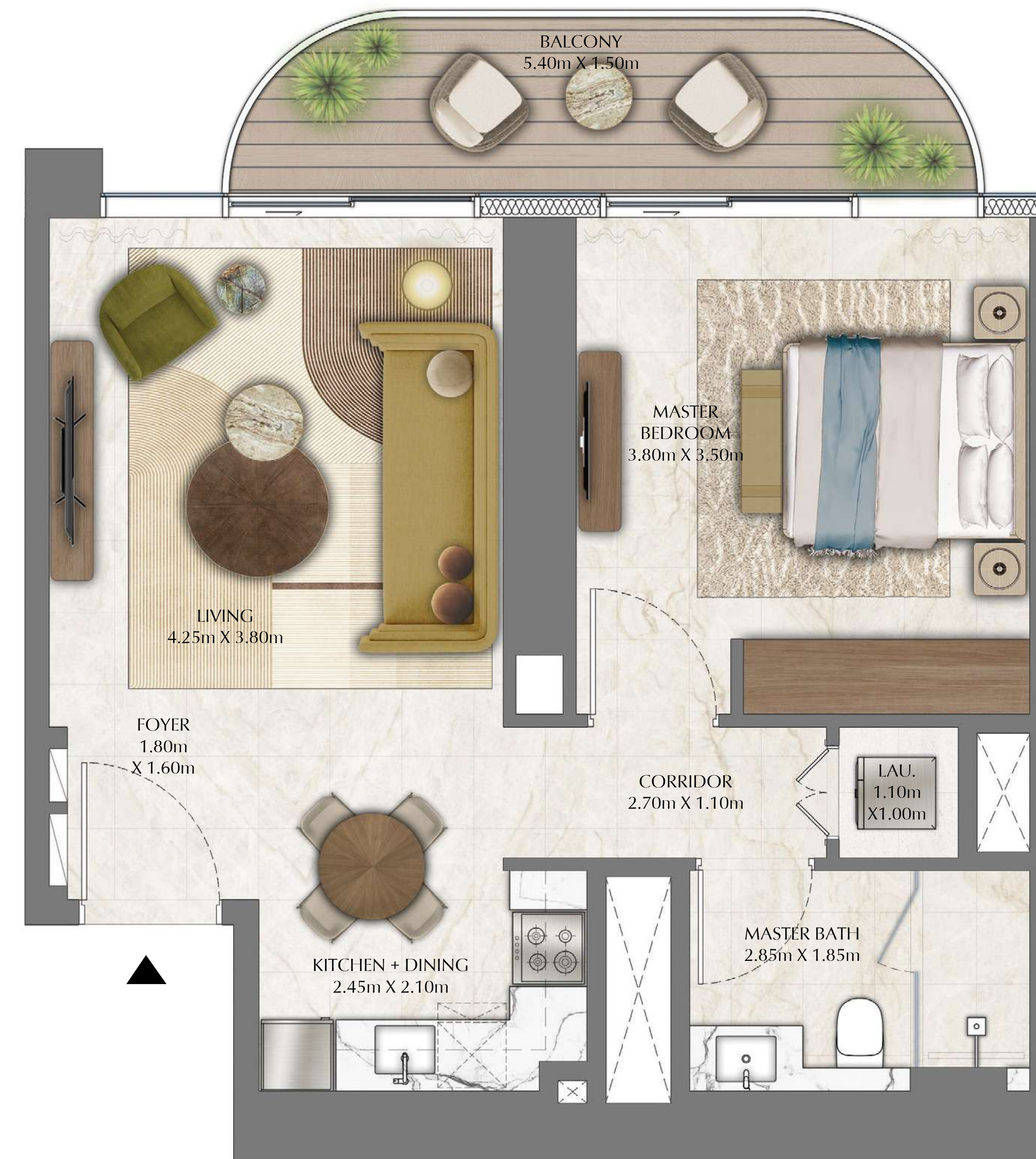
ADDRESS
RESIDENCES
ZABEEL

DIFC Views

TOWER 1
1 BEDROOM


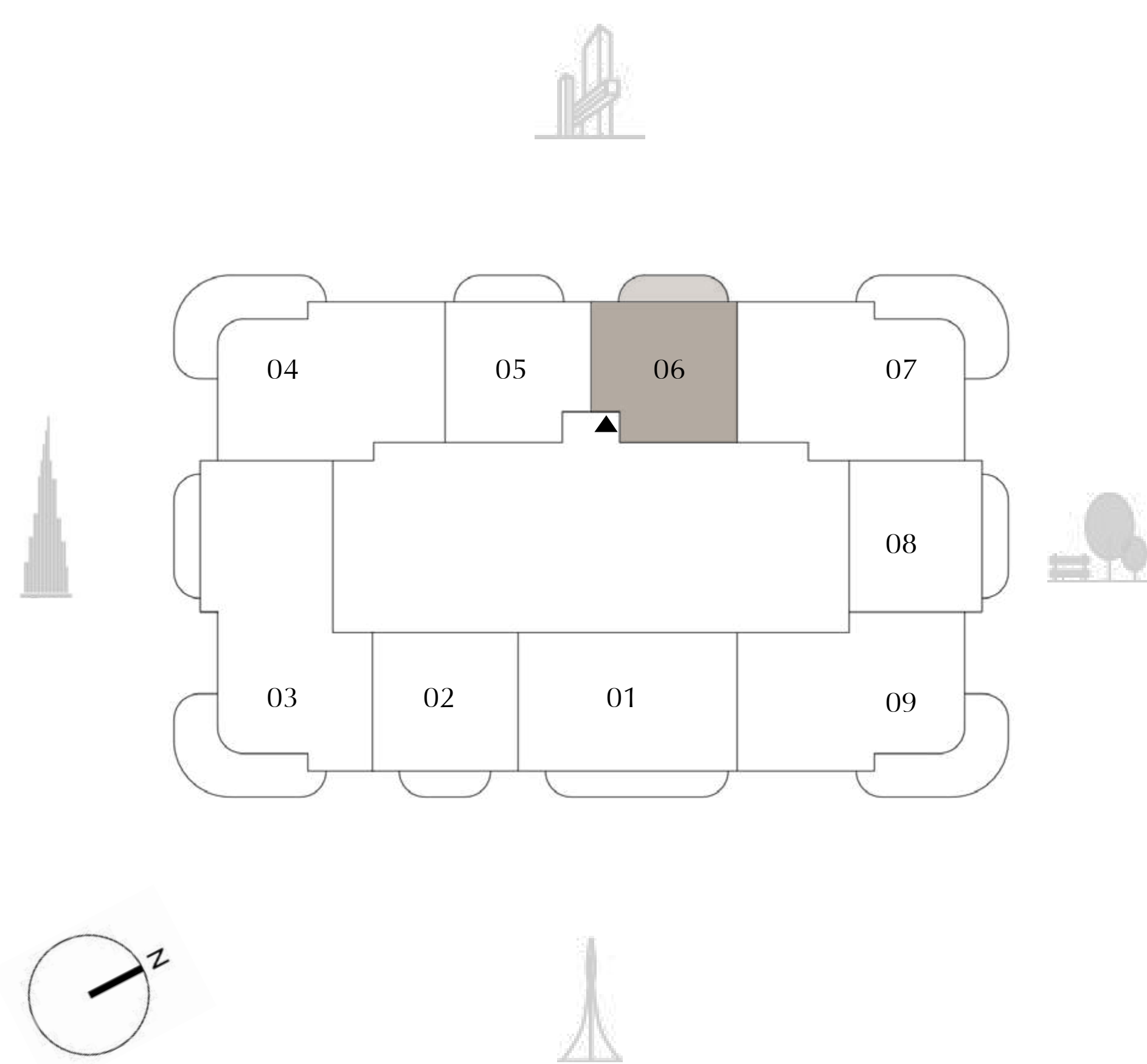
LEVELS 04 - 28 UNIT 06

SUITE AREA	644.54 SQ.FT.	59.88 SQ.M.
BALCONY AREA	94.83 SQ.FT.	8.81 SQ.M.
TOTAL AREA	739.37 SQ.FT.	68.69 SQ.M.



KEY PLAN

KEY SECTION



FLOOR PLAN 1. All dimensions are in imperial and metric, and measured from finish to finish excluding construction tolerances. 2. All materials, dimensions, and drawings are approximate only. 3. Information is subject to change without notice, at developer's absolute discretion. 4. Actual area may vary from the stated area. 5. Drawings not to scale. 6. All images used are for illustrative purposes only and do not represent the actual size, features, specifications, fittings, and furnishings. 7. The developer reserves the right to make revisions / alterations, at it's absolute discretion, without any liability whatsoever.



ADDRESS
RESIDENCES
ZABEEL

DIFC Views

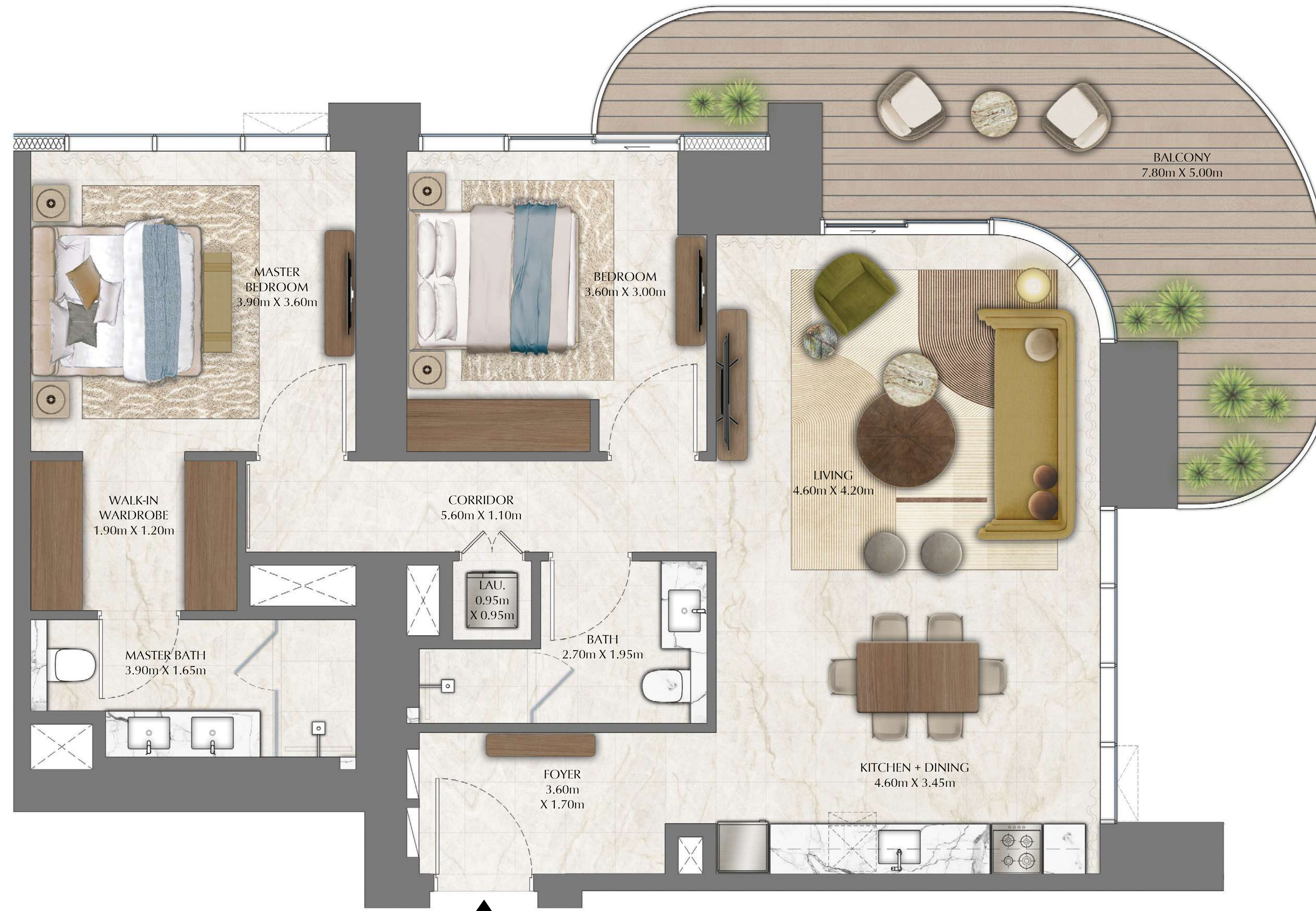

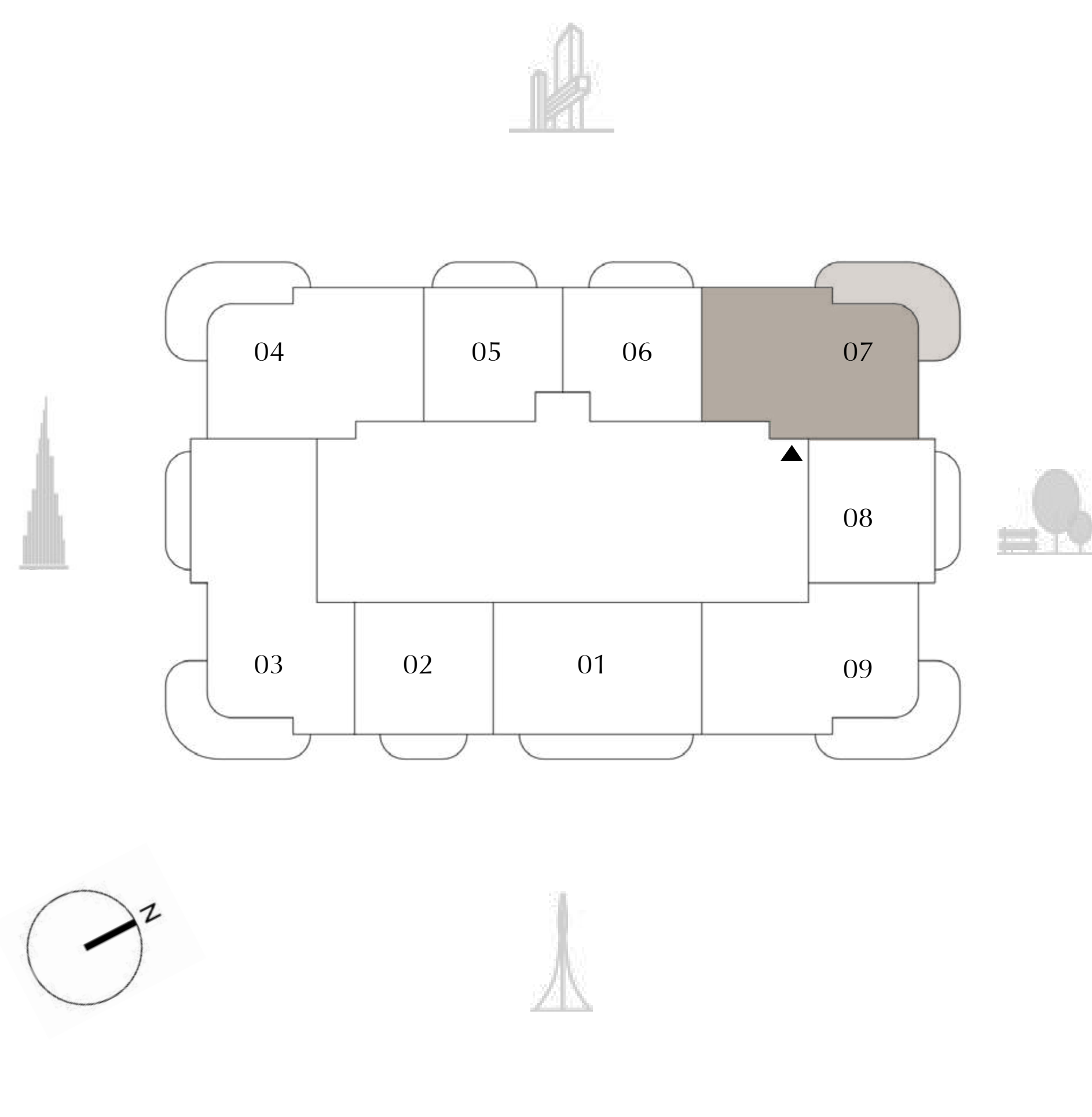
TOWER 1
2 BEDROOM

LEVELS 04 - 28 UNIT 07

SUITE AREA	1,116.22 SQ.FT.	103.70 SQ.M.
BALCONY AREA	293.21 SQ.FT.	27.24 SQ.M.
TOTAL AREA	1,409.43 SQ.FT.	130.94 SQ.M.

KEY PLAN

KEY SECTION



FLOOR PLAN 1. All dimensions are in imperial and metric, and measured from finish to finish excluding construction tolerances. 2. All materials, dimensions, and drawings are approximate only. 3. Information is subject to change without notice, at developer's absolute discretion. 4. Actual area may vary from the stated area. 5. Drawings not to scale. 6. All images used are for illustrative purposes only and do not represent the actual size, features, specifications, fittings, and furnishings. 7. The developer reserves the right to make revisions / alterations, at it's absolute discretion, without any liability whatsoever.



ADDRESS
RESIDENCES
ZABEEL

DIFC Views

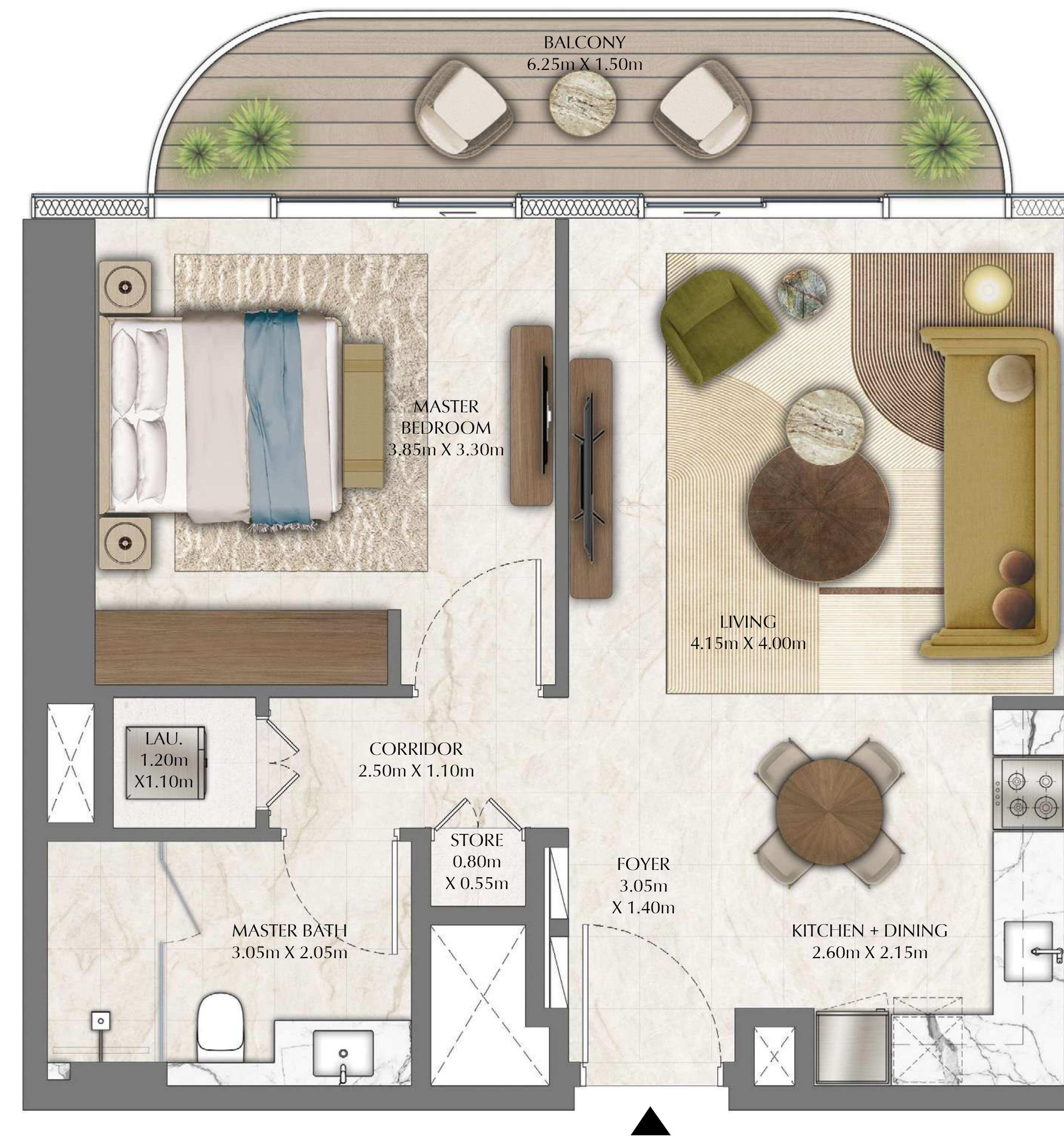

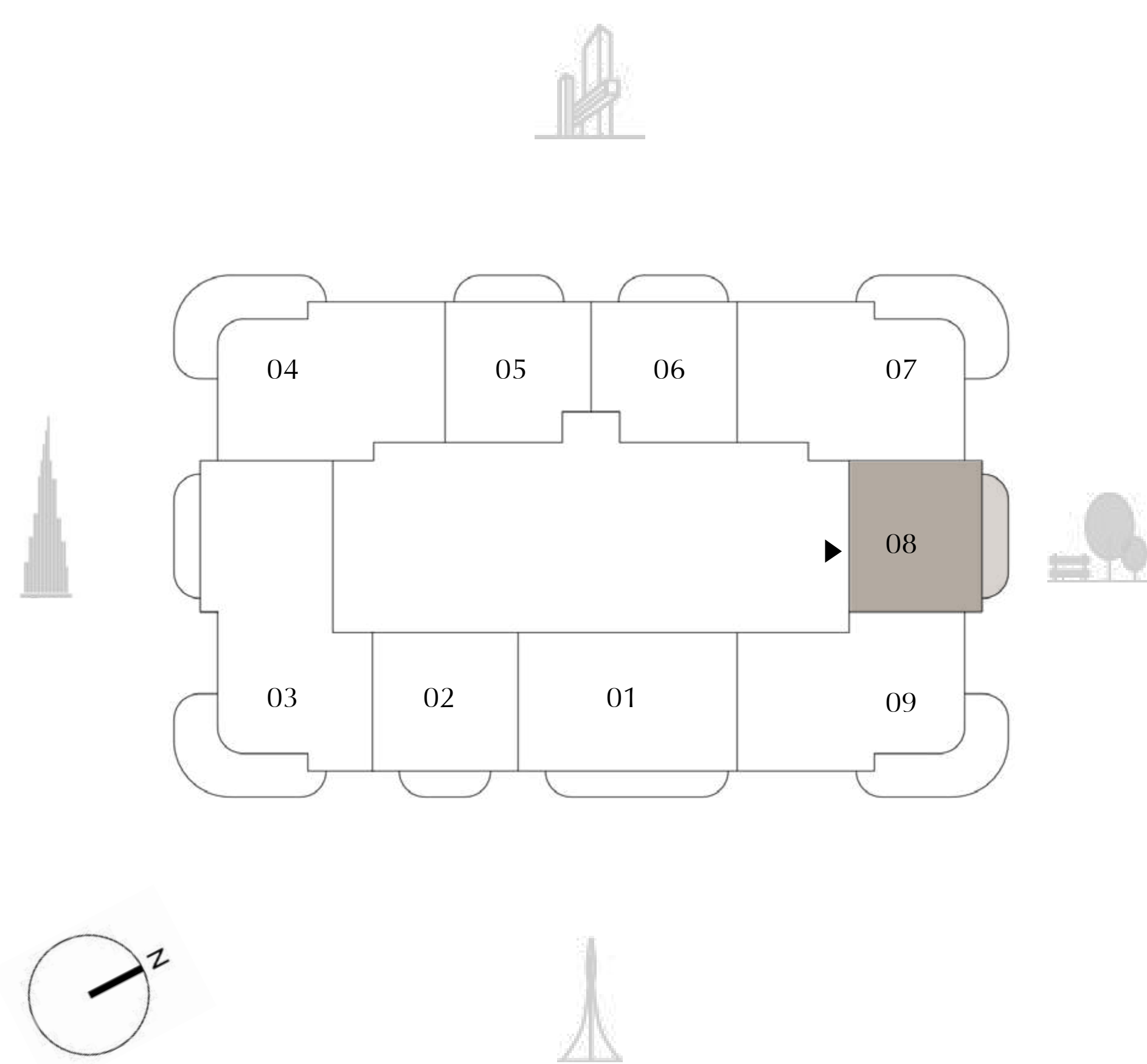
TOWER 1
1 BEDROOM

LEVELS 04 - 28 UNIT 08

SUITE AREA	671.88 SQ.FT.	62.42 SQ.M.
BALCONY AREA	108.50 SQ.FT.	10.08 SQ.M.
TOTAL AREA	780.38 SQ.FT.	72.50 SQ.M.

KEY PLAN

KEY SECTION



FLOOR PLAN 1. All dimensions are in imperial and metric, and measured from finish to finish excluding construction tolerances. 2. All materials, dimensions, and drawings are approximate only. 3. Information is subject to change without notice, at developer's absolute discretion. 4. Actual area may vary from the stated area. 5. Drawings not to scale. 6. All images used are for illustrative purposes only and do not represent the actual size, features, specifications, fittings, and furnishings. 7. The developer reserves the right to make revisions / alterations, at it's absolute discretion, without any liability whatsoever.

ADDRESS
RESIDENCES
ZABEEL

DIFC Views


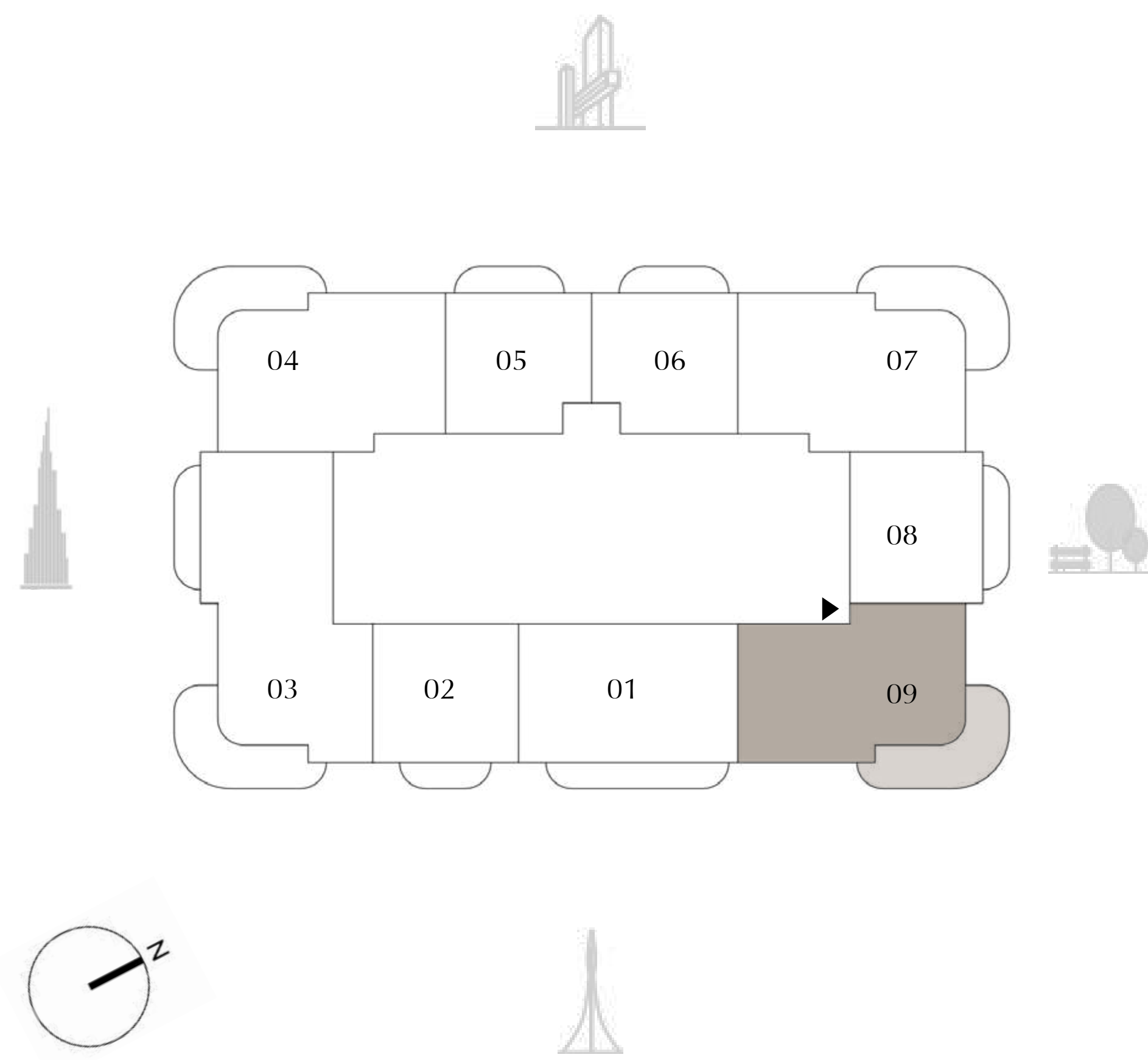
TOWER 1
2 BEDROOM

LEVELS 04 - 28 UNIT 09

SUITE AREA	1,096.41 SQ.FT.	101.86 SQ.M.
BALCONY AREA	293.21 SQ.FT.	27.24 SQ.M.
TOTAL AREA	1,389.62 SQ.FT.	129.10 SQ.M.

KEY PLAN

KEY SECTION



FLOOR PLAN 1. All dimensions are in imperial and metric, and measured from finish to finish excluding construction tolerances. 2. All materials, dimensions, and drawings are approximate only. 3. Information is subject to change without notice, at developer's absolute discretion. 4. Actual area may vary from the stated area. 5. Drawings not to scale. 6. All images used are for illustrative purposes only and do not represent the actual size, features, specifications, fittings, and furnishings. 7. The developer reserves the right to make revisions / alterations, at it's absolute discretion, without any liability whatsoever.



ADDRESS
RESIDENCES
ZABEEL

DIFC Views

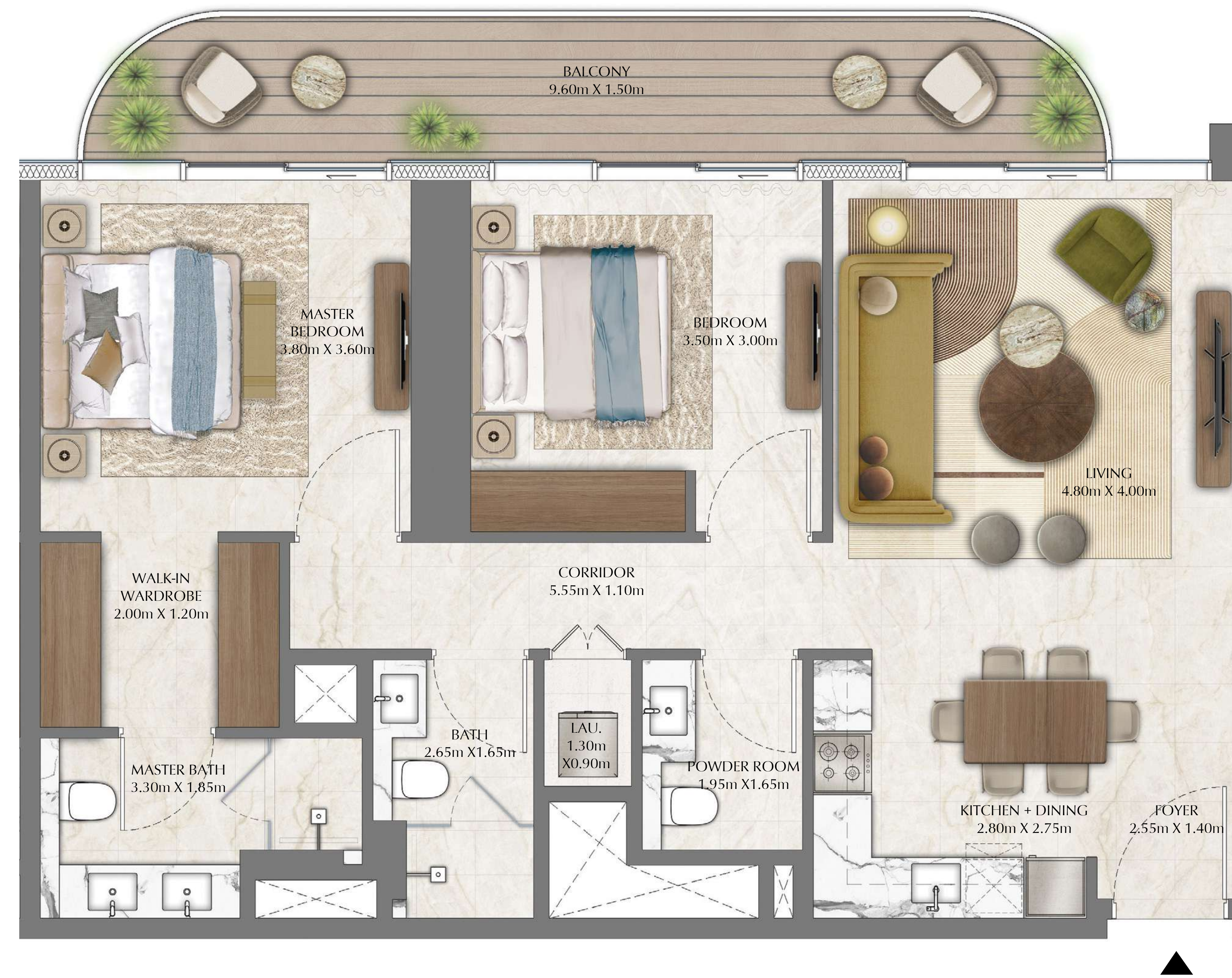

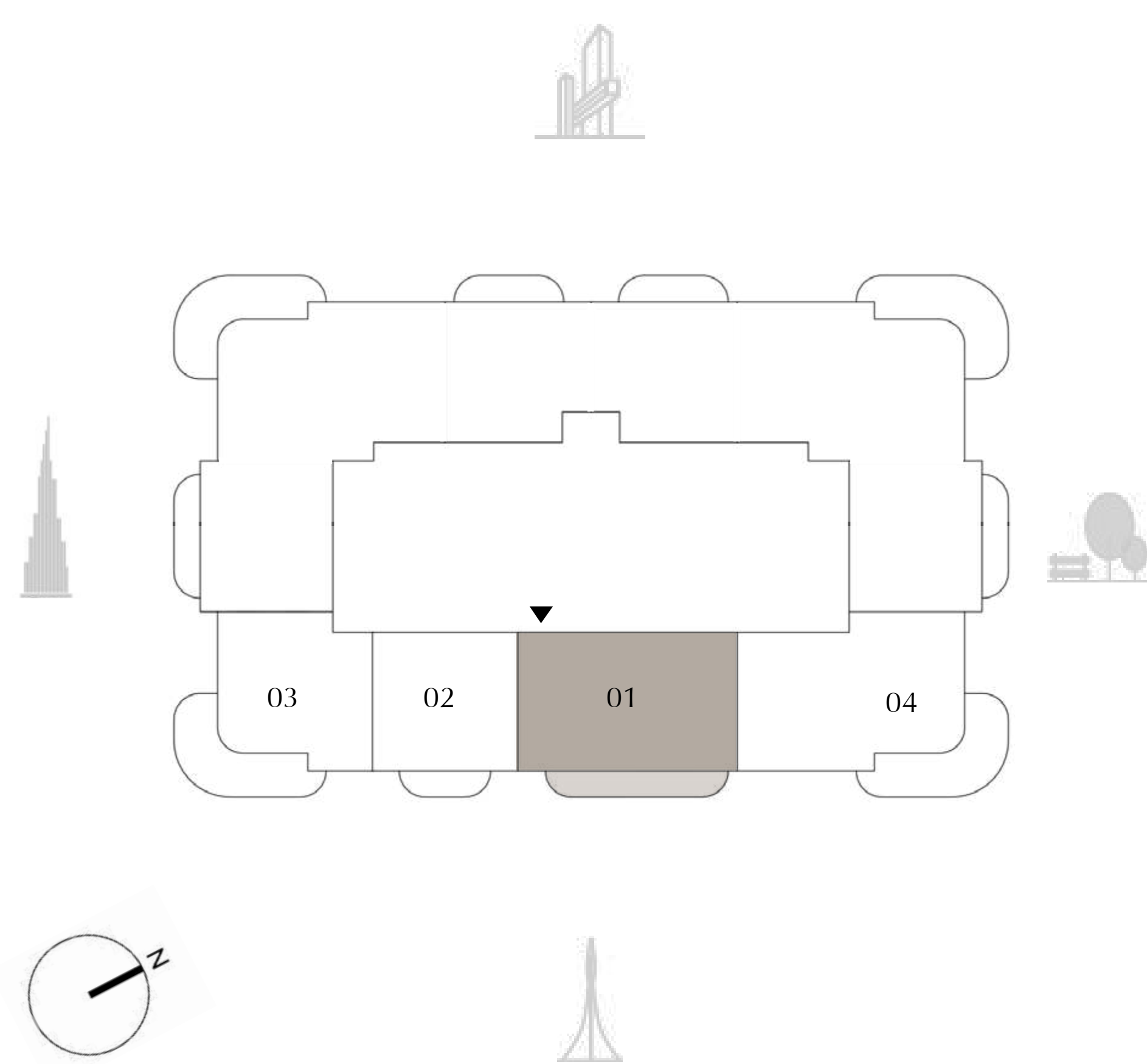
TOWER 1
2 BEDROOM

LEVEL 29 UNIT 01

SUITE AREA	1,008.90 SQ.FT.	93.73 SQ.M.
BALCONY AREA	164.47 SQ.FT.	15.28 SQ.M.
TOTAL AREA	1,173.37 SQ.FT.	109.01 SQ.M.

KEY PLAN

KEY SECTION



FLOOR PLAN 1. All dimensions are in imperial and metric, and measured from finish to finish excluding construction tolerances. 2. All materials, dimensions, and drawings are approximate only. 3. Information is subject to change without notice, at developer's absolute discretion. 4. Actual area may vary from the stated area. 5. Drawings not to scale. 6. All images used are for illustrative purposes only and do not represent the actual size, features, specifications, fittings, and furnishings. 7. The developer reserves the right to make revisions / alterations, at it's absolute discretion, without any liability whatsoever.



ADDRESS
RESIDENCES
ZABEEL

DIFC Views

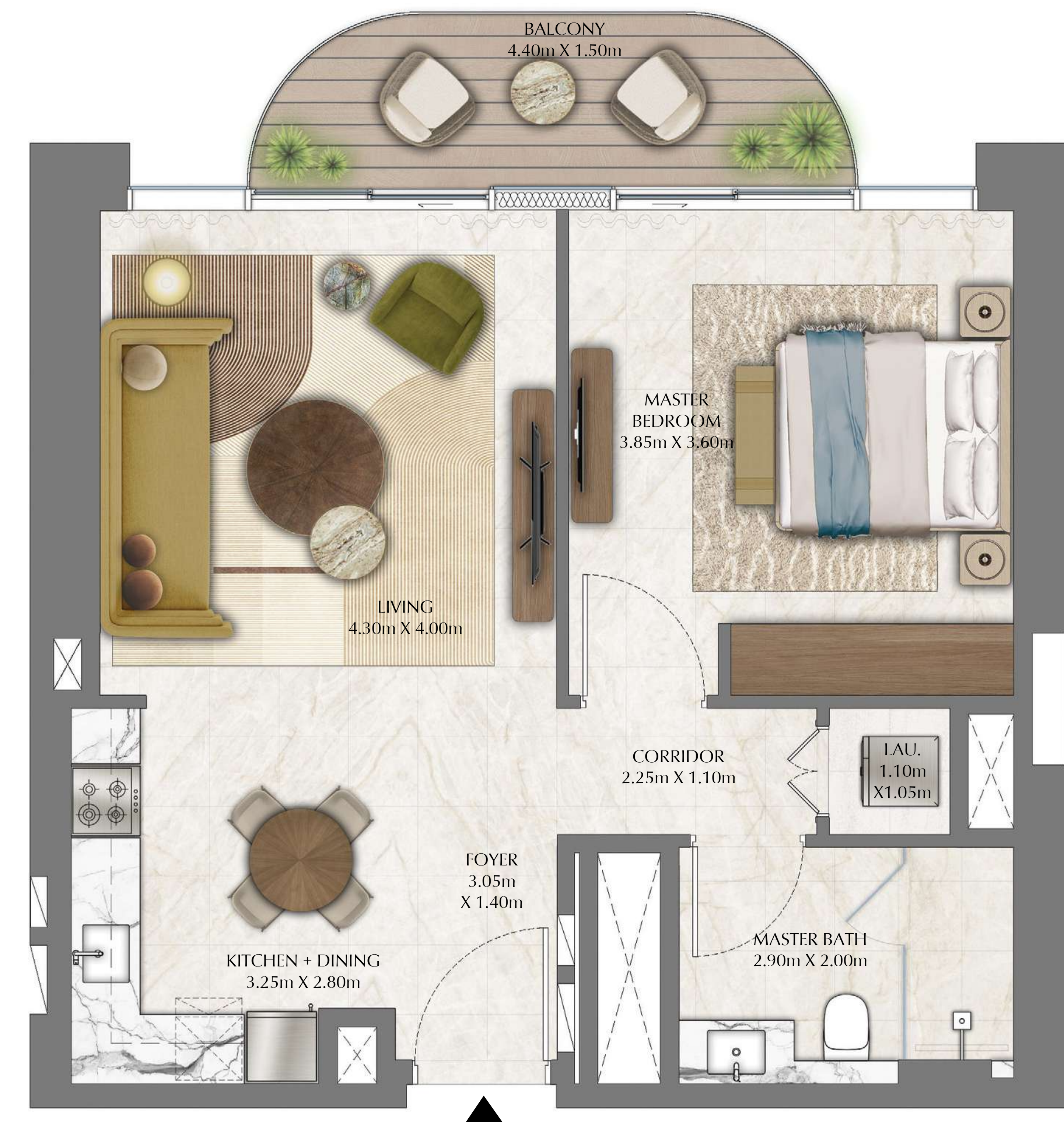

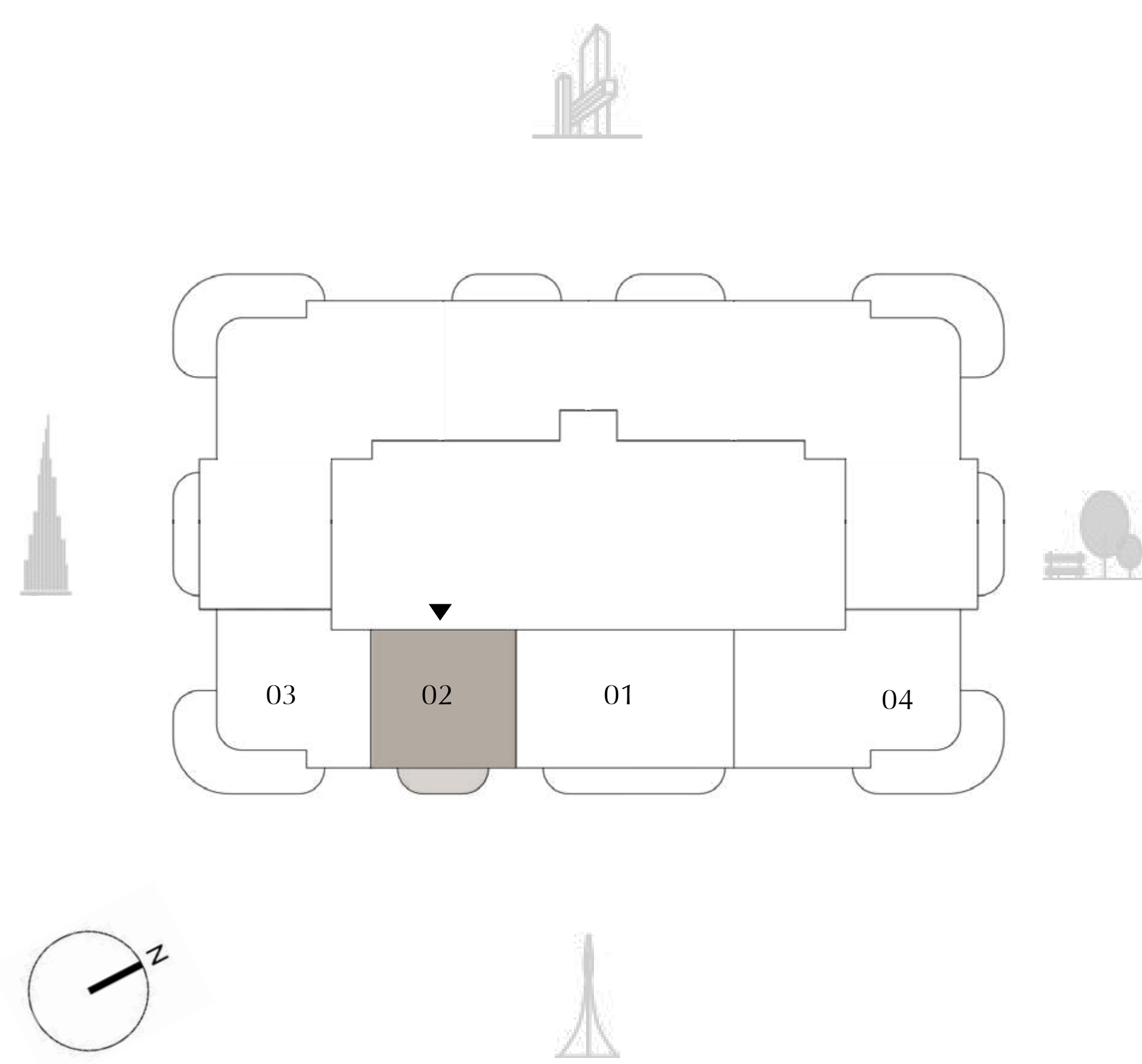
TOWER 1
1 BEDROOM

LEVEL 29 UNIT 02

SUITE AREA	687.28 SQ.FT.	63.85 SQ.M.
BALCONY AREA	77.72 SQ.FT.	7.22 SQ.M.
TOTAL AREA	765.00 SQ.FT.	71.07 SQ.M.

KEY PLAN

KEY SECTION



FLOOR PLAN 1. All dimensions are in imperial and metric, and measured from finish to finish excluding construction tolerances. 2. All materials, dimensions, and drawings are approximate only. 3. Information is subject to change without notice, at developer's absolute discretion. 4. Actual area may vary from the stated area. 5. Drawings not to scale. 6. All images used are for illustrative purposes only and do not represent the actual size, features, specifications, fittings, and furnishings. 7. The developer reserves the right to make revisions / alterations, at it's absolute discretion, without any liability whatsoever.



ADDRESS
RESIDENCES
ZABEEL

DIFC Views


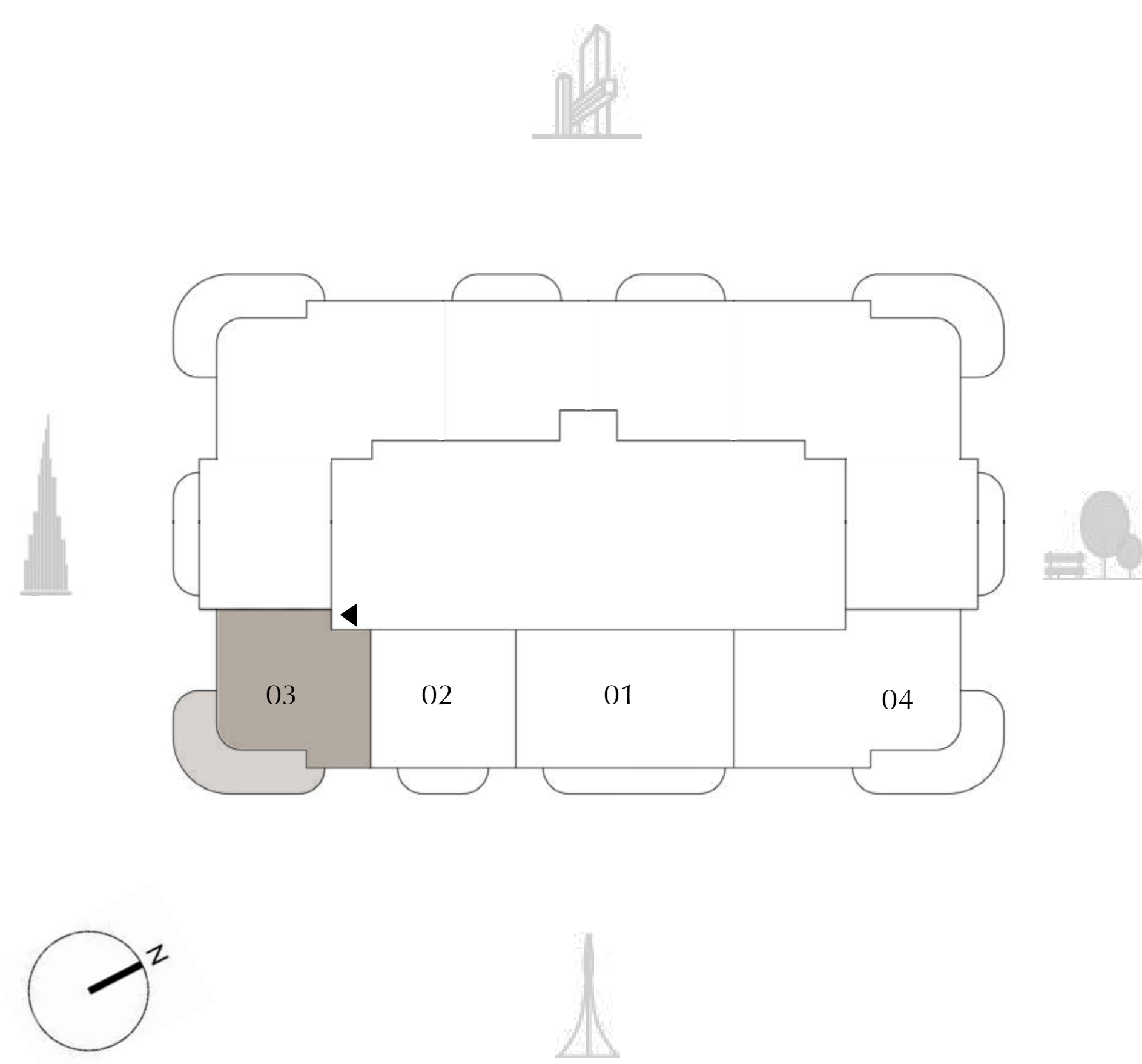
TOWER 1
1 BEDROOM

LEVEL 29 UNIT 03

SUITE AREA	766.39 SQ.FT.	71.20 SQ.M.
BALCONY AREA	293.21 SQ.FT.	27.24 SQ.M.
TOTAL AREA	1,059.60 SQ.FT.	98.44 SQ.M.

KEY PLAN

KEY SECTION



FLOOR PLAN 1. All dimensions are in imperial and metric, and measured from finish to finish excluding construction tolerances. 2. All materials, dimensions, and drawings are approximate only. 3. Information is subject to change without notice, at developer's absolute discretion. 4. Actual area may vary from the stated area. 5. Drawings not to scale. 6. All images used are for illustrative purposes only and do not represent the actual size, features, specifications, fittings, and furnishings. 7. The developer reserves the right to make revisions / alterations, at it's absolute discretion, without any liability whatsoever.



ADDRESS
RESIDENCES
ZABEEL

DIFC Views


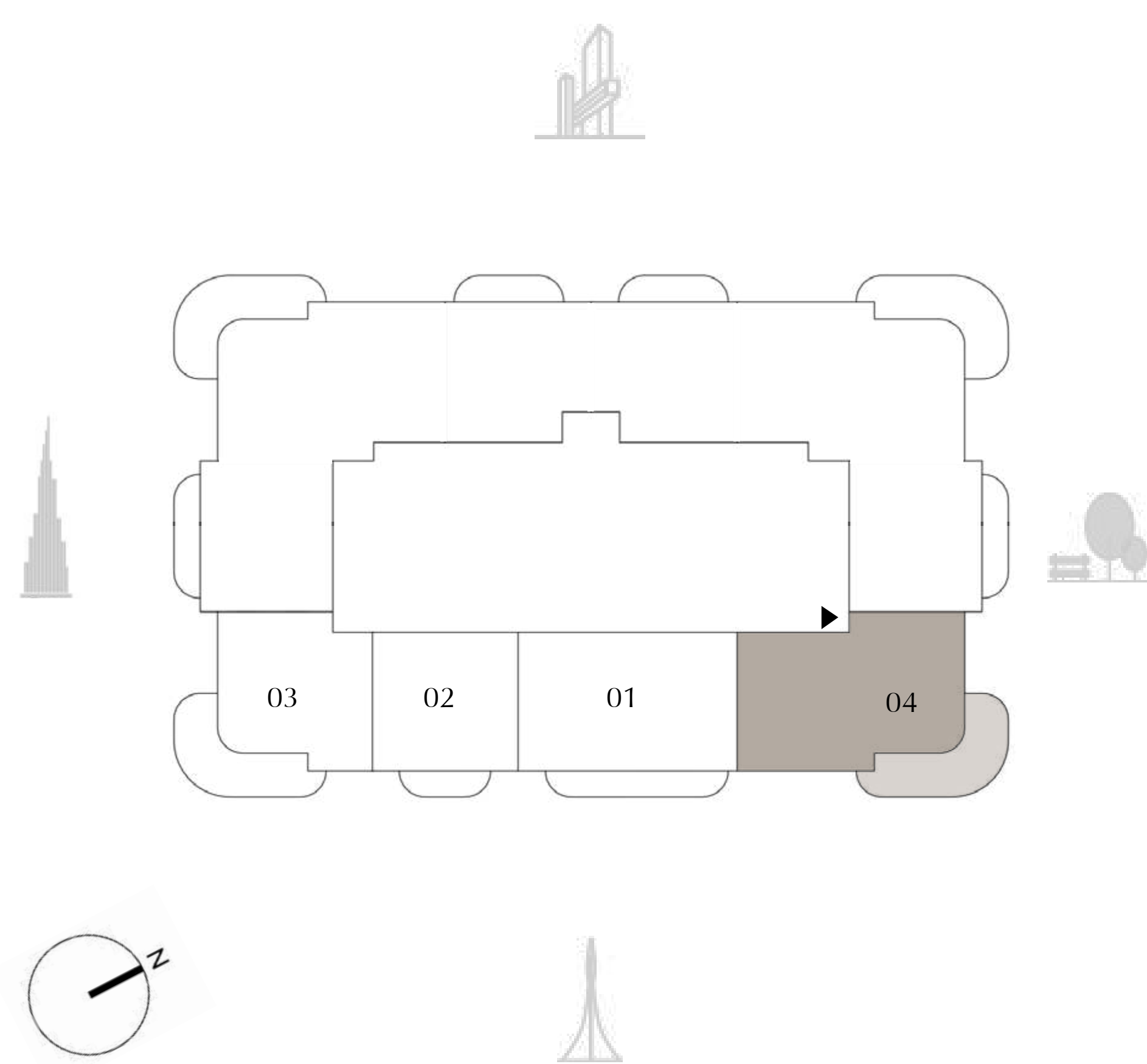
TOWER 1
2 BEDROOM

LEVEL 29 UNIT 04

SUITE AREA	1,098.13 SQ.FT.	102.02 SQ.M.
BALCONY AREA	293.21 SQ.FT.	27.24 SQ.M.
TOTAL AREA	1,391.34 SQ.FT.	129.26 SQ.M.

KEY PLAN

KEY SECTION



FLOOR PLAN 1. All dimensions are in imperial and metric, and measured from finish to finish excluding construction tolerances. 2. All materials, dimensions, and drawings are approximate only. 3. Information is subject to change without notice, at developer's absolute discretion. 4. Actual area may vary from the stated area. 5. Drawings not to scale. 6. All images used are for illustrative purposes only and do not represent the actual size, features, specifications, fittings, and furnishings. 7. The developer reserves the right to make revisions / alterations, at it's absolute discretion, without any liability whatsoever.



ADDRESS
RESIDENCES
ZABEEL

DIFC Views

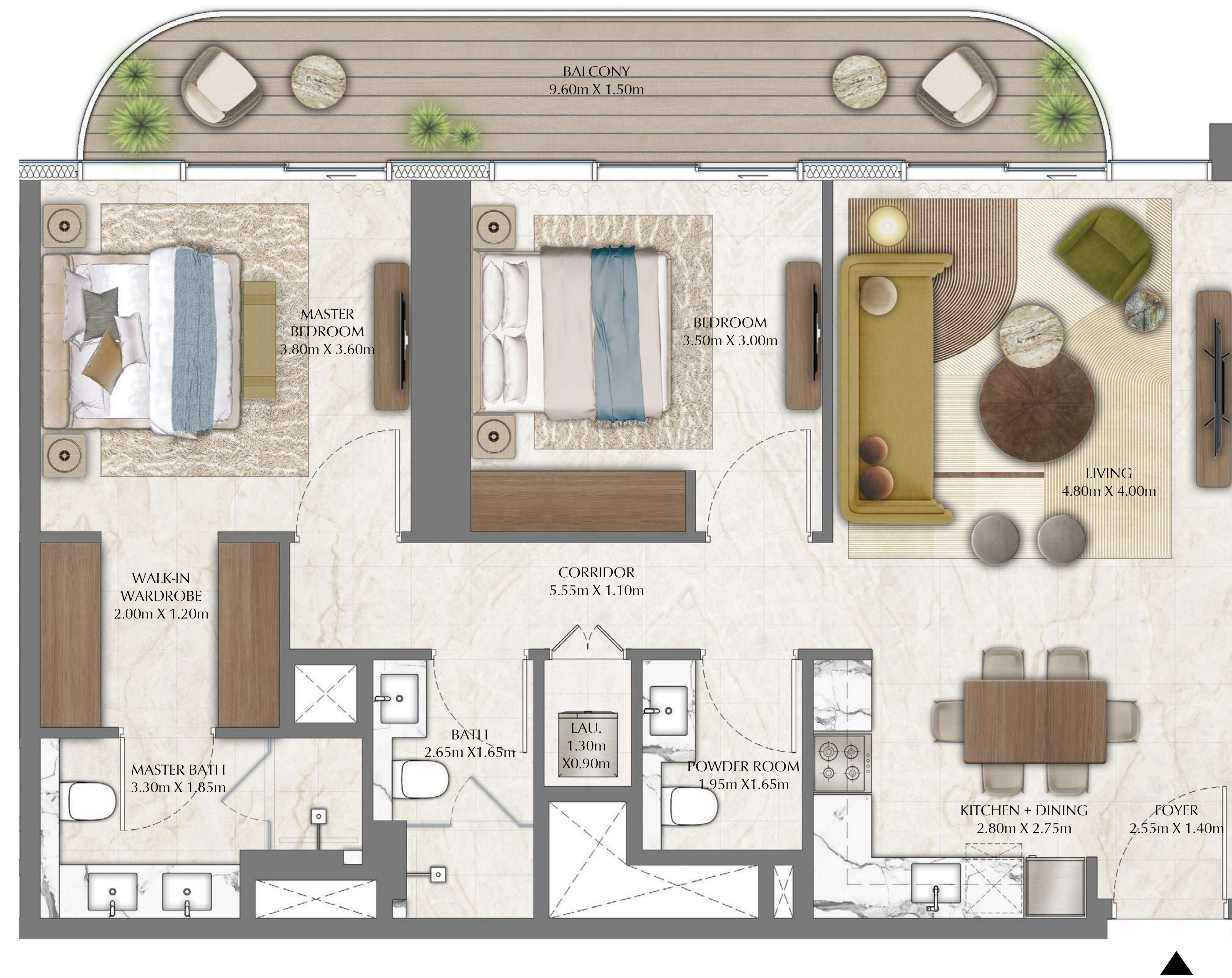
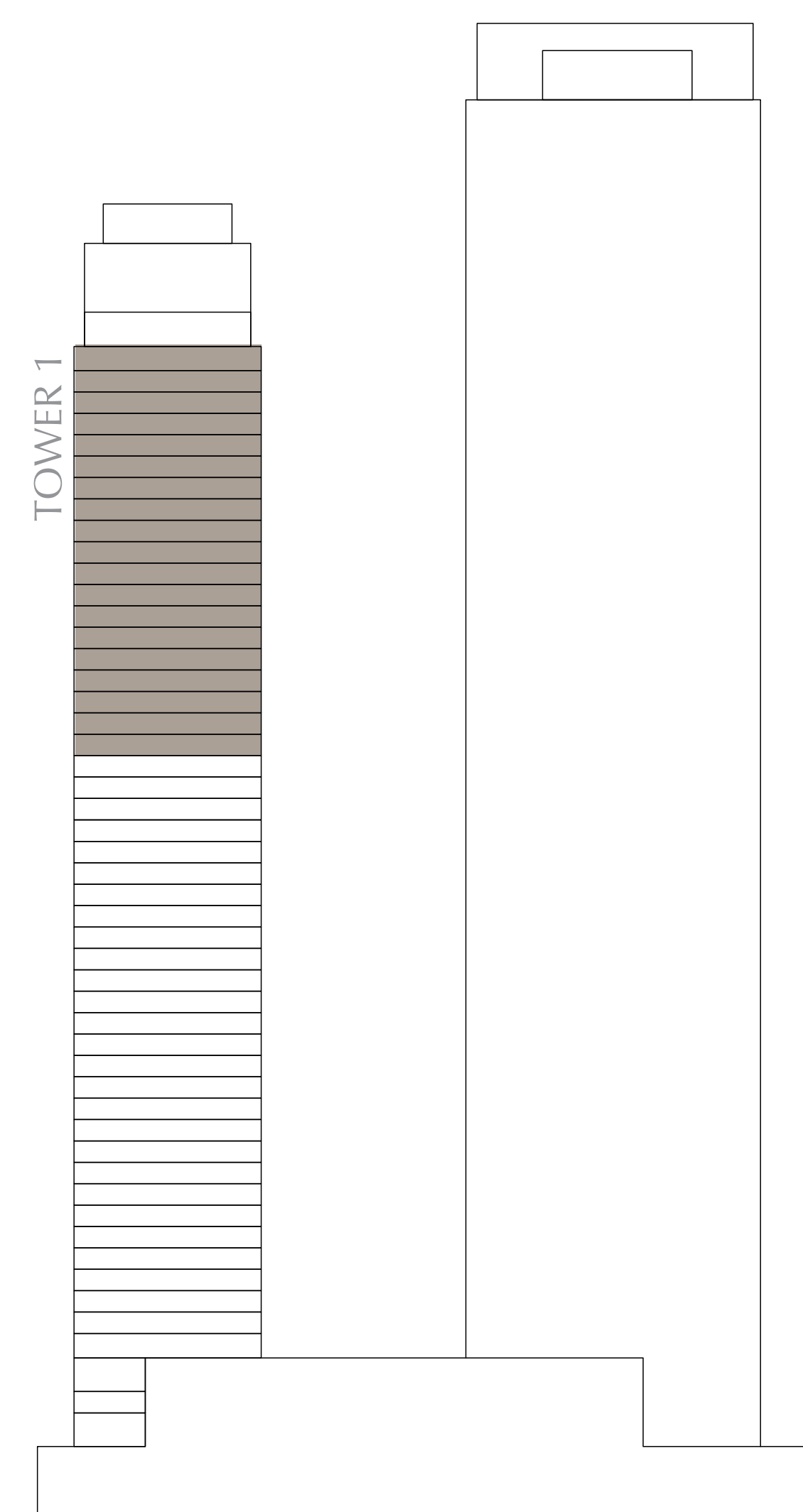
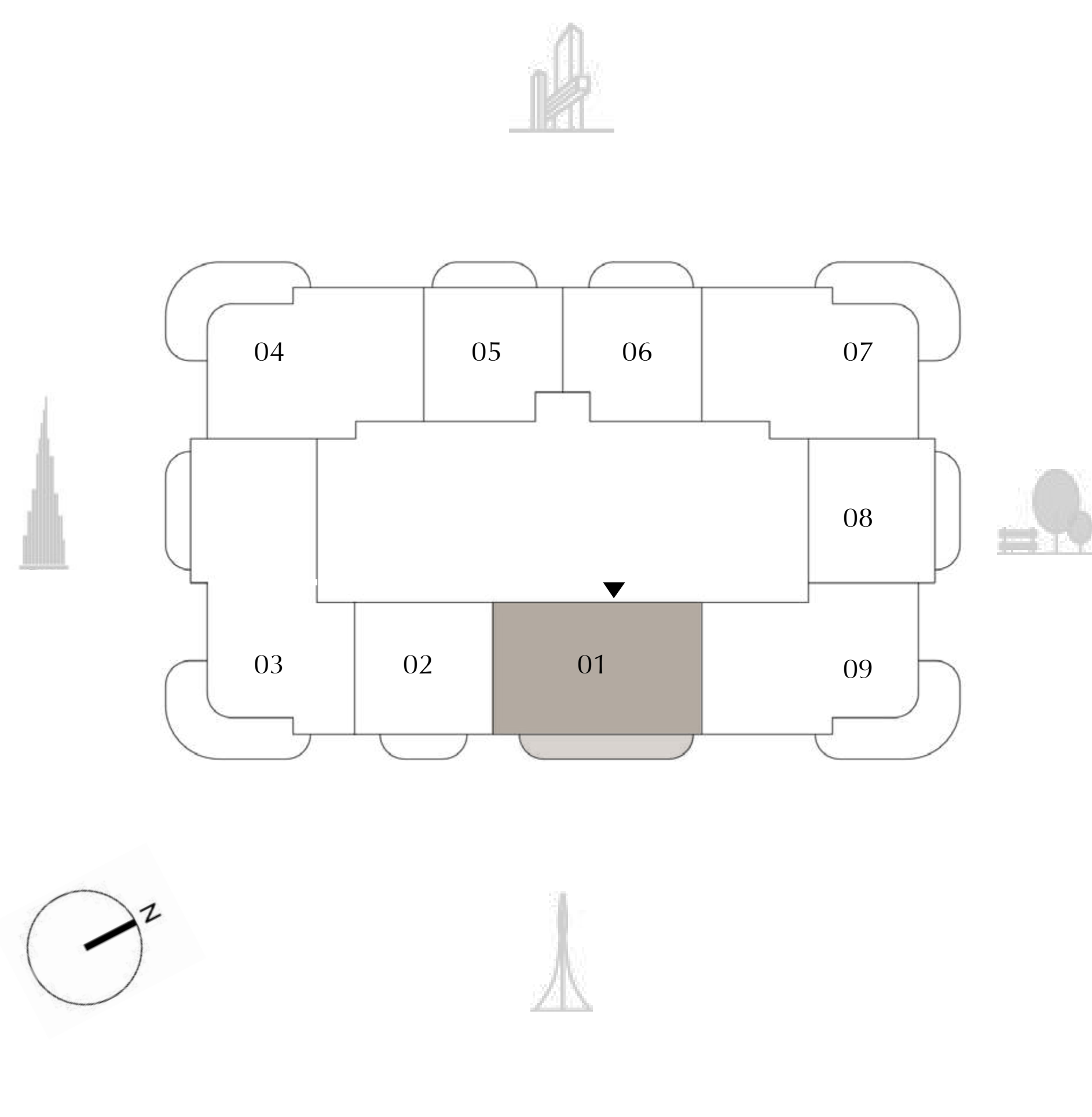
TOWER 1
2 BEDROOM

LEVELS 31 - 49 UNIT 01

SUITE AREA	1,006.21 SQ.FT.	93.48 SQ.M.
BALCONY AREA	164.58 SQ.FT.	15.29 SQ.M.
TOTAL AREA	1,170.79 SQ.FT.	108.77 SQ.M.

KEY PLAN

KEY SECTION



FLOOR PLAN 1. All dimensions are in imperial and metric, and measured from finish to finish excluding construction tolerances. 2. All materials, dimensions, and drawings are approximate only. 3. Information is subject to change without notice, at developer's absolute discretion. 4. Actual area may vary from the stated area. 5. Drawings not to scale. 6. All images used are for illustrative purposes only and do not represent the actual size, features, specifications, fittings, and furnishings. 7. The developer reserves the right to make revisions / alterations, at it's absolute discretion, without any liability whatsoever.



ADDRESS
RESIDENCES
ZABEEL

DIFC Views

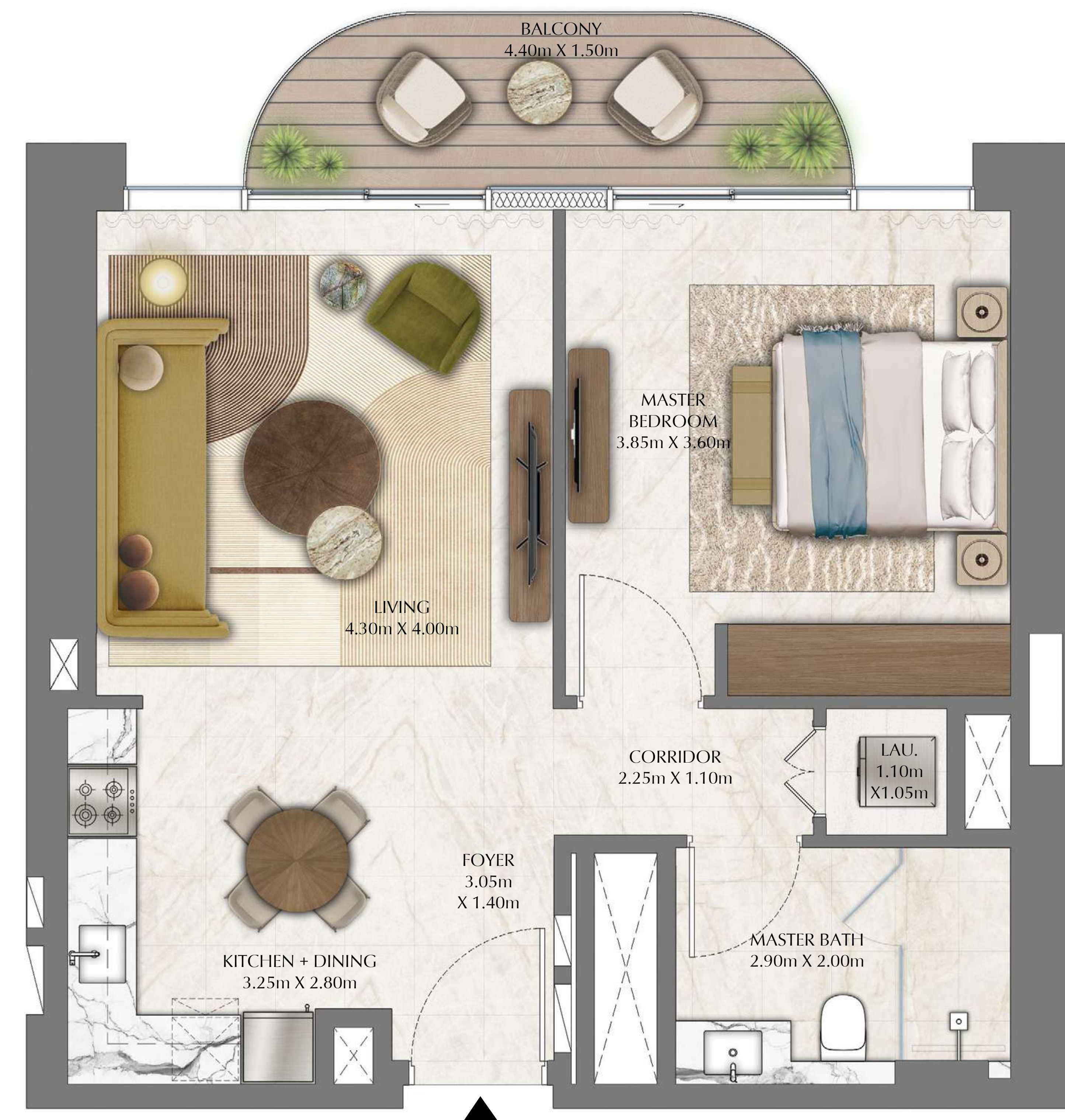
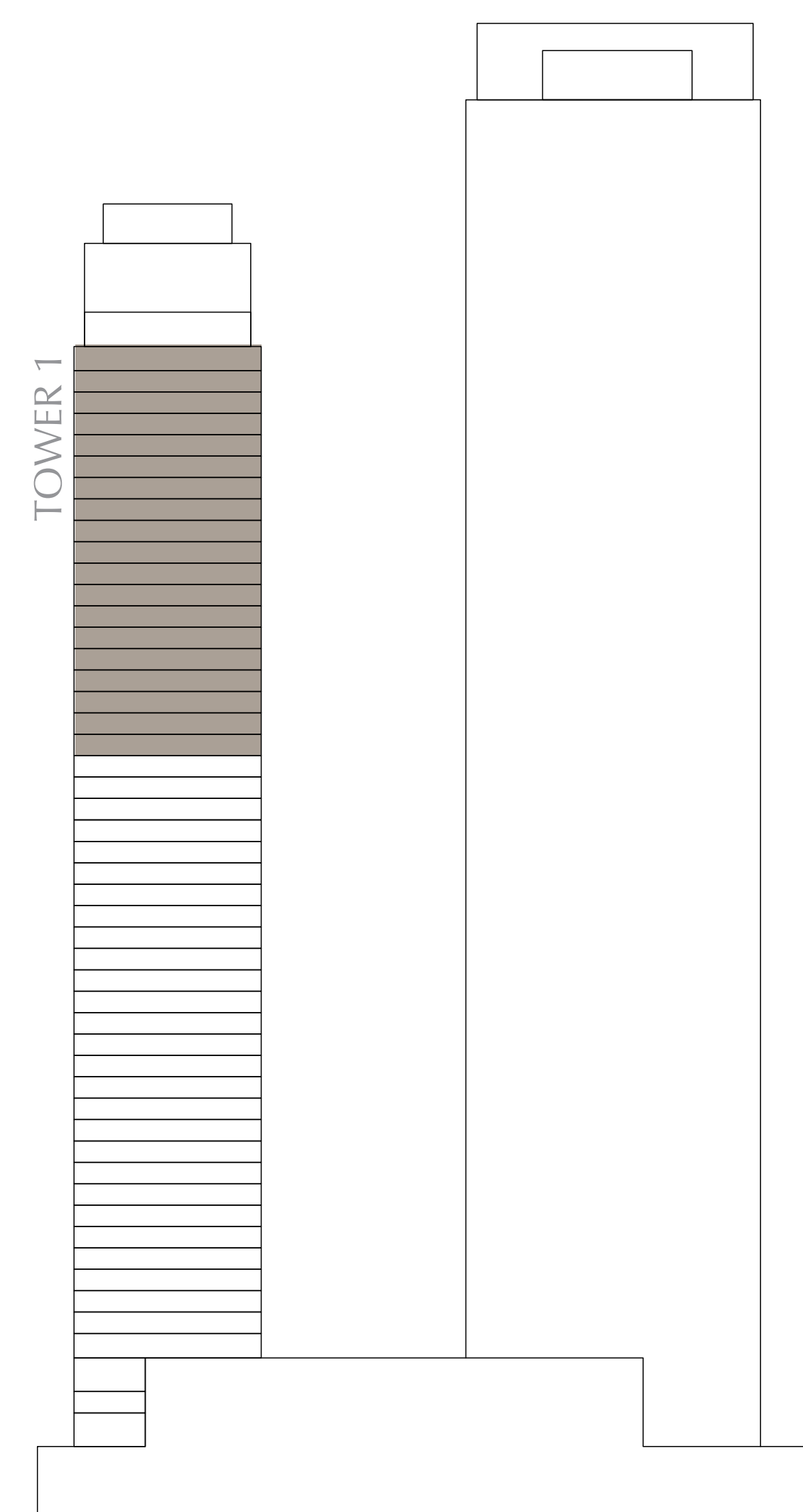
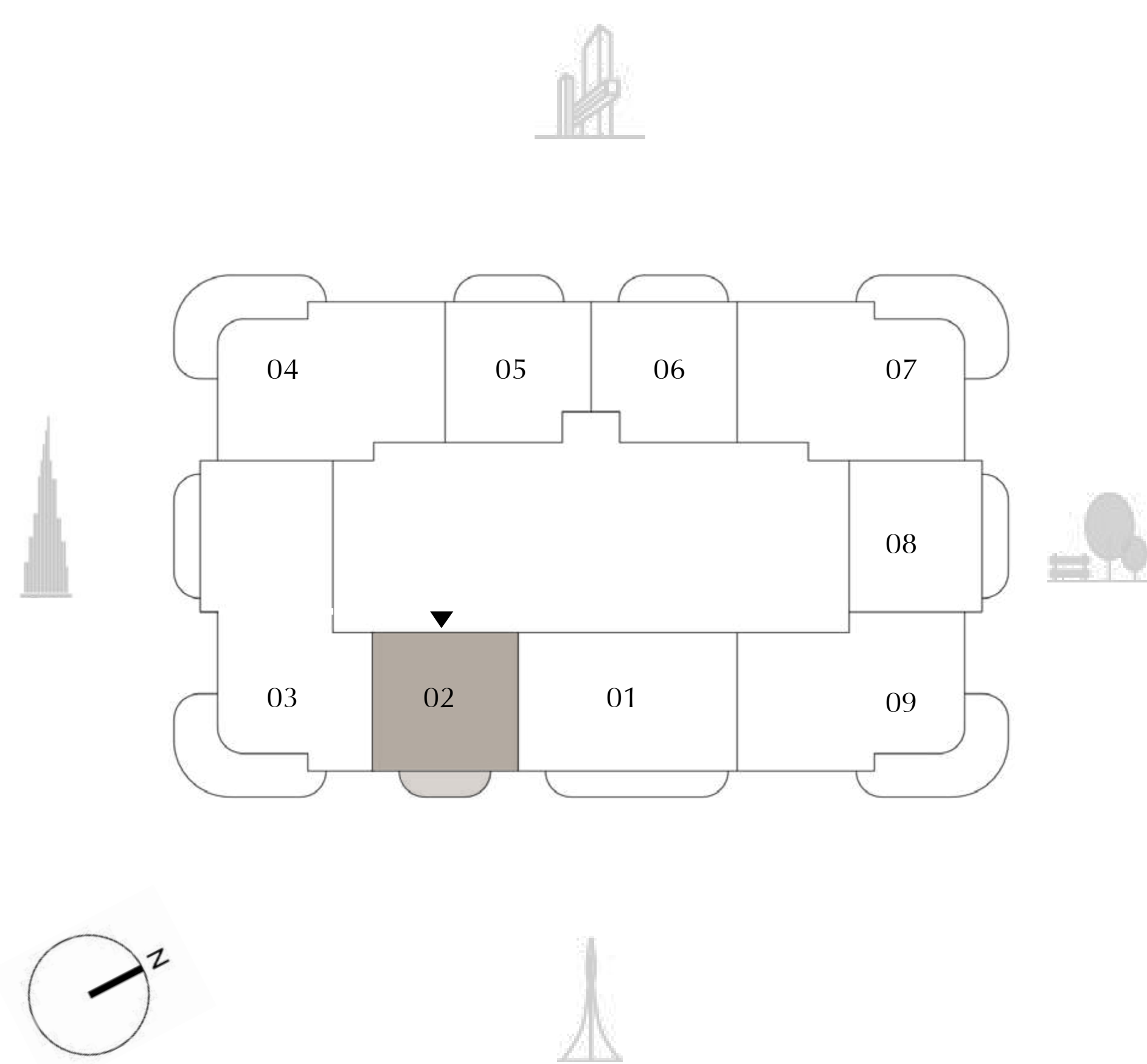
TOWER 1
1 BEDROOM

LEVELS 31 - 49 UNIT 02

SUITE AREA	684.80 SQ.FT.	63.62 SQ.M.
BALCONY AREA	77.72 SQ.FT.	7.22 SQ.M.
TOTAL AREA	762.52 SQ.FT.	70.84 SQ.M.

KEY PLAN

KEY SECTION



FLOOR PLAN 1. All dimensions are in imperial and metric, and measured from finish to finish excluding construction tolerances. 2. All materials, dimensions, and drawings are approximate only. 3. Information is subject to change without notice, at developer's absolute discretion. 4. Actual area may vary from the stated area. 5. Drawings not to scale. 6. All images used are for illustrative purposes only and do not represent the actual size, features, specifications, fittings, and furnishings. 7. The developer reserves the right to make revisions / alterations, at it's absolute discretion, without any liability whatsoever.



ADDRESS
RESIDENCES
ZABEEL

DIFC Views

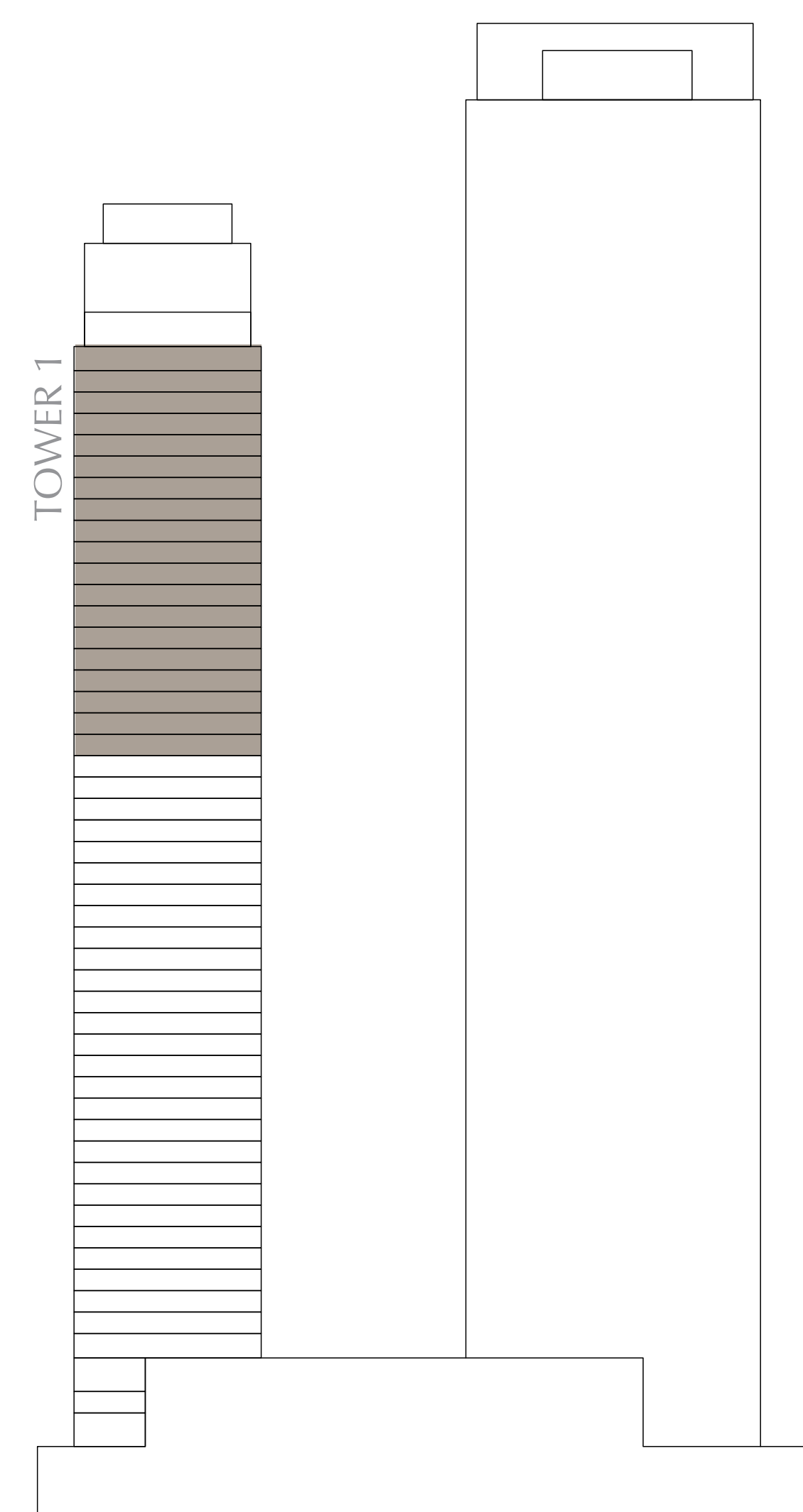
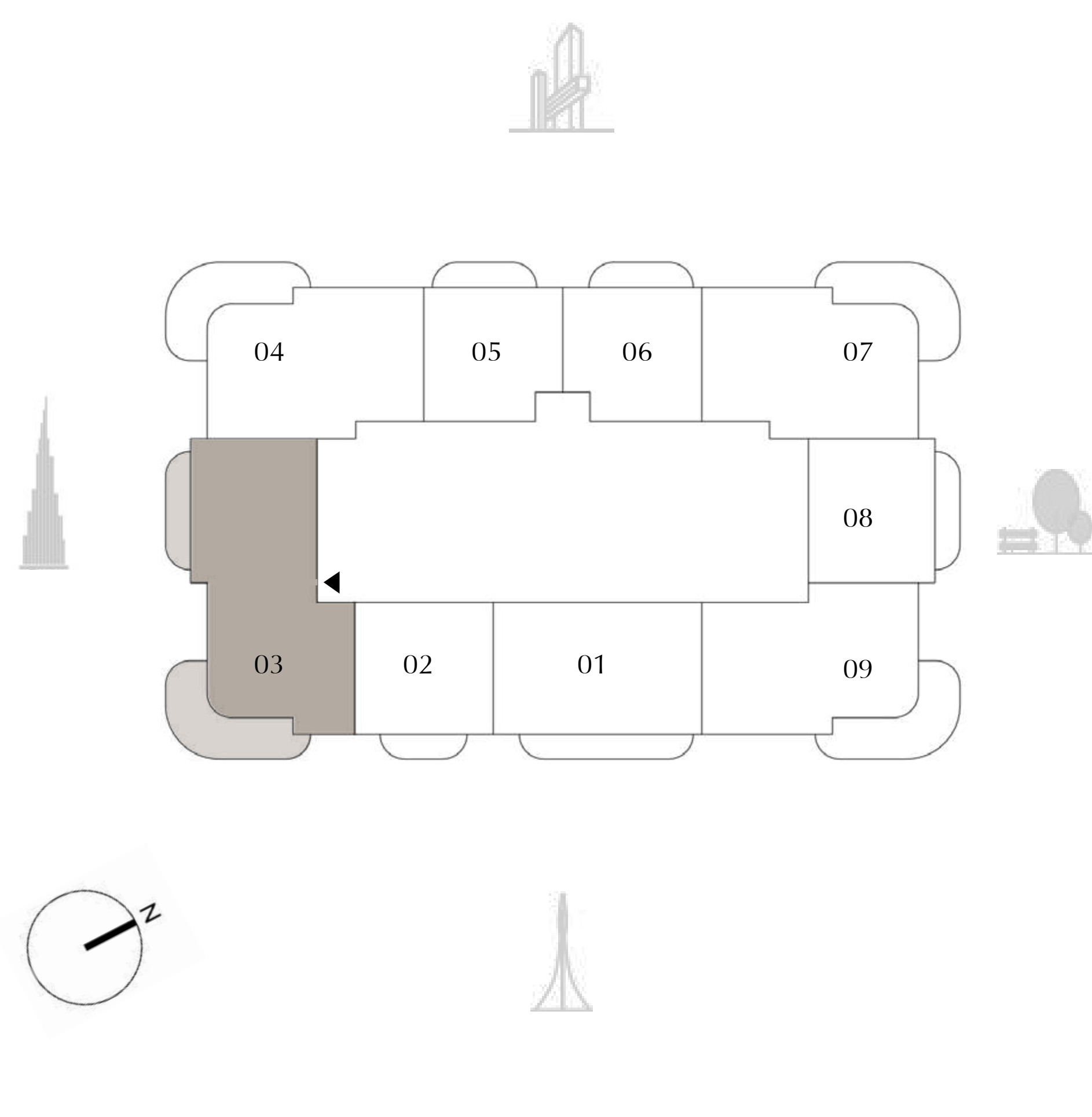
TOWER 1
3 BEDROOM

LEVELS 31 - 49 UNIT 03

SUITE AREA	1,424.50 SQ.FT.	132.34 SQ.M.
BALCONY AREA	401.82 SQ.FT.	37.33 SQ.M.
TOTAL AREA	1,826.32 SQ.FT.	169.67 SQ.M.

KEY PLAN

KEY SECTION



FLOOR PLAN 1. All dimensions are in imperial and metric, and measured from finish to finish excluding construction tolerances. 2. All materials, dimensions, and drawings are approximate only. 3. Information is subject to change without notice, at developer's absolute discretion. 4. Actual area may vary from the stated area. 5. Drawings not to scale. 6. All images used are for illustrative purposes only and do not represent the actual size, features, specifications, fittings, and furnishings. 7. The developer reserves the right to make revisions / alterations, at it's absolute discretion, without any liability whatsoever.



ADDRESS
RESIDENCES
ZABEEL

DIFC Views


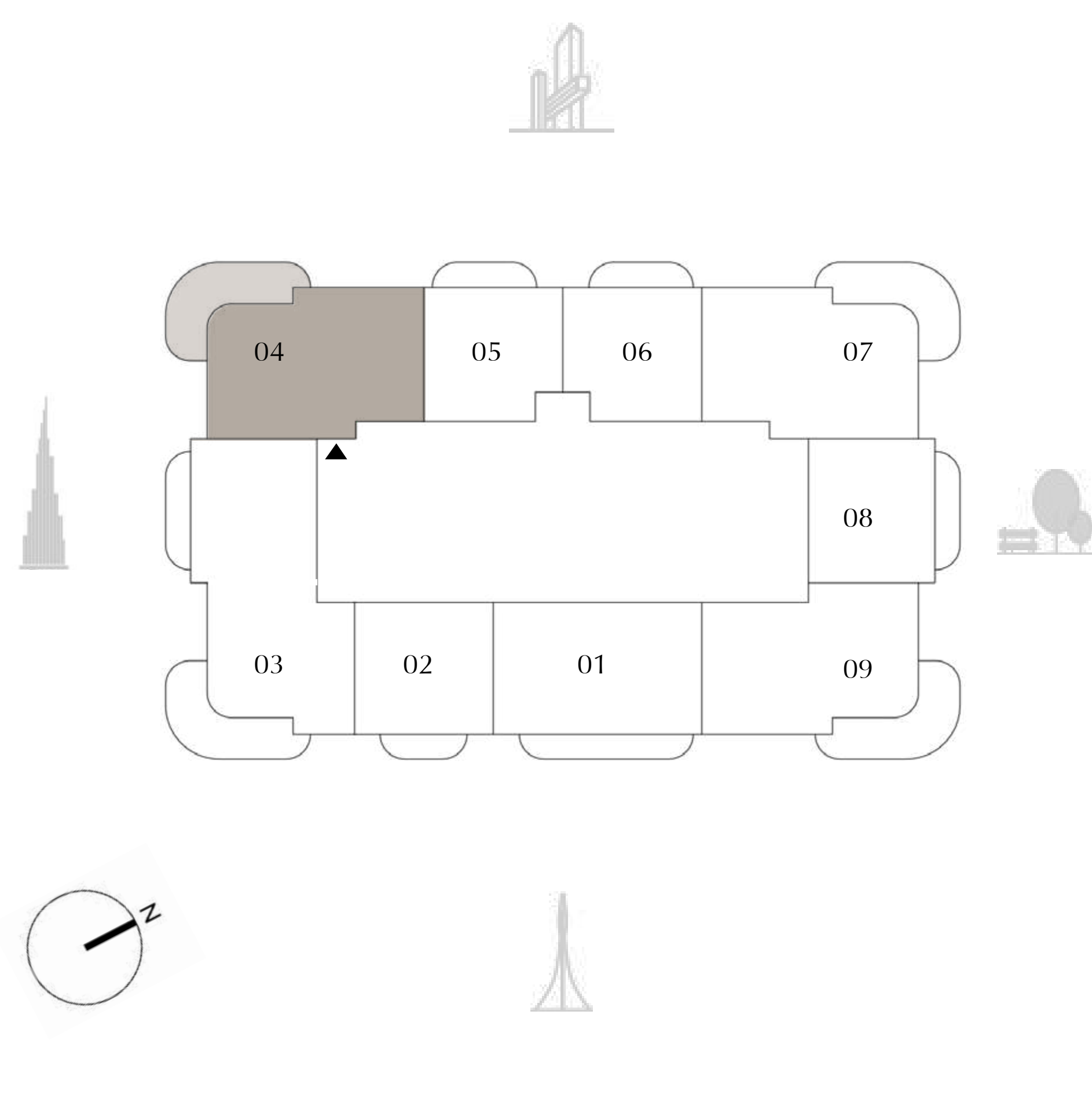
TOWER 1
2 BEDROOM

LEVELS 31 - 49 UNIT 04

SUITE AREA	1,113.10 SQ.FT.	103.41 SQ.M.
BALCONY AREA	293.21 SQ.FT.	27.24 SQ.M.
TOTAL AREA	1,406.31 SQ.FT.	130.65 SQ.M.

KEY PLAN

KEY SECTION



FLOOR PLAN 1. All dimensions are in imperial and metric, and measured from finish to finish excluding construction tolerances. 2. All materials, dimensions, and drawings are approximate only. 3. Information is subject to change without notice, at developer's absolute discretion. 4. Actual area may vary from the stated area. 5. Drawings not to scale. 6. All images used are for illustrative purposes only and do not represent the actual size, features, specifications, fittings, and furnishings. 7. The developer reserves the right to make revisions / alterations, at it's absolute discretion, without any liability whatsoever.



ADDRESS
RESIDENCES
ZABEEL

DIFC Views


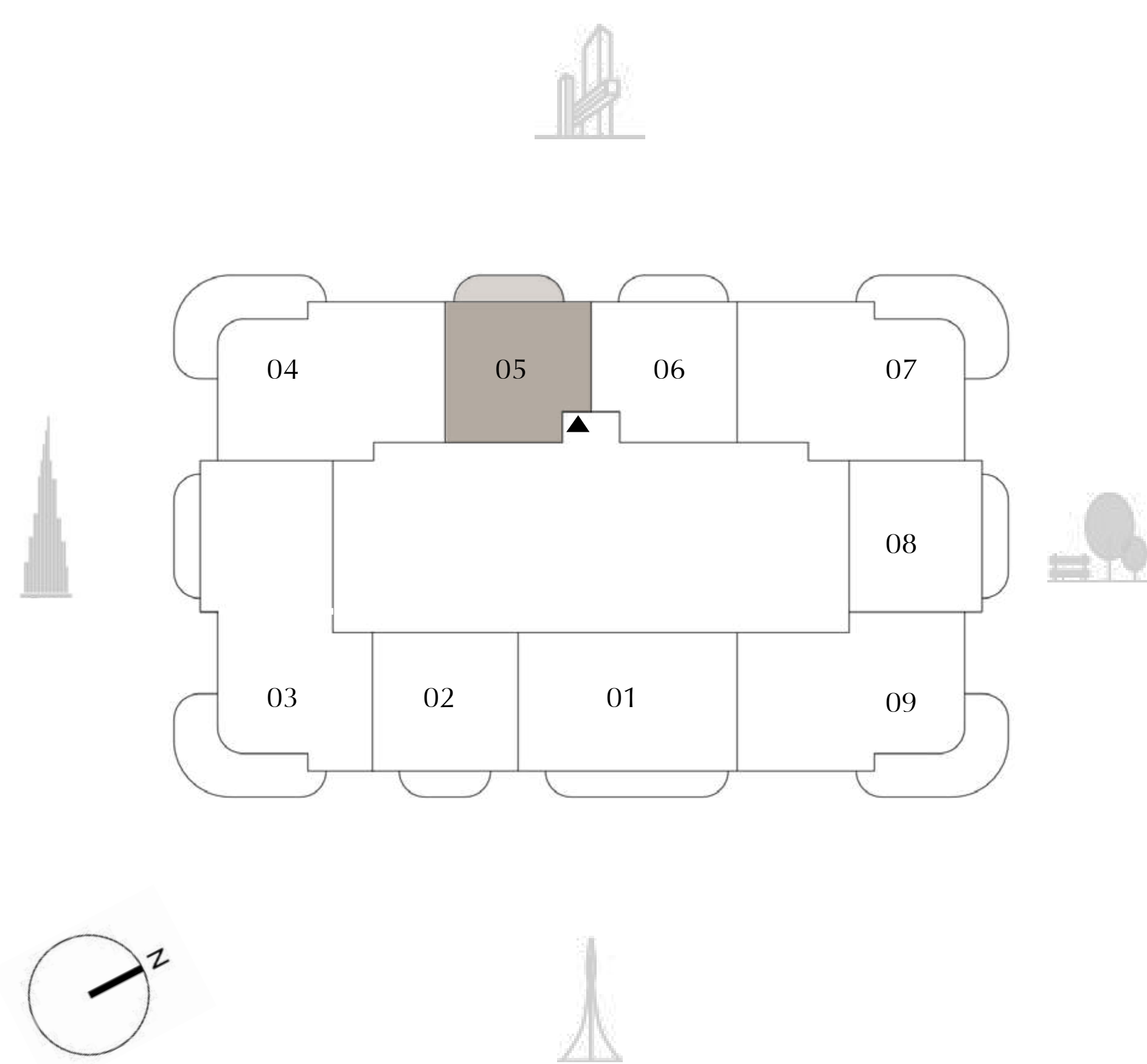
TOWER 1
1 BEDROOM

LEVELS 31 - 49 UNIT 05

SUITE AREA	641.53 SQ.FT.	59.60 SQ.M.
BALCONY AREA	94.83 SQ.FT.	8.81 SQ.M.
TOTAL AREA	736.36 SQ.FT.	68.41 SQ.M.

KEY PLAN

KEY SECTION



FLOOR PLAN 1. All dimensions are in imperial and metric, and measured from finish to finish excluding construction tolerances. 2. All materials, dimensions, and drawings are approximate only. 3. Information is subject to change without notice, at developer's absolute discretion. 4. Actual area may vary from the stated area. 5. Drawings not to scale. 6. All images used are for illustrative purposes only and do not represent the actual size, features, specifications, fittings, and furnishings. 7. The developer reserves the right to make revisions / alterations, at it's absolute discretion, without any liability whatsoever.



ADDRESS
RESIDENCES
ZABEEL

DIFC Views


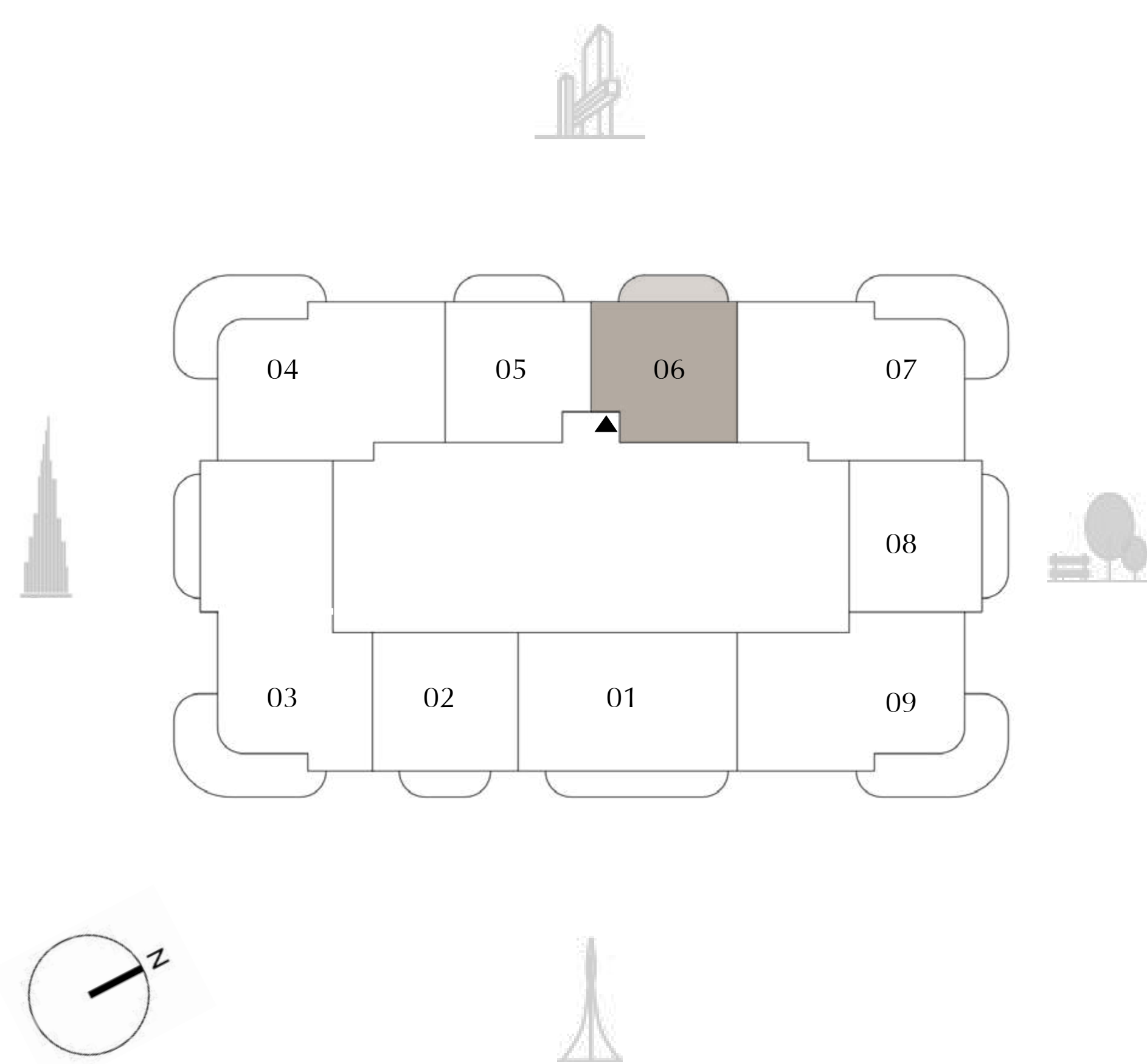
TOWER 1
1 BEDROOM

LEVELS 31 - 49 UNIT 06

SUITE AREA	641.53 SQ.FT.	59.60 SQ.M.
BALCONY AREA	94.83 SQ.FT.	8.81 SQ.M.
TOTAL AREA	736.36 SQ.FT.	68.41 SQ.M.

KEY PLAN

KEY SECTION



FLOOR PLAN 1. All dimensions are in imperial and metric, and measured from finish to finish excluding construction tolerances. 2. All materials, dimensions, and drawings are approximate only. 3. Information is subject to change without notice, at developer's absolute discretion. 4. Actual area may vary from the stated area. 5. Drawings not to scale. 6. All images used are for illustrative purposes only and do not represent the actual size, features, specifications, fittings, and furnishings. 7. The developer reserves the right to make revisions / alterations, at it's absolute discretion, without any liability whatsoever.



ADDRESS
RESIDENCES
ZABEEL

DIFC Views

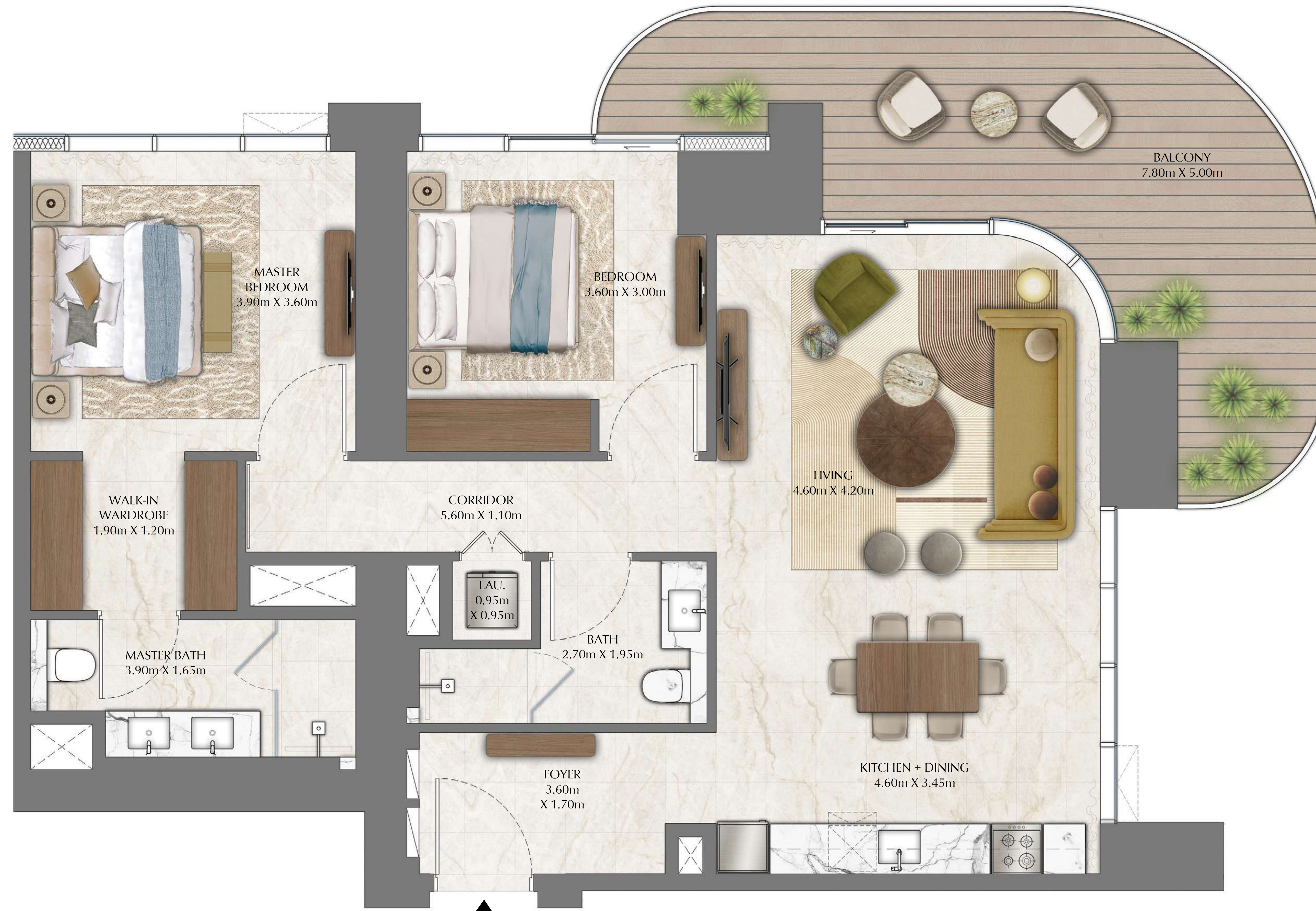

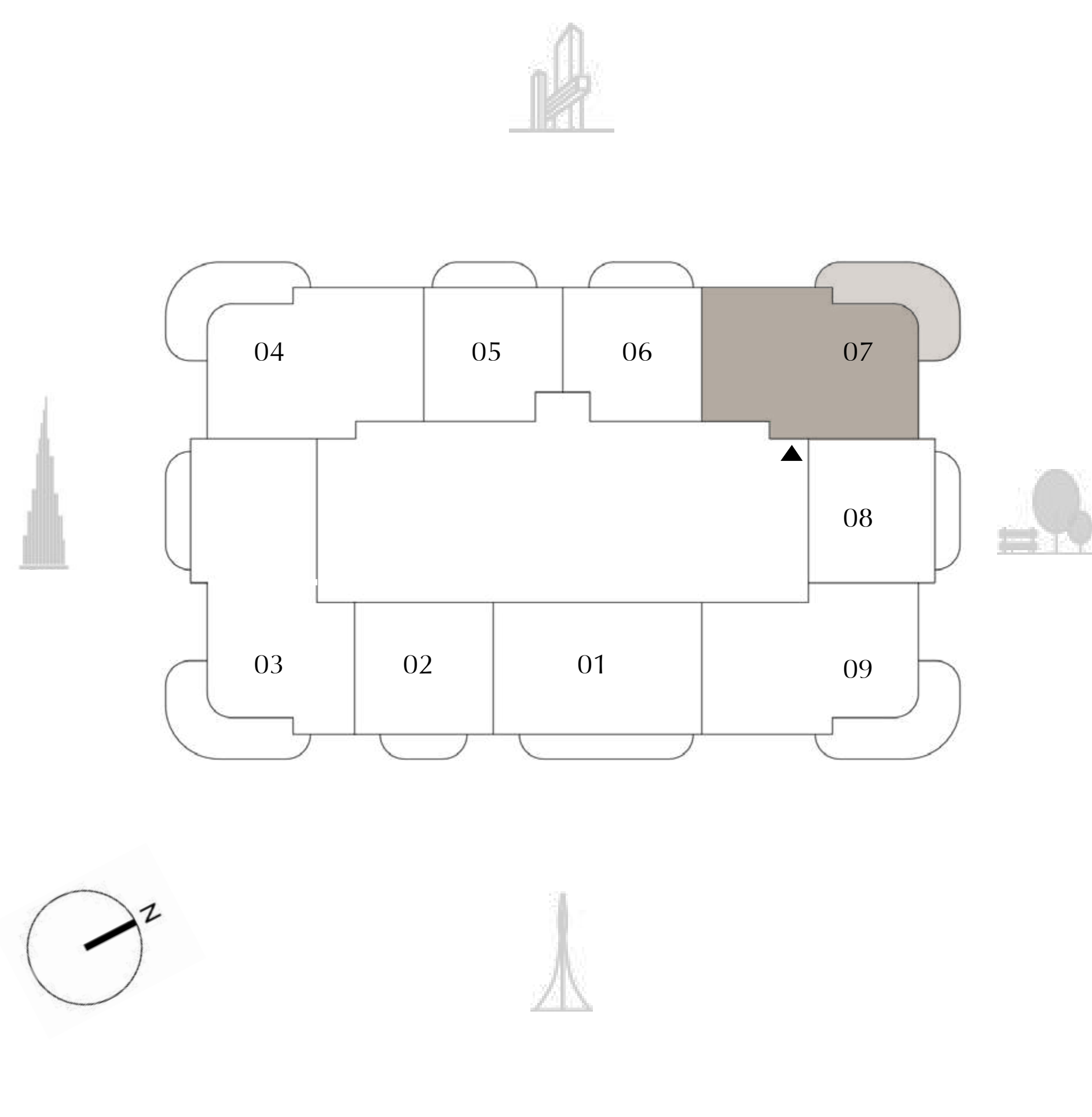
TOWER 1
2 BEDROOM

LEVELS 31 - 49 UNIT 07

SUITE AREA	1,113.74 SQ.FT.	103.47 SQ.M.
BALCONY AREA	293.21 SQ.FT.	27.24 SQ.M.
TOTAL AREA	1,406.95 SQ.FT.	130.71 SQ.M.

KEY PLAN

KEY SECTION



FLOOR PLAN 1. All dimensions are in imperial and metric, and measured from finish to finish excluding construction tolerances. 2. All materials, dimensions, and drawings are approximate only. 3. Information is subject to change without notice, at developer's absolute discretion. 4. Actual area may vary from the stated area. 5. Drawings not to scale. 6. All images used are for illustrative purposes only and do not represent the actual size, features, specifications, fittings, and furnishings. 7. The developer reserves the right to make revisions / alterations, at it's absolute discretion, without any liability whatsoever.



ADDRESS
RESIDENCES
ZABEEL

DIFC Views

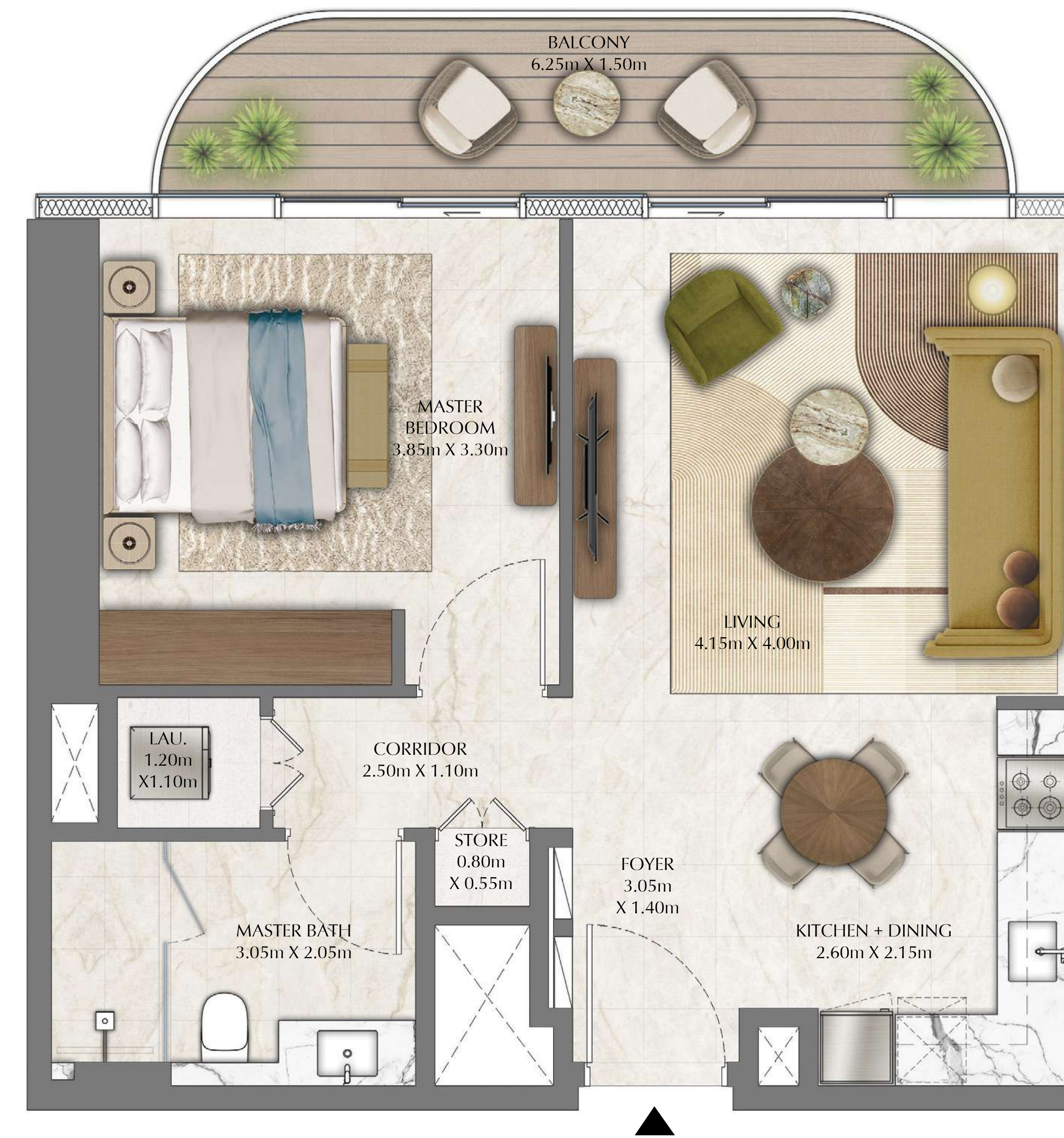

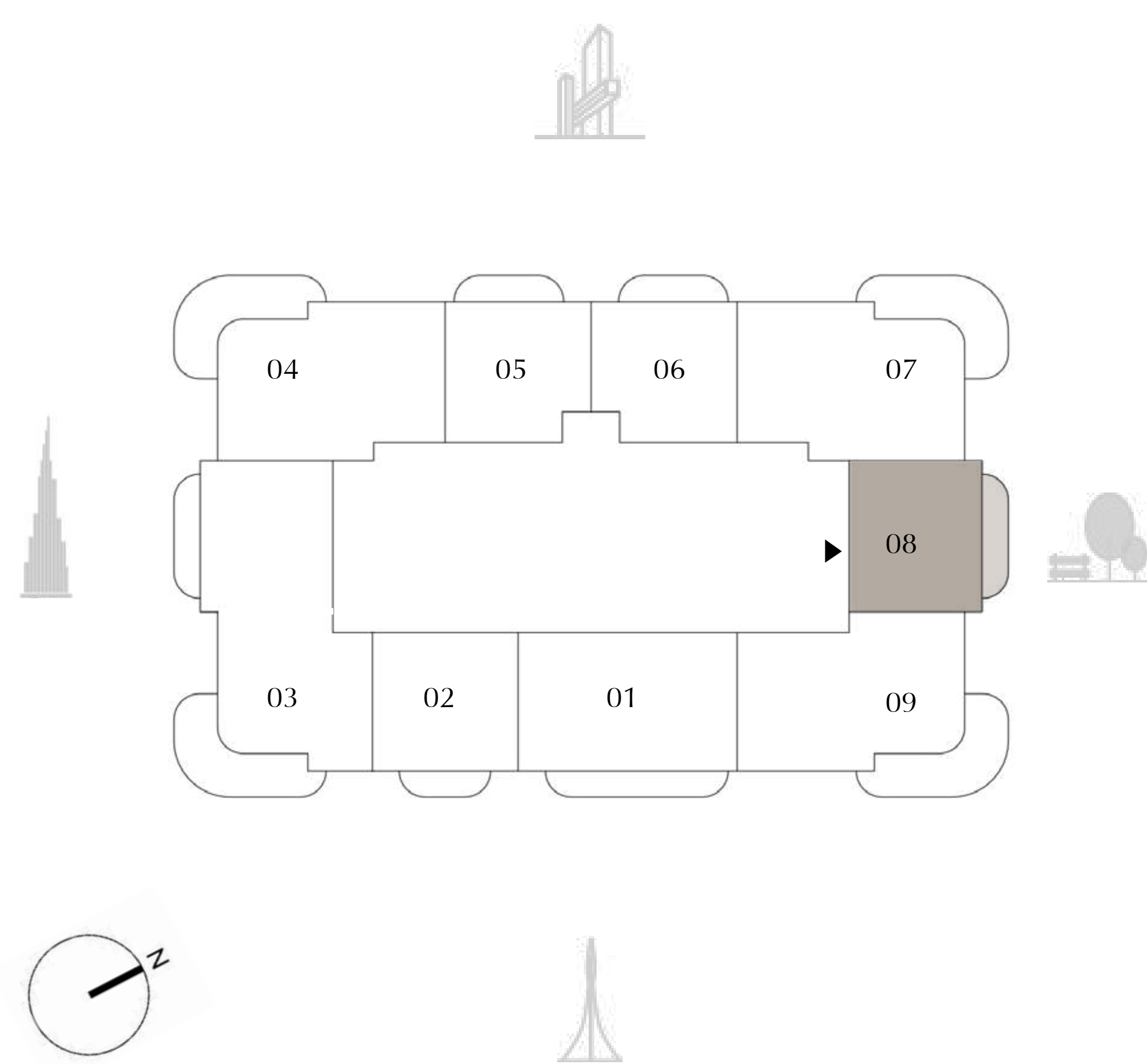
TOWER 1
1 BEDROOM

LEVELS 31 - 49 UNIT 08

SUITE AREA	671.88 SQ.FT.	62.42 SQ.M.
BALCONY AREA	108.50 SQ.FT.	10.08 SQ.M.
TOTAL AREA	780.38 SQ.FT.	72.50 SQ.M.

KEY PLAN

KEY SECTION



FLOOR PLAN 1. All dimensions are in imperial and metric, and measured from finish to finish excluding construction tolerances. 2. All materials, dimensions, and drawings are approximate only. 3. Information is subject to change without notice, at developer's absolute discretion. 4. Actual area may vary from the stated area. 5. Drawings not to scale. 6. All images used are for illustrative purposes only and do not represent the actual size, features, specifications, fittings, and furnishings. 7. The developer reserves the right to make revisions / alterations, at it's absolute discretion, without any liability whatsoever.



ADDRESS
RESIDENCES
ZABEEL

DIFC Views


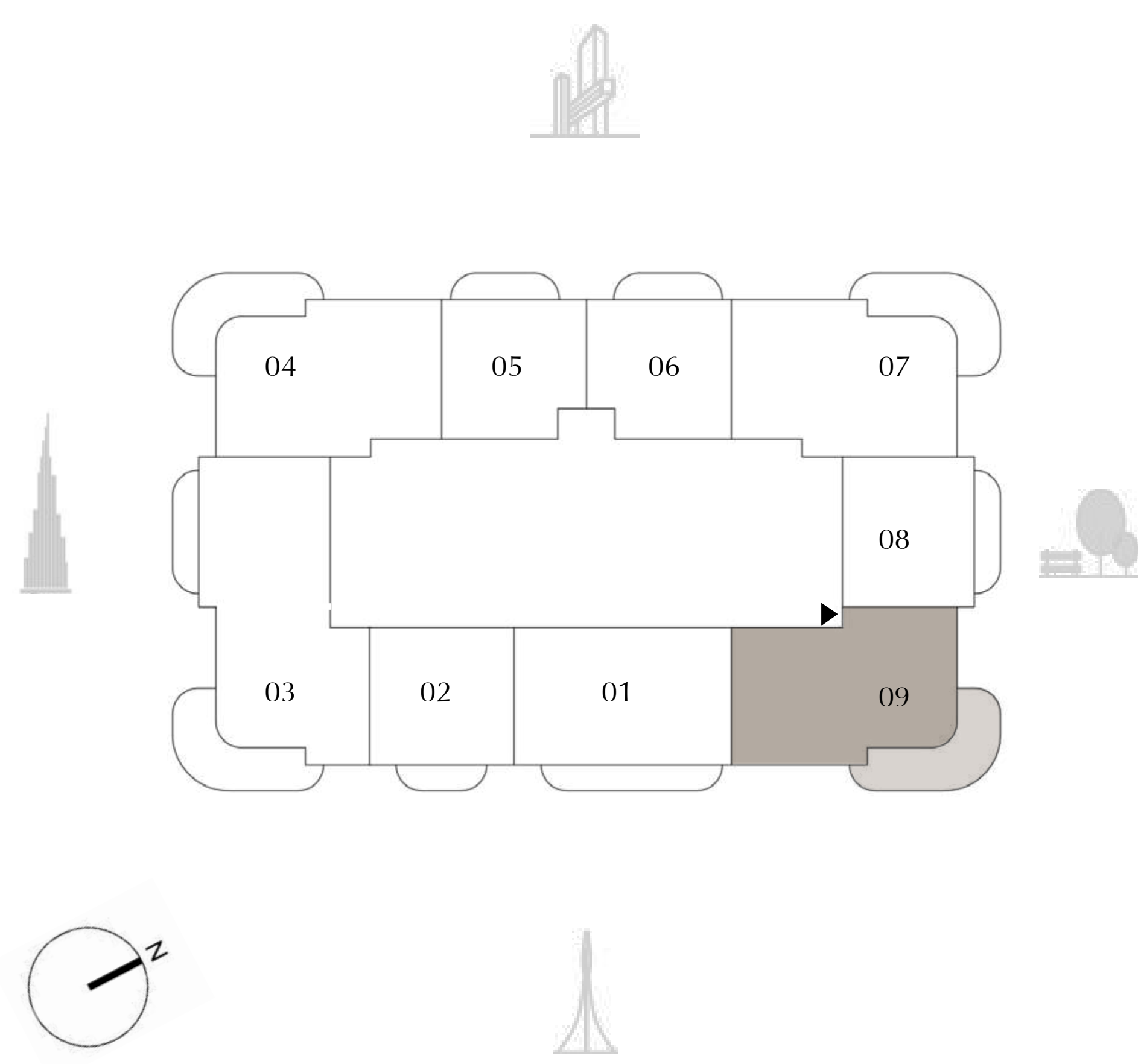
TOWER 1
2 BEDROOM

LEVELS 31 - 49 UNIT 09


SUITE AREA	1,096.41 SQ.FT.	101.86 SQ.M.
BALCONY AREA	293.21 SQ.FT.	27.24 SQ.M.
TOTAL AREA	1,389.62 SQ.FT.	129.10 SQ.M.

KEY PLAN

KEY SECTION



FLOOR PLAN 1. All dimensions are in imperial and metric, and measured from finish to finish excluding construction tolerances. 2. All materials, dimensions, and drawings are approximate only. 3. Information is subject to change without notice, at developer's absolute discretion. 4. Actual area may vary from the stated area. 5. Drawings not to scale. 6. All images used are for illustrative purposes only and do not represent the actual size, features, specifications, fittings, and furnishings. 7. The developer reserves the right to make revisions / alterations, at it's absolute discretion, without any liability whatsoever.



ADDRESS
RESIDENCES
ZABEEL

DIFC Views

Floor Plans – Tower 2



ADDRESS
RESIDENCES
ZABEEL

DIFC Views


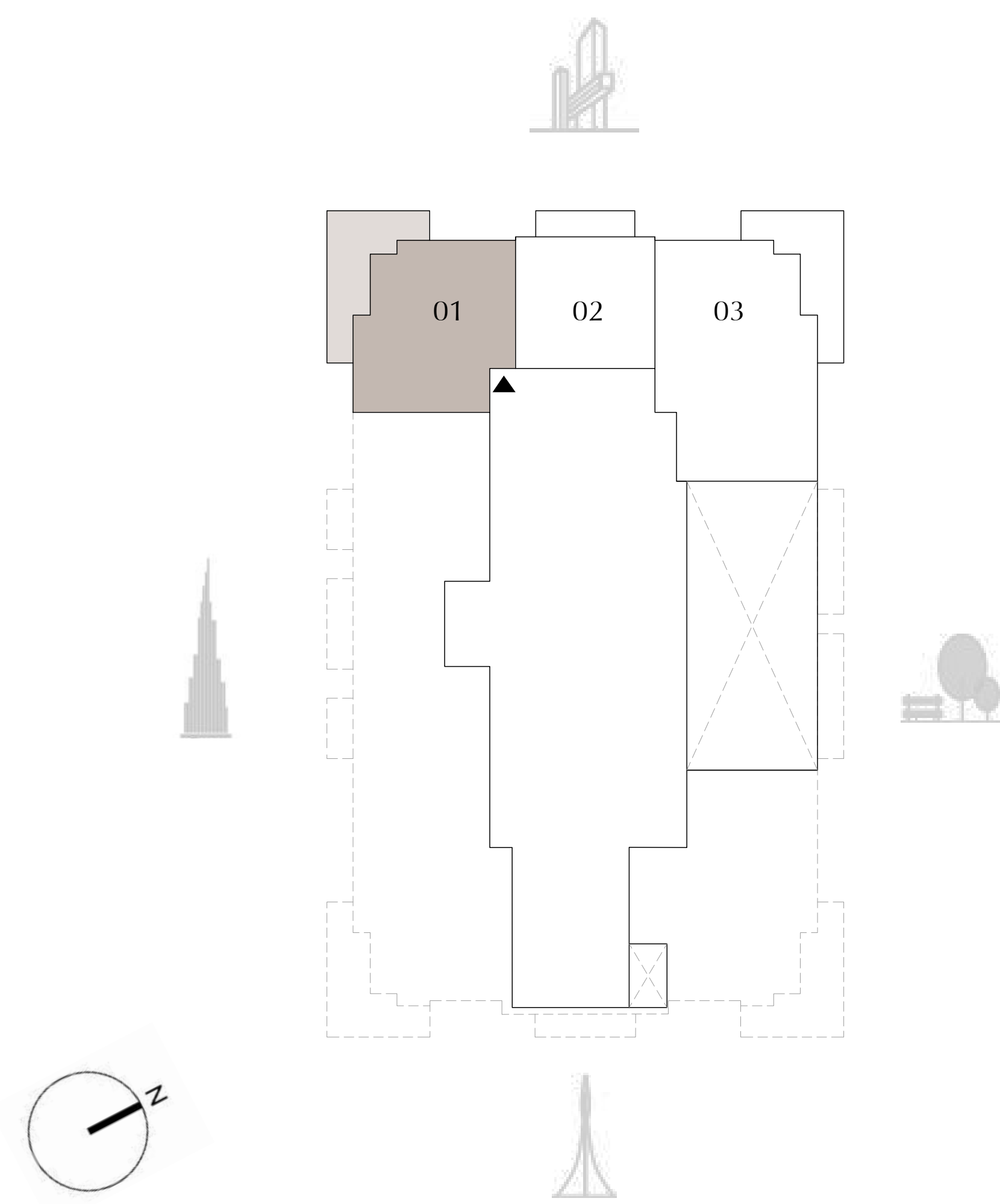
TOWER 2
1 BEDROOM

PODIUM LEVEL 1 UNIT 01

SUITE AREA	768.87 SQ.FT.	71.43 SQ.M.
BALCONY AREA	320.33 SQ.FT.	29.76 SQ.M.
TOTAL AREA	1,089.20 SQ.FT.	101.19 SQ.M.

KEY PLAN

KEY SECTION





ADDRESS
RESIDENCES
ZABEEL

DIFC Views


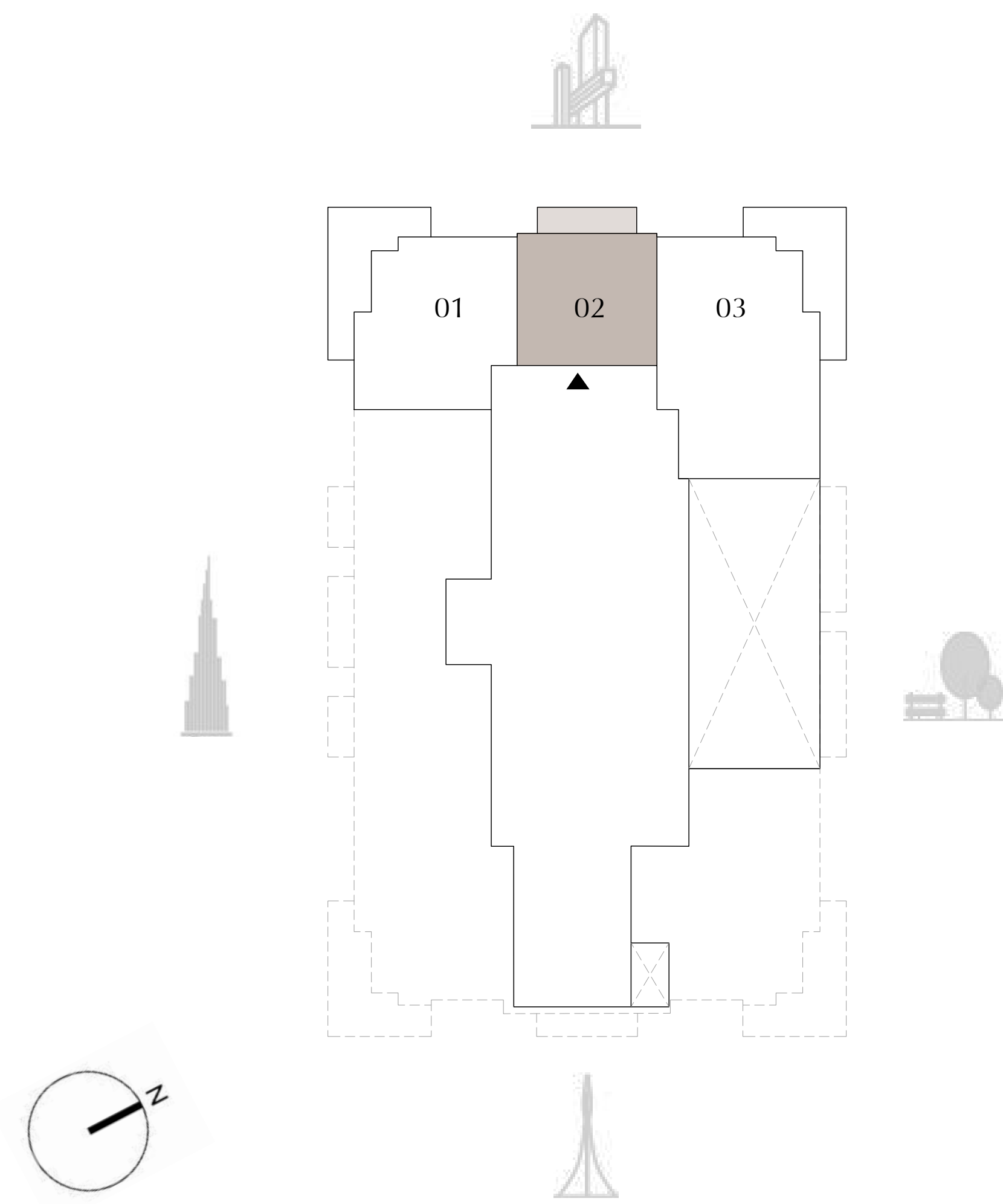
TOWER 2
1 BEDROOM

PODIUM LEVEL 1 UNIT 02

SUITE AREA	669.41 SQ.FT.	62.19 SQ.M.
BALCONY AREA	94.40 SQ.FT.	8.77 SQ.M.
TOTAL AREA	763.81 SQ.FT.	70.96 SQ.M.

KEY PLAN

KEY SECTION





ADDRESS
RESIDENCES
ZABEEL

DIFC Views


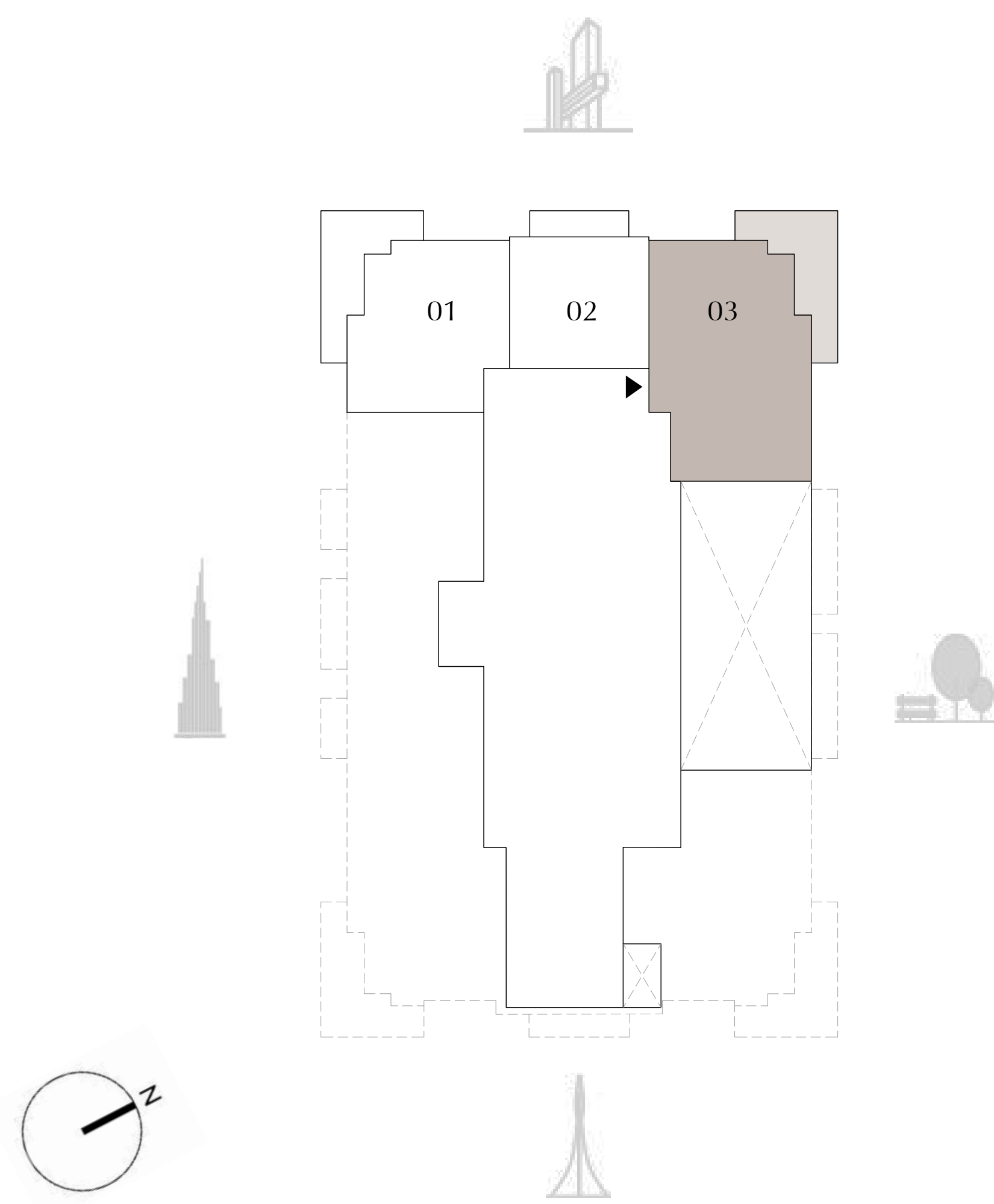
TOWER 2
2 BEDROOM

PODIUM LEVEL 1 UNIT 03

SUITE AREA	1,140.76 SQ.FT.	105.98 SQ.M.
BALCONY AREA	320.33 SQ.FT.	29.76 SQ.M.
TOTAL AREA	1,461.09 SQ.FT.	135.74 SQ.M.

KEY PLAN

KEY SECTION





**ADDRESS
RESIDENCES
ZABEEL**

DIFC Views


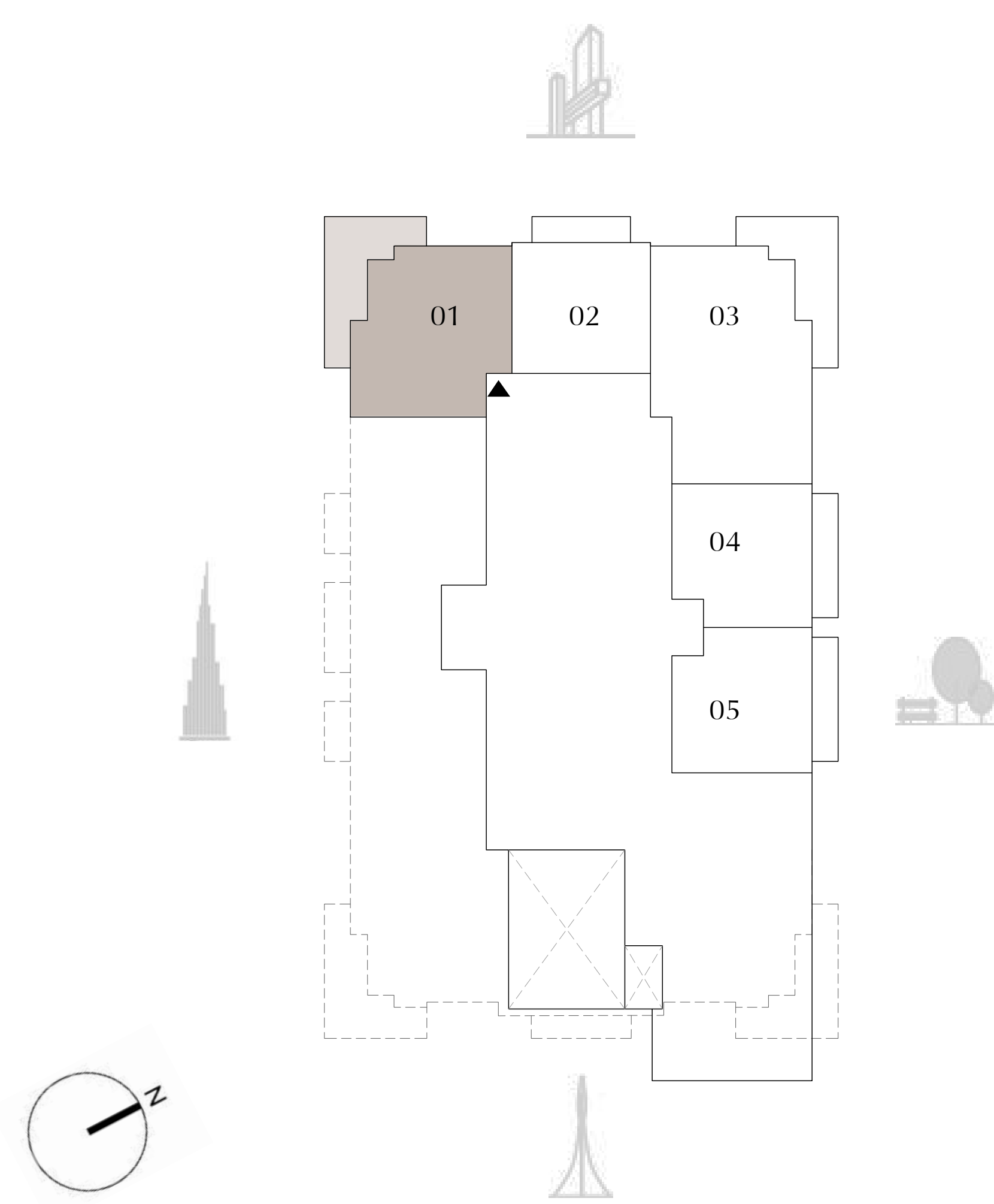
**TOWER 2
1 BEDROOM**

PODIUM LEVEL 2 UNIT 01

SUITE AREA	768.87 SQ.FT.	71.43 SQ.M.
BALCONY AREA	320.33 SQ.FT.	29.76 SQ.M.
TOTAL AREA	1,089.20 SQ.FT.	101.19 SQ.M.

KEY PLAN

KEY SECTION



FLOOR PLAN 1. All dimensions are in imperial and metric, and measured from finish to finish excluding construction tolerances. 2. All materials, dimensions, and drawings are approximate only. 3. Information is subject to change without notice, at developer's absolute discretion. 4. Actual area may vary from the stated area. 5. Drawings not to scale. 6. All images used are for illustrative purposes only and do not represent the actual size, features, specifications, fittings, and furnishings. 7. The developer reserves the right to make revisions / alterations, at it's absolute discretion, without any liability whatsoever.



ADDRESS
RESIDENCES
ZABEEL

DIFC Views

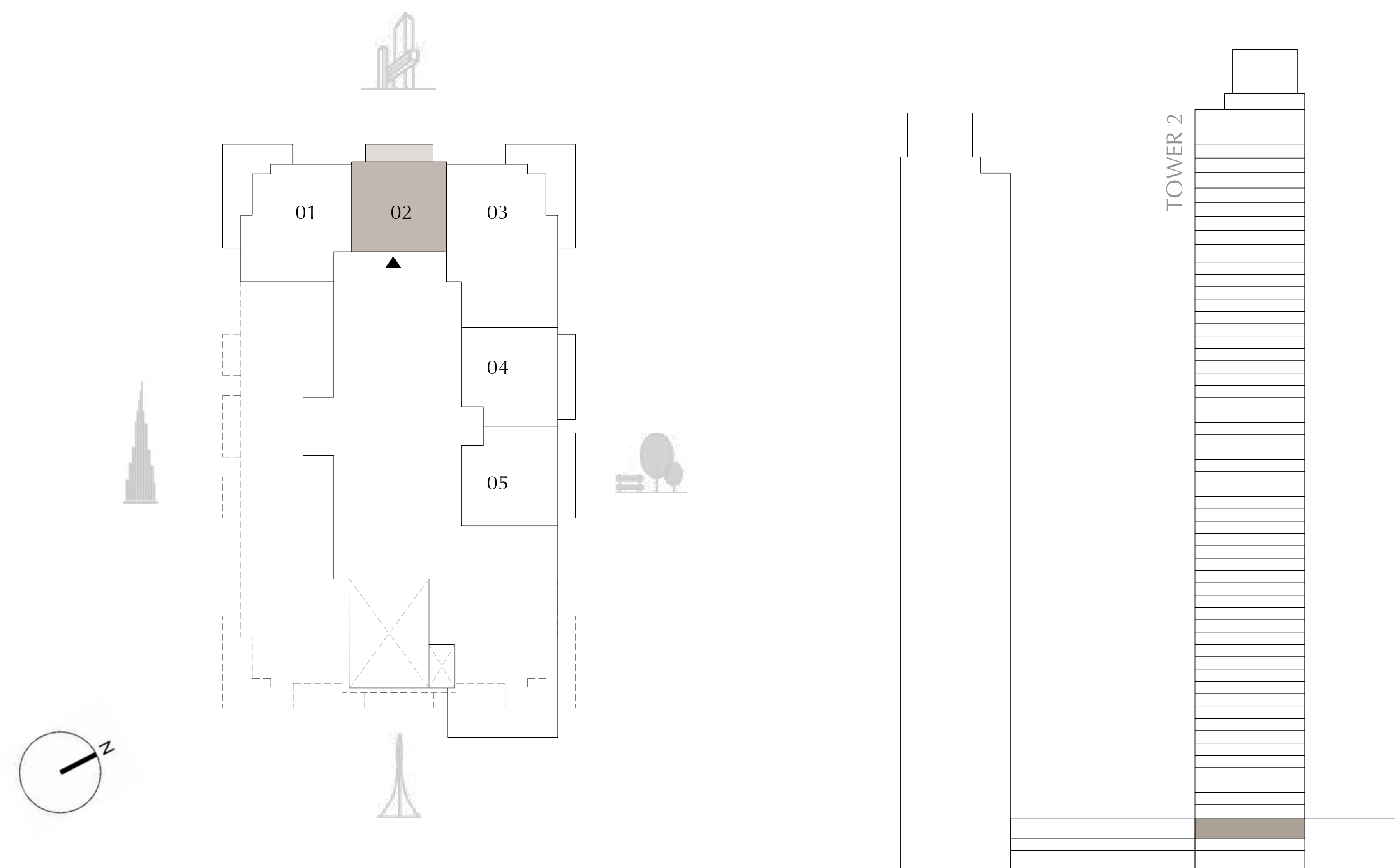
TOWER 2
1 BEDROOM

PODIUM LEVEL 2 UNIT 02

SUITE AREA	669.41 SQ.FT.	62.19 SQ.M.
BALCONY AREA	94.40 SQ.FT.	8.77 SQ.M.
TOTAL AREA	763.81 SQ.FT.	70.96 SQ.M.

KEY PLAN

KEY SECTION



FLOOR PLAN 1. All dimensions are in imperial and metric, and measured from finish to finish excluding construction tolerances. 2. All materials, dimensions, and drawings are approximate only. 3. Information is subject to change without notice, at developer's absolute discretion. 4. Actual area may vary from the stated area. 5. Drawings not to scale. 6. All images used are for illustrative purposes only and do not represent the actual size, features, specifications, fittings, and furnishings. 7. The developer reserves the right to make revisions / alterations, at it's absolute discretion, without any liability whatsoever.



ADDRESS
RESIDENCES
ZABEEL

DIFC Views


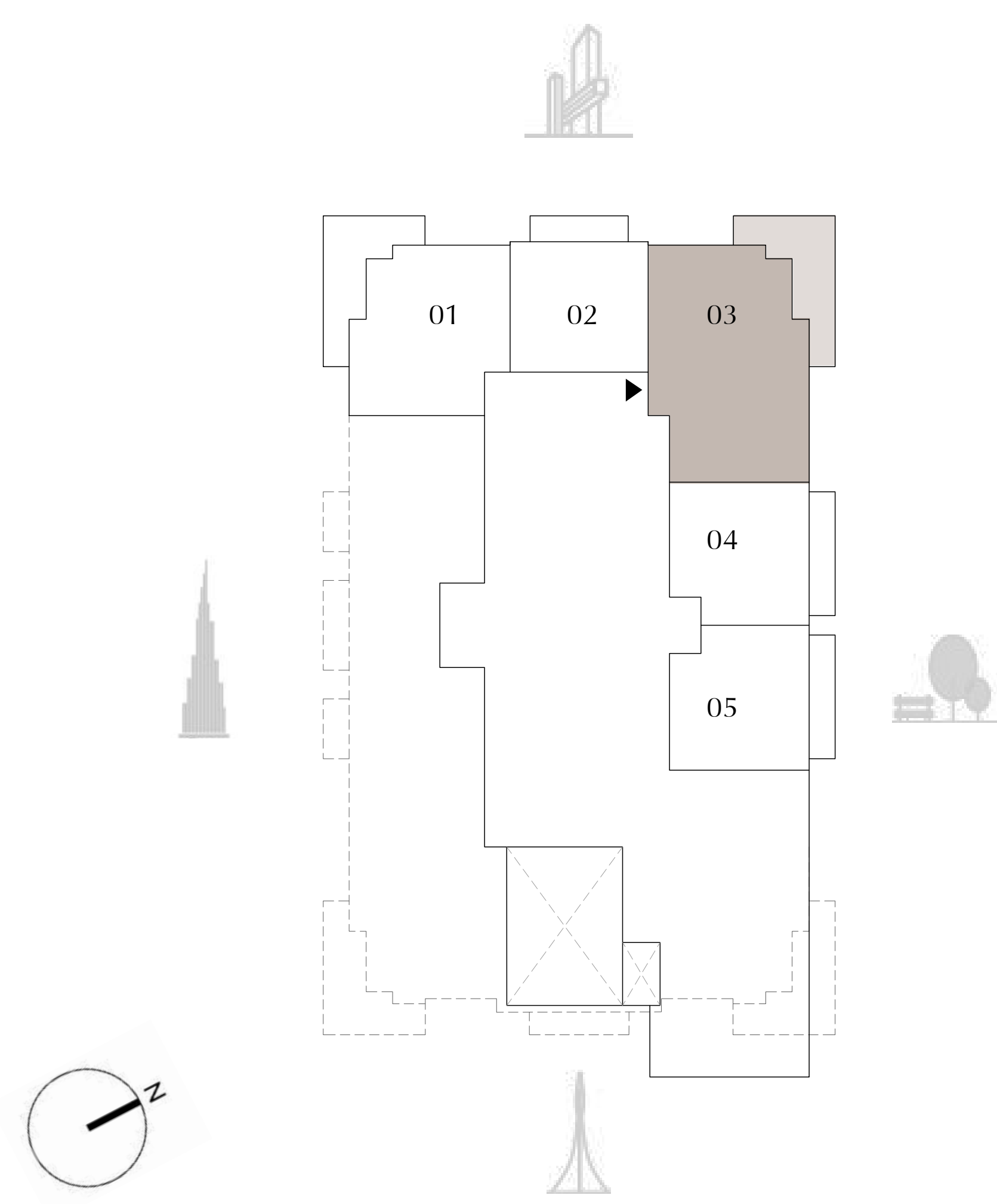
TOWER 2
2 BEDROOM

PODIUM LEVEL 2 UNIT 03

SUITE AREA	1,140.76 SQ.FT.	105.98 SQ.M.
BALCONY AREA	320.33 SQ.FT.	29.76 SQ.M.
TOTAL AREA	1,461.09 SQ.FT.	135.74 SQ.M.

KEY PLAN

KEY SECTION



FLOOR PLAN 1. All dimensions are in imperial and metric, and measured from finish to finish excluding construction tolerances. 2. All materials, dimensions, and drawings are approximate only. 3. Information is subject to change without notice, at developer's absolute discretion. 4. Actual area may vary from the stated area. 5. Drawings not to scale. 6. All images used are for illustrative purposes only and do not represent the actual size, features, specifications, fittings, and furnishings. 7. The developer reserves the right to make revisions / alterations, at it's absolute discretion, without any liability whatsoever.



ADDRESS
RESIDENCES
ZABEEL

DIFC Views

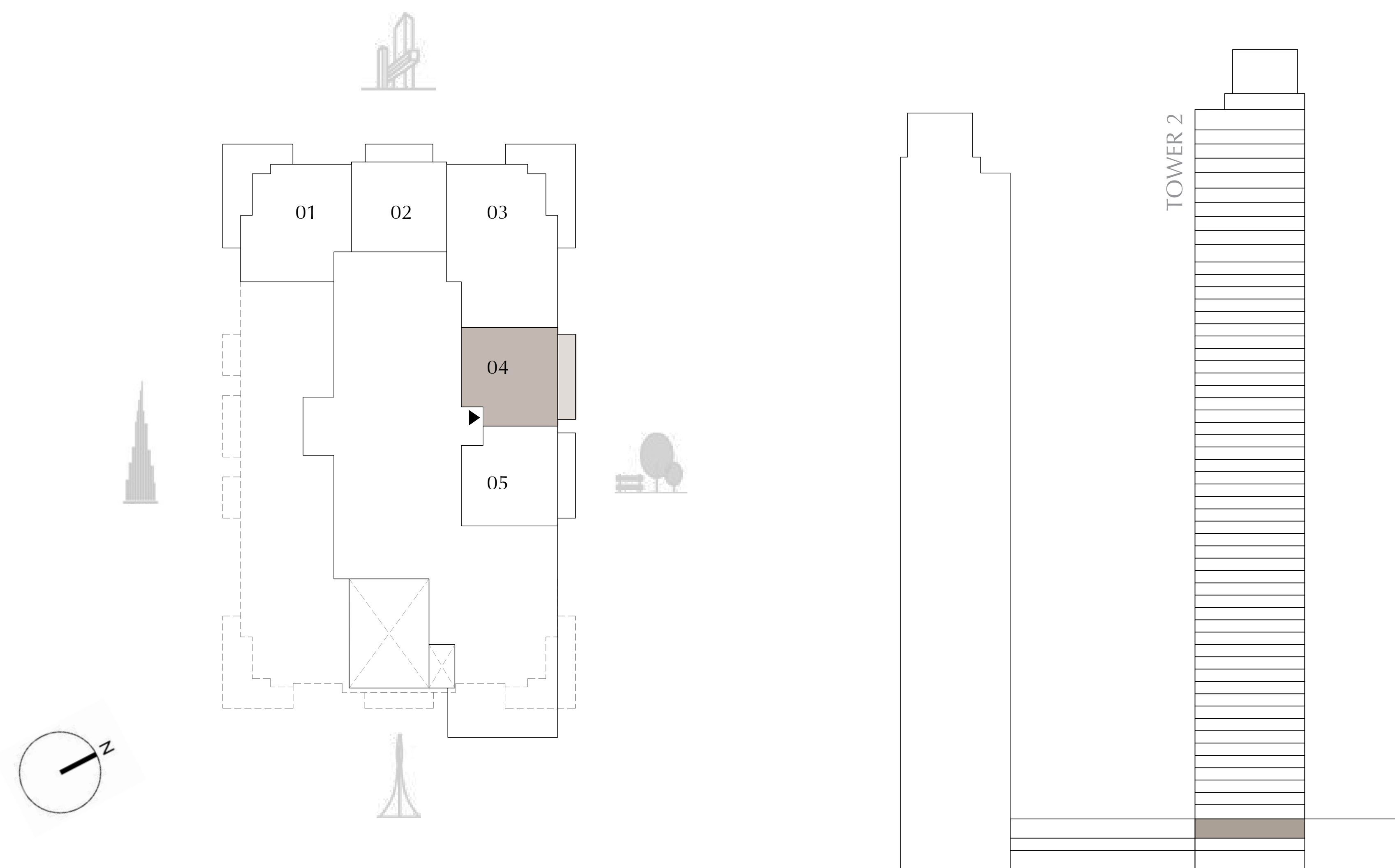
TOWER 2
1 BEDROOM

PODIUM LEVEL 2 UNIT 04

SUITE AREA	645.73 SQ.FT.	59.99 SQ.M.
BALCONY AREA	118.94 SQ.FT.	11.05 SQ.M.
TOTAL AREA	764.67 SQ.FT.	71.04 SQ.M.

KEY PLAN

KEY SECTION



FLOOR PLAN 1. All dimensions are in imperial and metric, and measured from finish to finish excluding construction tolerances. 2. All materials, dimensions, and drawings are approximate only. 3. Information is subject to change without notice, at developer's absolute discretion. 4. Actual area may vary from the stated area. 5. Drawings not to scale. 6. All images used are for illustrative purposes only and do not represent the actual size, features, specifications, fittings, and furnishings. 7. The developer reserves the right to make revisions / alterations, at it's absolute discretion, without any liability whatsoever.



ADDRESS
RESIDENCES
ZABEEL

DIFC Views

TOWER 2
1 BEDROOM

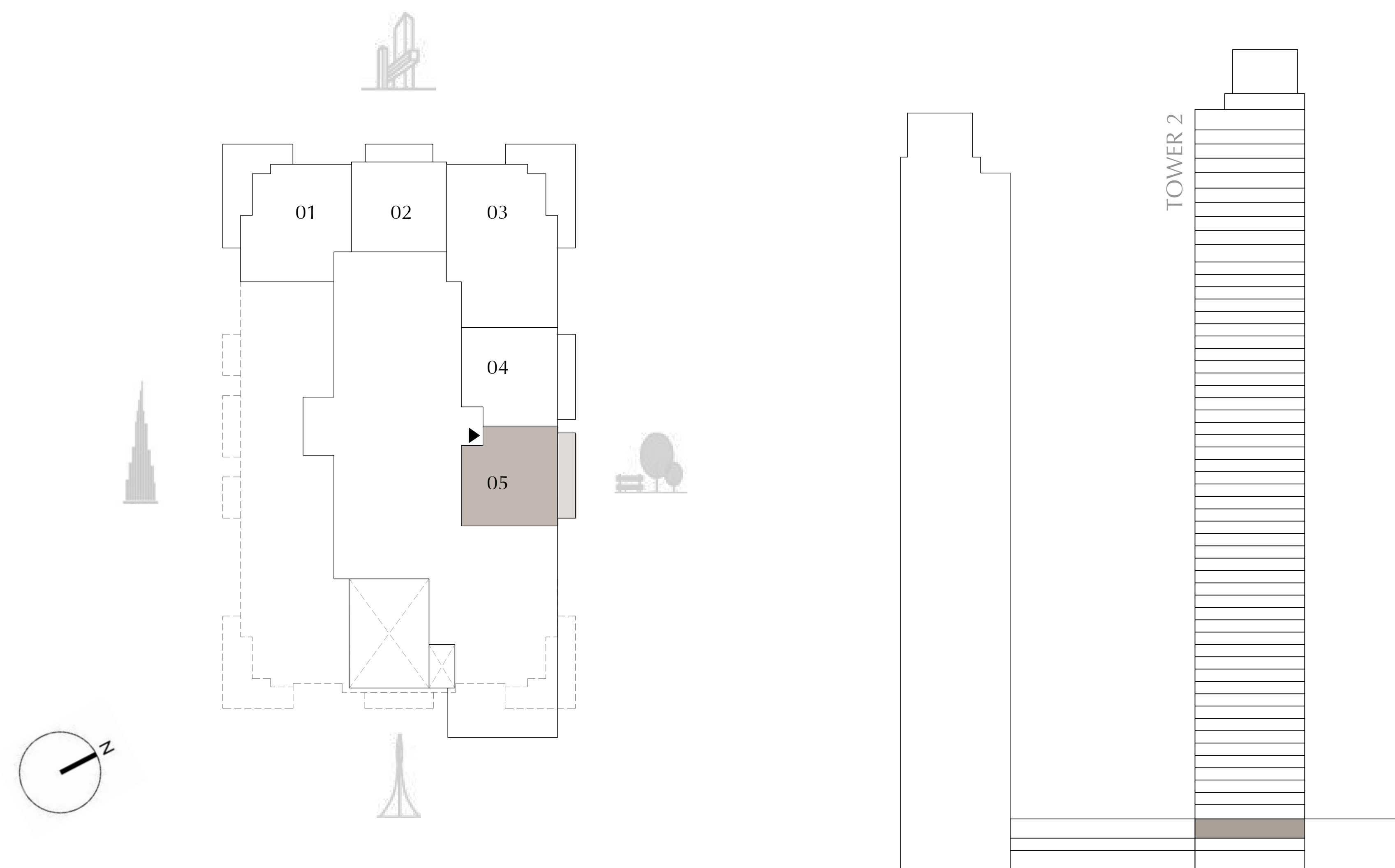
PODIUM LEVEL 2 UNIT 05

SUITE AREA	645.83 SQ.FT.	60.00 SQ.M.
BALCONY AREA	118.94 SQ.FT.	11.05 SQ.M.
TOTAL AREA	764.77 SQ.FT.	71.05 SQ.M.



KEY PLAN

KEY SECTION



FLOOR PLAN 1. All dimensions are in imperial and metric, and measured from finish to finish excluding construction tolerances. 2. All materials, dimensions, and drawings are approximate only. 3. Information is subject to change without notice, at developer's absolute discretion. 4. Actual area may vary from the stated area. 5. Drawings not to scale. 6. All images used are for illustrative purposes only and do not represent the actual size, features, specifications, fittings, and furnishings. 7. The developer reserves the right to make revisions / alterations, at it's absolute discretion, without any liability whatsoever.

**ADDRESS
RESIDENCES
ZABEEL**

DIFC Views


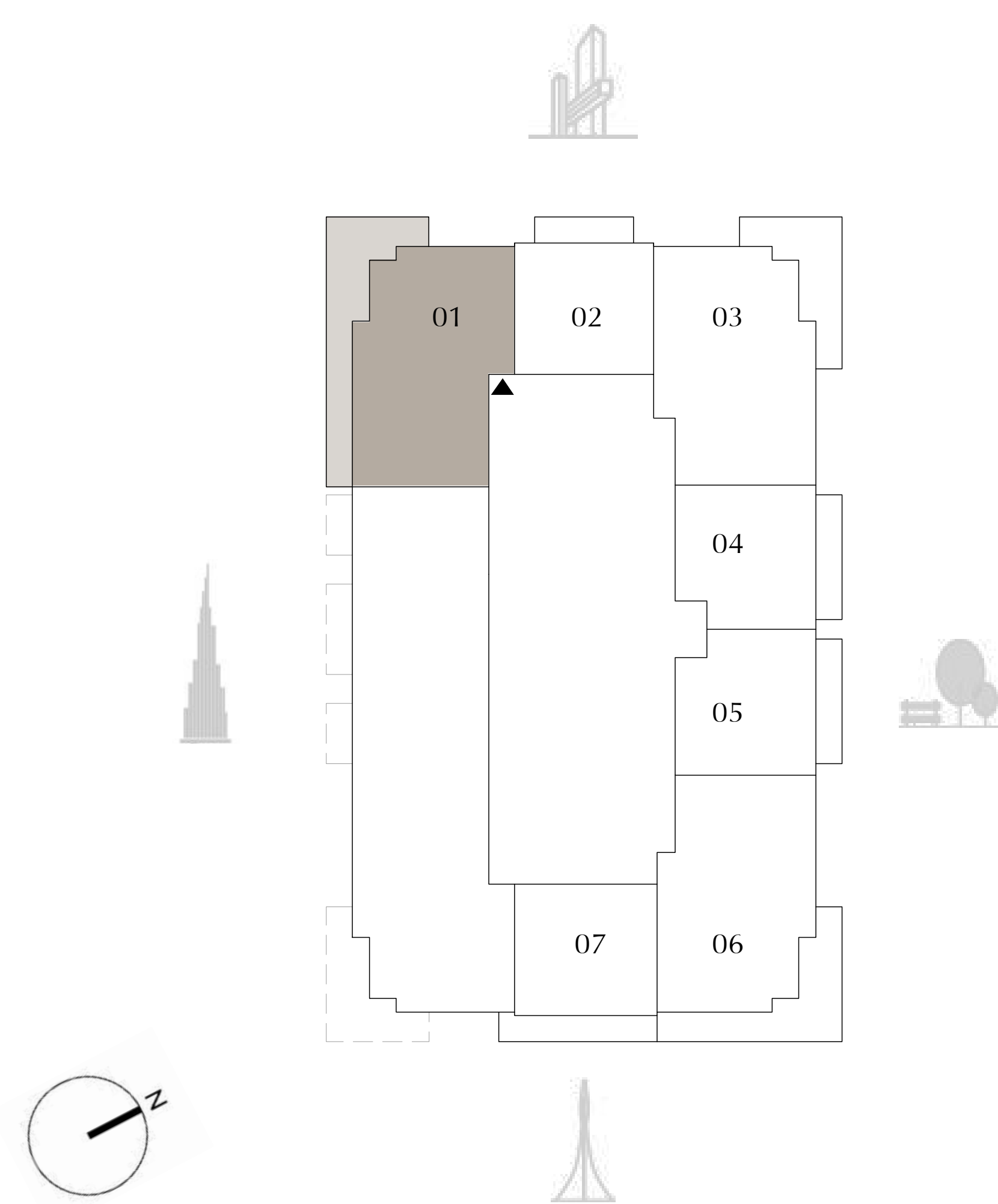
**TOWER 2
2 BEDROOM**

PODIUM LEVEL 3 UNIT 01

SUITE AREA	1,119.98 SQ.FT.	104.05 SQ.M.
BALCONY AREA	432.28 SQ.FT.	40.16 SQ.M.
TOTAL AREA	1,552.26 SQ.FT.	144.21 SQ.M.

KEY PLAN

KEY SECTION



FLOOR PLAN 1. All dimensions are in imperial and metric, and measured from finish to finish excluding construction tolerances. 2. All materials, dimensions, and drawings are approximate only. 3. Information is subject to change without notice, at developer's absolute discretion. 4. Actual area may vary from the stated area. 5. Drawings not to scale. 6. All images used are for illustrative purposes only and do not represent the actual size, features, specifications, fittings, and furnishings. 7. The developer reserves the right to make revisions / alterations, at it's absolute discretion, without any liability whatsoever.



ADDRESS
RESIDENCES
ZABEEL

DIFC Views

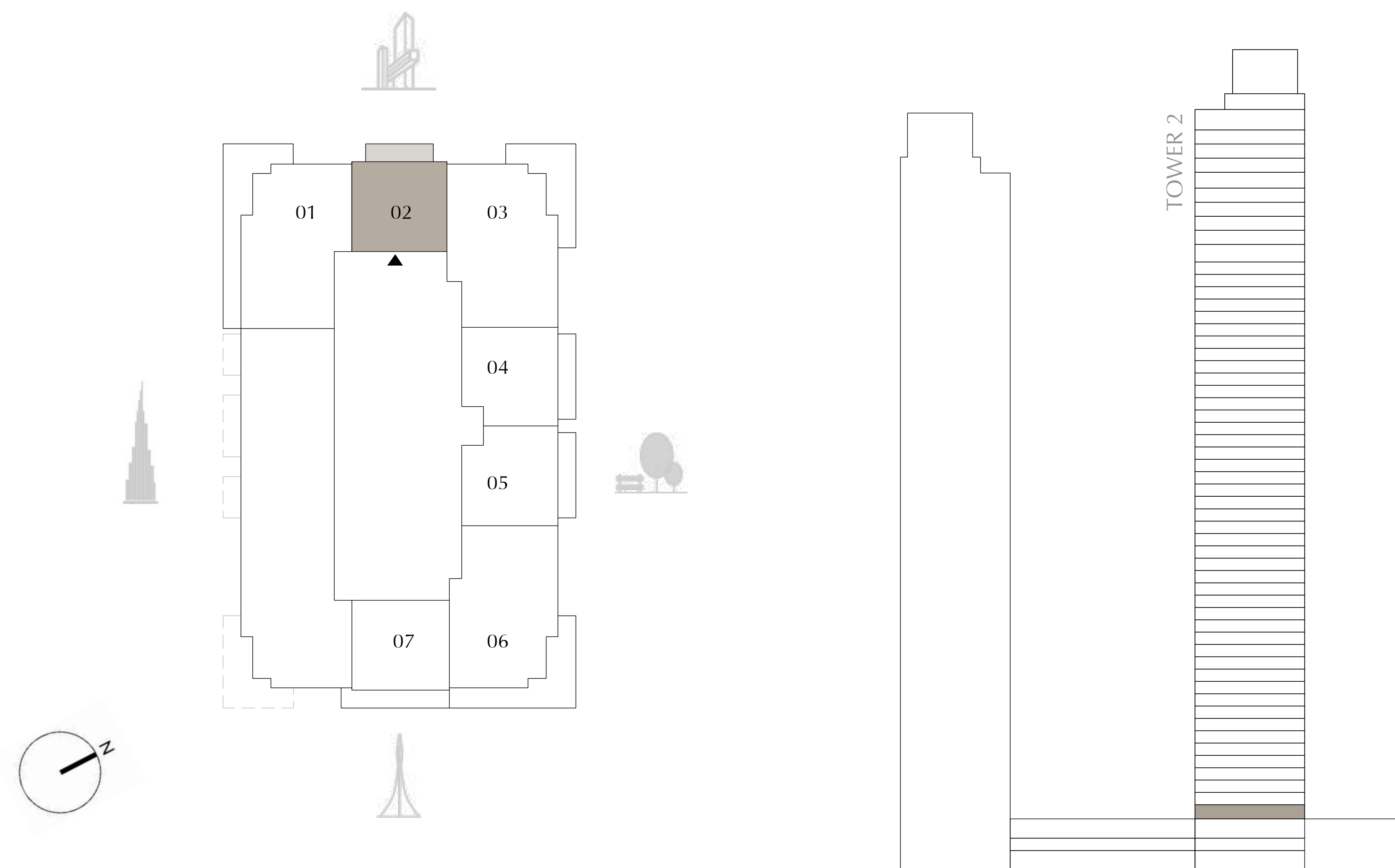
TOWER 2
1 BEDROOM

PODIUM LEVEL 3 UNIT 02

SUITE AREA	669.41 SQ.FT.	62.19 SQ.M.
BALCONY AREA	94.40 SQ.FT.	8.77 SQ.M.
TOTAL AREA	763.81 SQ.FT.	70.96 SQ.M.

KEY PLAN

KEY SECTION



FLOOR PLAN 1. All dimensions are in imperial and metric, and measured from finish to finish excluding construction tolerances. 2. All materials, dimensions, and drawings are approximate only. 3. Information is subject to change without notice, at developer's absolute discretion. 4. Actual area may vary from the stated area. 5. Drawings not to scale. 6. All images used are for illustrative purposes only and do not represent the actual size, features, specifications, fittings, and furnishings. 7. The developer reserves the right to make revisions / alterations, at it's absolute discretion, without any liability whatsoever.



ADDRESS
RESIDENCES
ZABEEL

DIFC Views


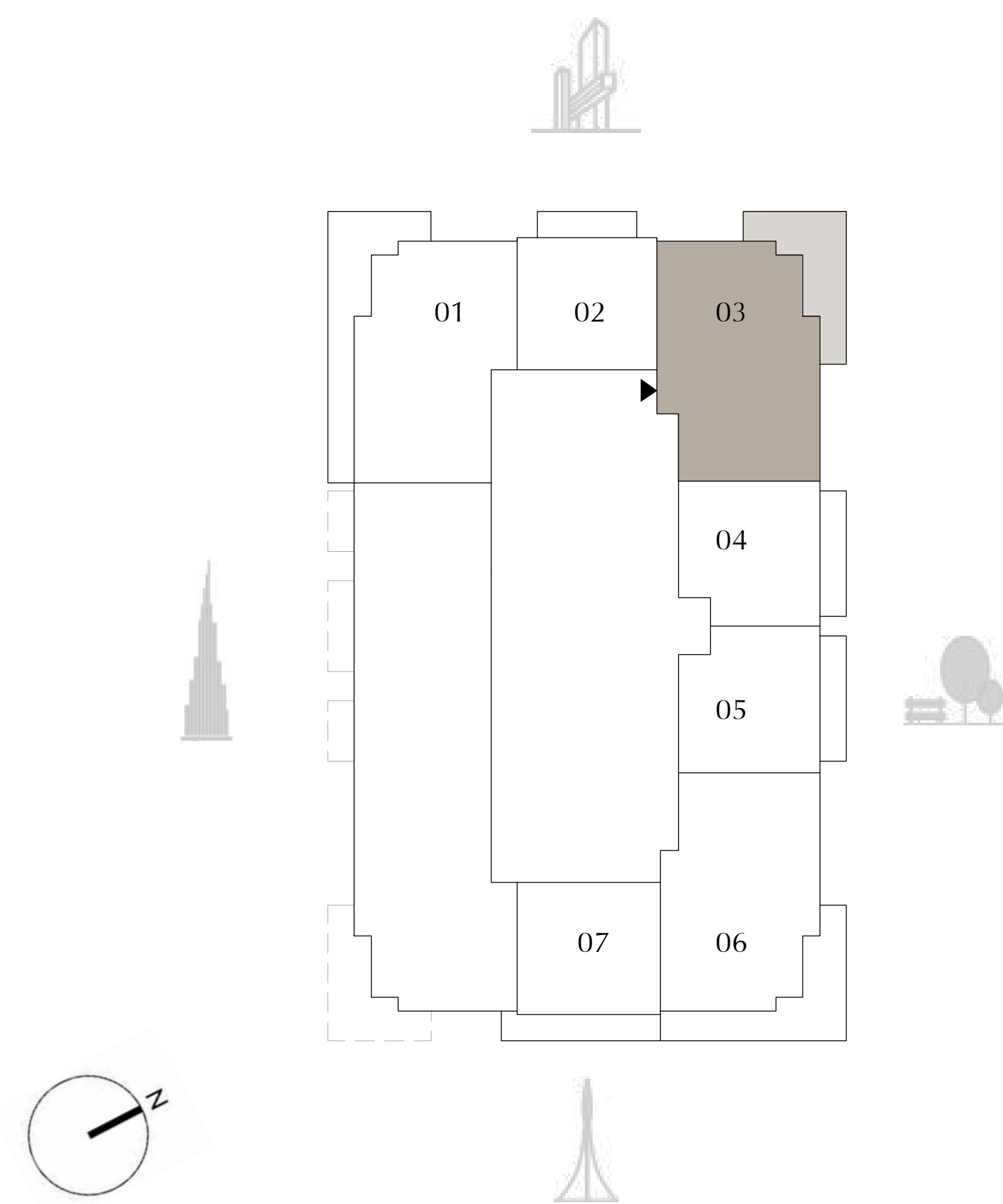
TOWER 2
2 BEDROOM

PODIUM LEVEL 3 UNIT 03

SUITE AREA	1,140.76 SQ.FT.	105.98 SQ.M.
BALCONY AREA	320.33 SQ.FT.	29.76 SQ.M.
TOTAL AREA	1,461.09 SQ.FT.	135.74 SQ.M.

KEY PLAN

KEY SECTION



FLOOR PLAN 1. All dimensions are in imperial and metric, and measured from finish to finish excluding construction tolerances. 2. All materials, dimensions, and drawings are approximate only. 3. Information is subject to change without notice, at developer's absolute discretion. 4. Actual area may vary from the stated area. 5. Drawings not to scale. 6. All images used are for illustrative purposes only and do not represent the actual size, features, specifications, fittings, and furnishings. 7. The developer reserves the right to make revisions / alterations, at it's absolute discretion, without any liability whatsoever.



ADDRESS
RESIDENCES
ZABEEL

DIFC Views

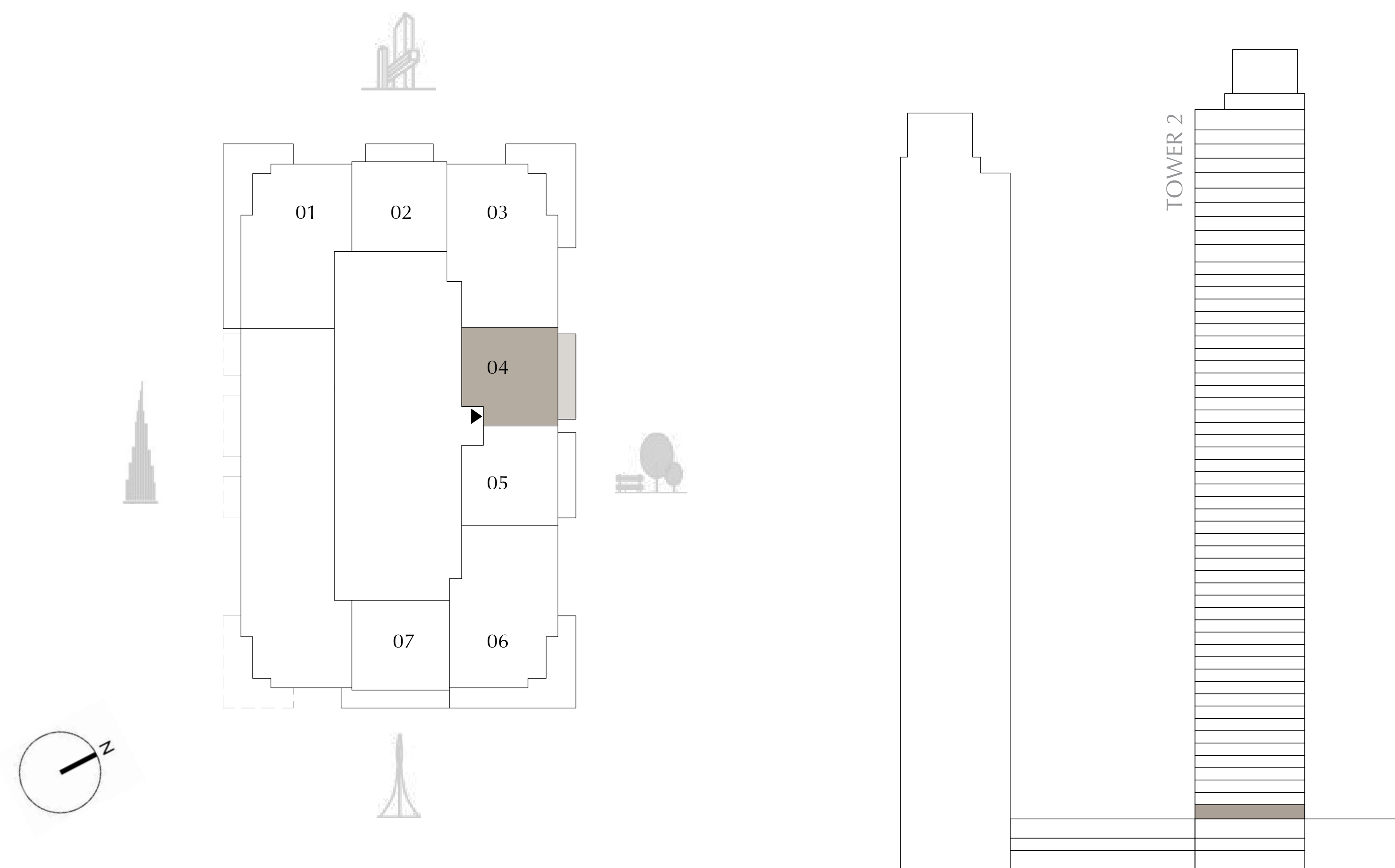
TOWER 2
1 BEDROOM

PODIUM LEVEL 3 UNIT 04

SUITE AREA	645.73 SQ.FT.	59.99 SQ.M.
BALCONY AREA	118.94 SQ.FT.	11.05 SQ.M.
TOTAL AREA	764.67 SQ.FT.	71.04 SQ.M.

KEY PLAN

KEY SECTION



FLOOR PLAN 1. All dimensions are in imperial and metric, and measured from finish to finish excluding construction tolerances. 2. All materials, dimensions, and drawings are approximate only. 3. Information is subject to change without notice, at developer's absolute discretion. 4. Actual area may vary from the stated area. 5. Drawings not to scale. 6. All images used are for illustrative purposes only and do not represent the actual size, features, specifications, fittings, and furnishings. 7. The developer reserves the right to make revisions / alterations, at it's absolute discretion, without any liability whatsoever.



ADDRESS
RESIDENCES
ZABEEL

DIFC Views

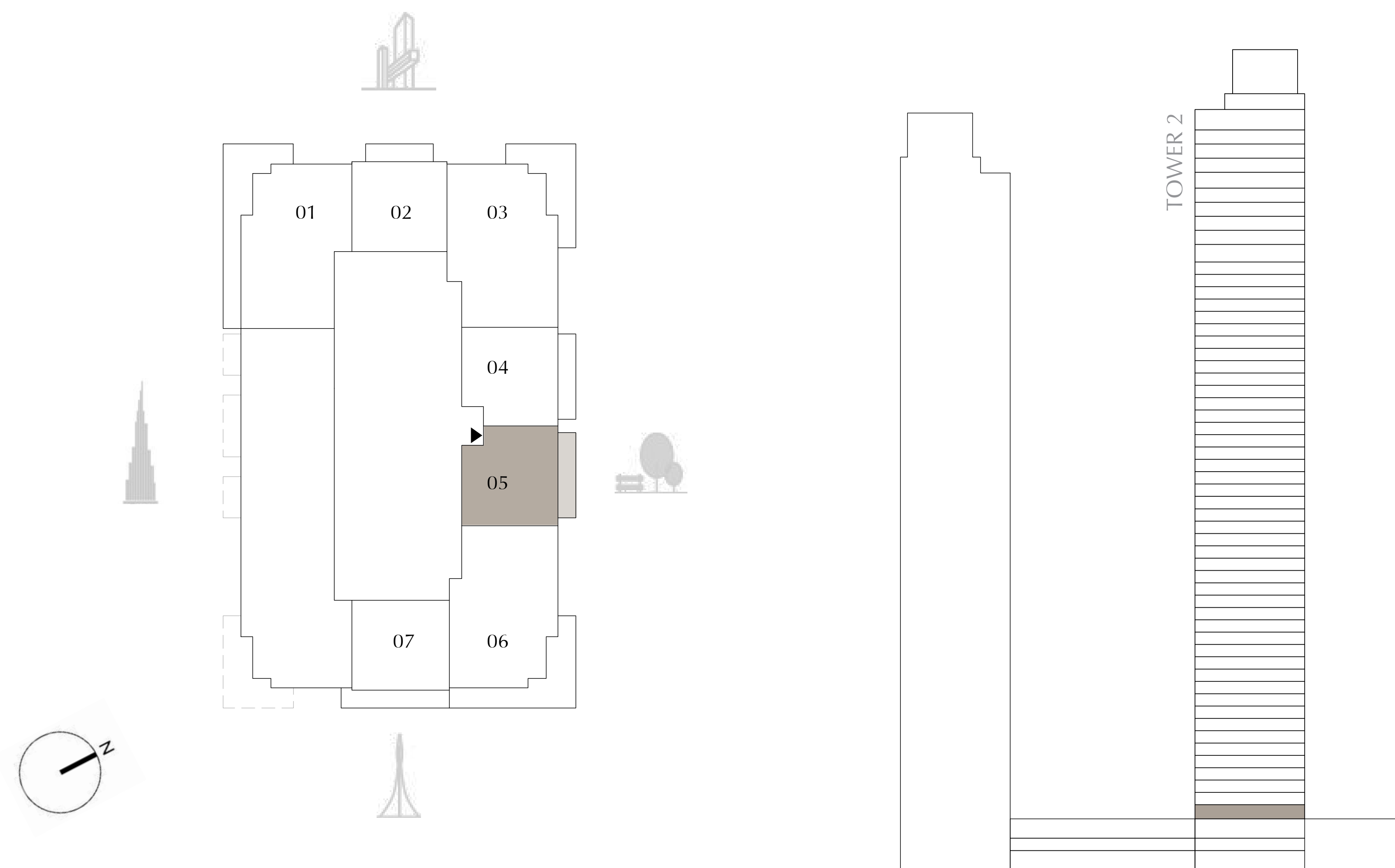
TOWER 2
1 BEDROOM

PODIUM LEVEL 3 UNIT 05

SUITE AREA	645.83 SQ.FT.	60.00 SQ.M.
BALCONY AREA	118.94 SQ.FT.	11.05 SQ.M.
TOTAL AREA	764.77 SQ.FT.	71.05 SQ.M.

KEY PLAN

KEY SECTION



FLOOR PLAN 1. All dimensions are in imperial and metric, and measured from finish to finish excluding construction tolerances. 2. All materials, dimensions, and drawings are approximate only. 3. Information is subject to change without notice, at developer's absolute discretion. 4. Actual area may vary from the stated area. 5. Drawings not to scale. 6. All images used are for illustrative purposes only and do not represent the actual size, features, specifications, fittings, and furnishings. 7. The developer reserves the right to make revisions / alterations, at it's absolute discretion, without any liability whatsoever.



ADDRESS
RESIDENCES
ZABEEL

DIFC Views


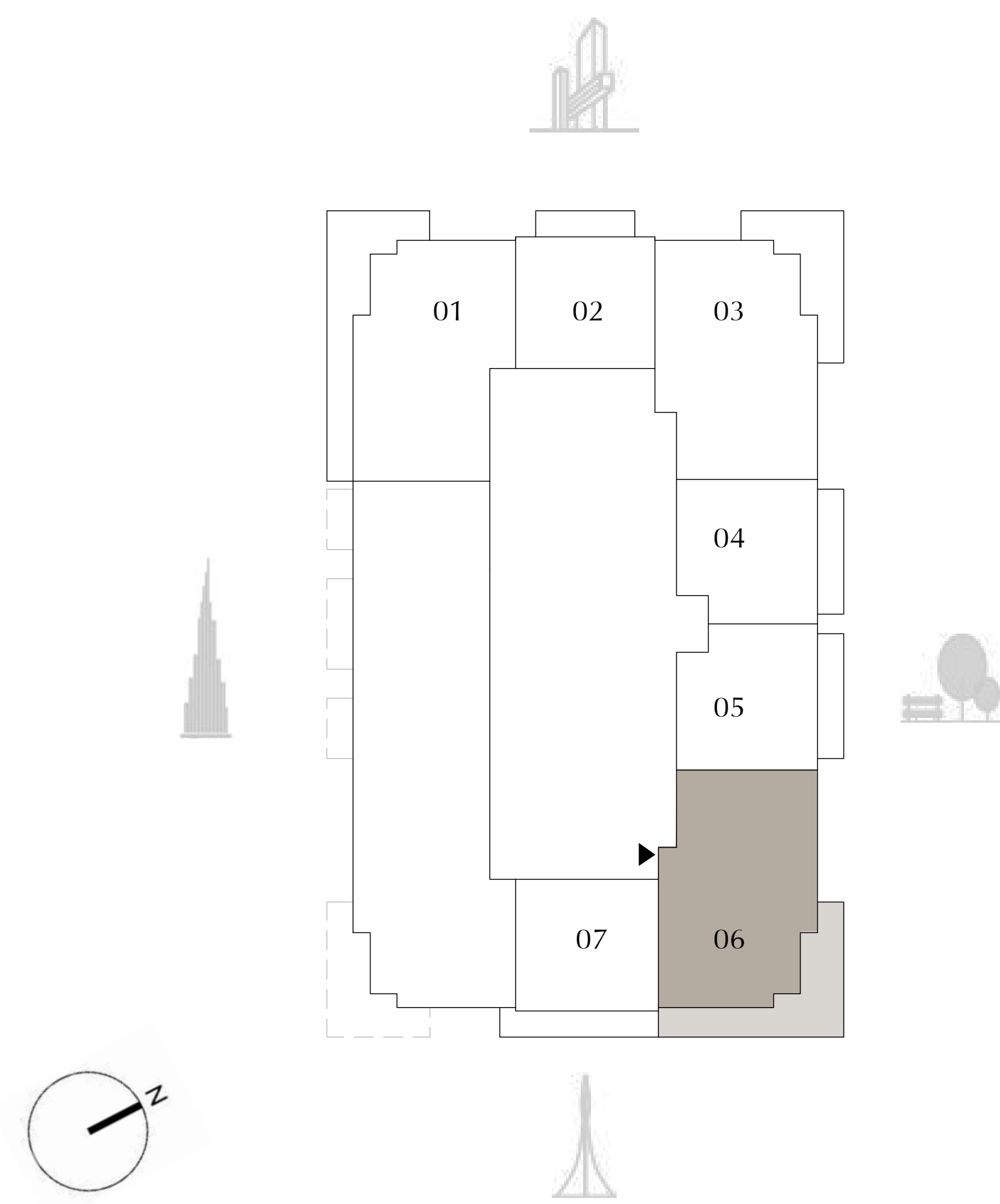
TOWER 2
2 BEDROOM

PODIUM LEVEL 3 UNIT 06

SUITE AREA	1,140.76 SQ.FT.	105.98 SQ.M.
BALCONY AREA	398.59 SQ.FT.	37.03 SQ.M.
TOTAL AREA	1,539.35 SQ.FT.	143.01 SQ.M.

KEY PLAN

KEY SECTION



FLOOR PLAN 1. All dimensions are in imperial and metric, and measured from finish to finish excluding construction tolerances. 2. All materials, dimensions, and drawings are approximate only. 3. Information is subject to change without notice, at developer's absolute discretion. 4. Actual area may vary from the stated area. 5. Drawings not to scale. 6. All images used are for illustrative purposes only and do not represent the actual size, features, specifications, fittings, and furnishings. 7. The developer reserves the right to make revisions / alterations, at it's absolute discretion, without any liability whatsoever.



ADDRESS
RESIDENCES
ZABEEL

DIFC Views


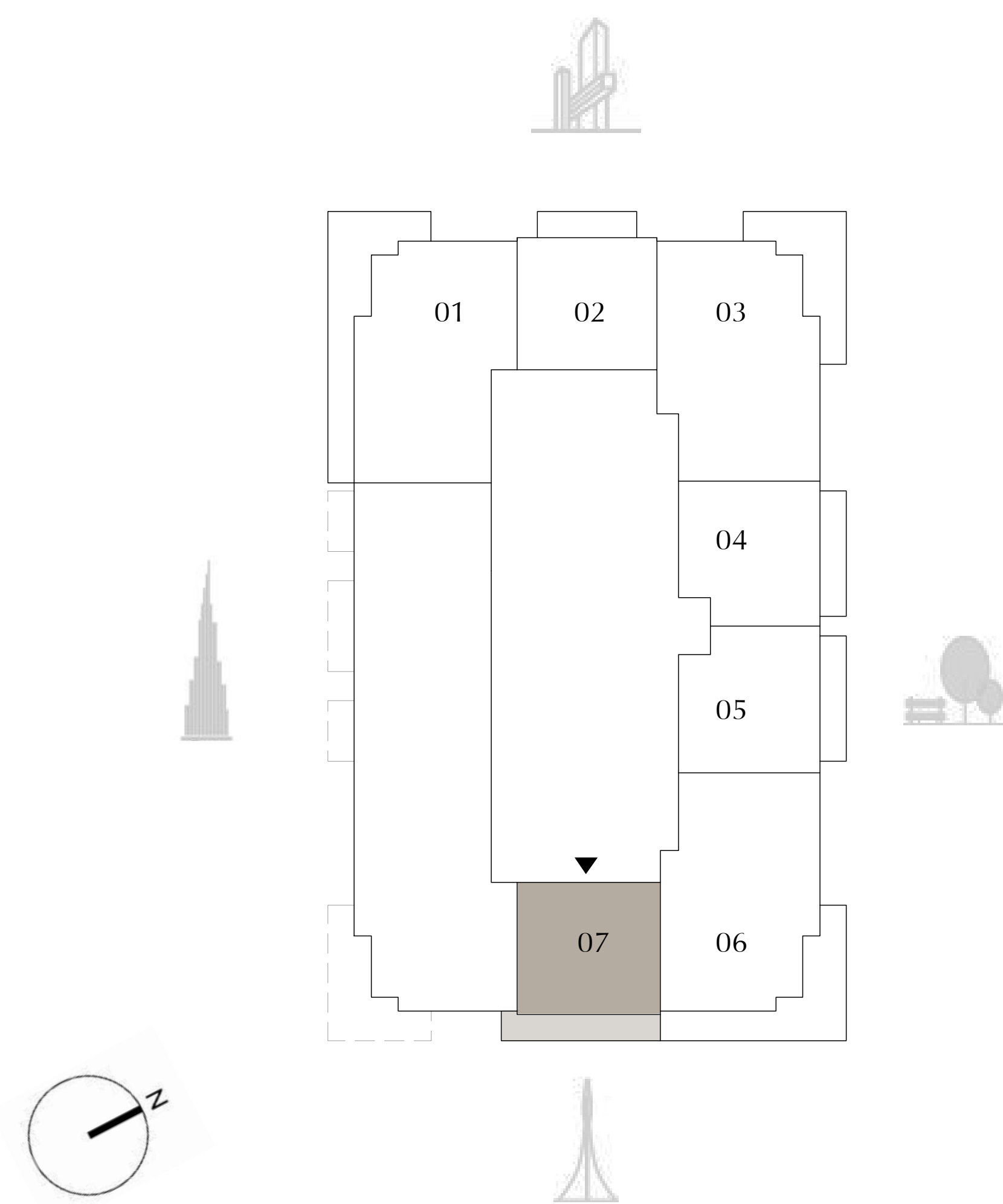
TOWER 2
1 BEDROOM

PODIUM LEVEL 3 UNIT 07

SUITE AREA	676.19 SQ.FT.	62.82 SQ.M.
BALCONY AREA	167.06 SQ.FT.	15.52 SQ.M.
TOTAL AREA	843.25 SQ.FT.	78.34 SQ.M.

KEY PLAN

KEY SECTION



FLOOR PLAN 1. All dimensions are in imperial and metric, and measured from finish to finish excluding construction tolerances. 2. All materials, dimensions, and drawings are approximate only. 3. Information is subject to change without notice, at developer's absolute discretion. 4. Actual area may vary from the stated area. 5. Drawings not to scale. 6. All images used are for illustrative purposes only and do not represent the actual size, features, specifications, fittings, and furnishings. 7. The developer reserves the right to make revisions / alterations, at it's absolute discretion, without any liability whatsoever.



ADDRESS
RESIDENCES
ZABEEL

DIFC Views

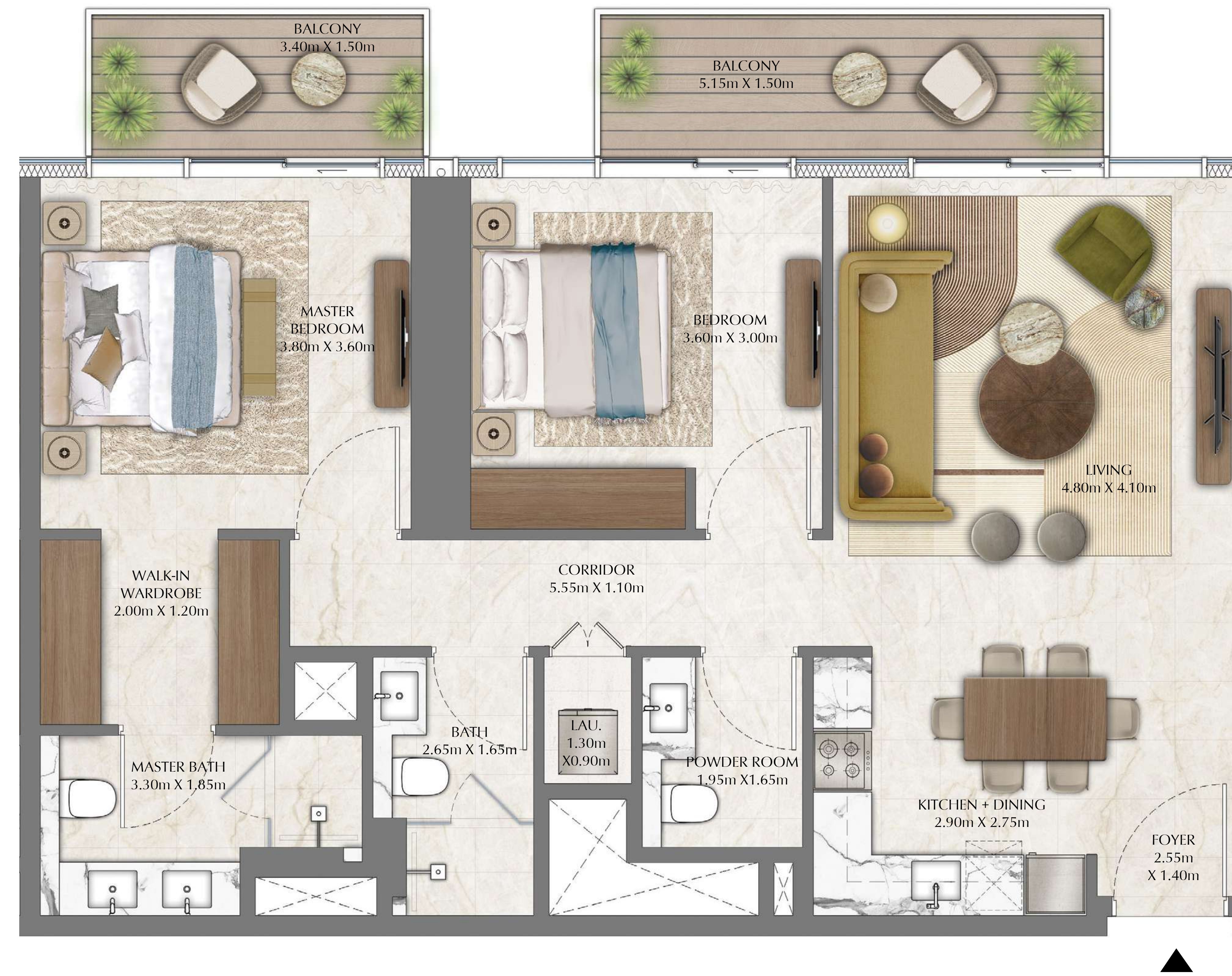

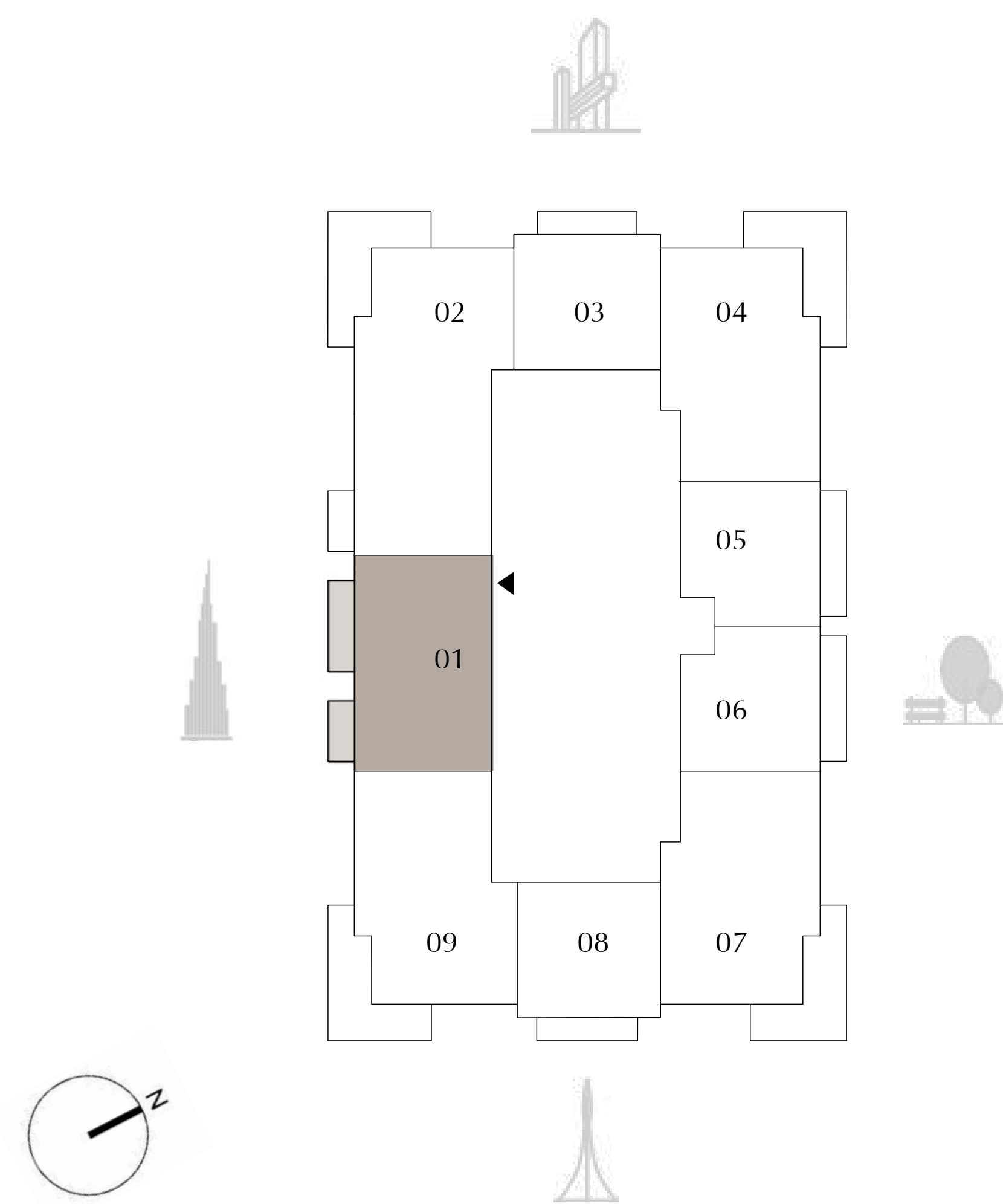
TOWER 2
2 BEDROOM

LEVELS 04 - 28 UNIT 01

SUITE AREA	1,003.52 SQ.FT.	93.23 SQ.M.
BALCONY AREA	143.16 SQ.FT.	13.30 SQ.M.
TOTAL AREA	1,146.68 SQ.FT.	106.53 SQ.M.

KEY PLAN

KEY SECTION



FLOOR PLAN 1. All dimensions are in imperial and metric, and measured from finish to finish excluding construction tolerances. 2. All materials, dimensions, and drawings are approximate only. 3. Information is subject to change without notice, at developer's absolute discretion. 4. Actual area may vary from the stated area. 5. Drawings not to scale. 6. All images used are for illustrative purposes only and do not represent the actual size, features, specifications, fittings, and furnishings. 7. The developer reserves the right to make revisions / alterations, at it's absolute discretion, without any liability whatsoever.

▲
ADDRESS
RESIDENCES
ZABEEL

DIFC Views

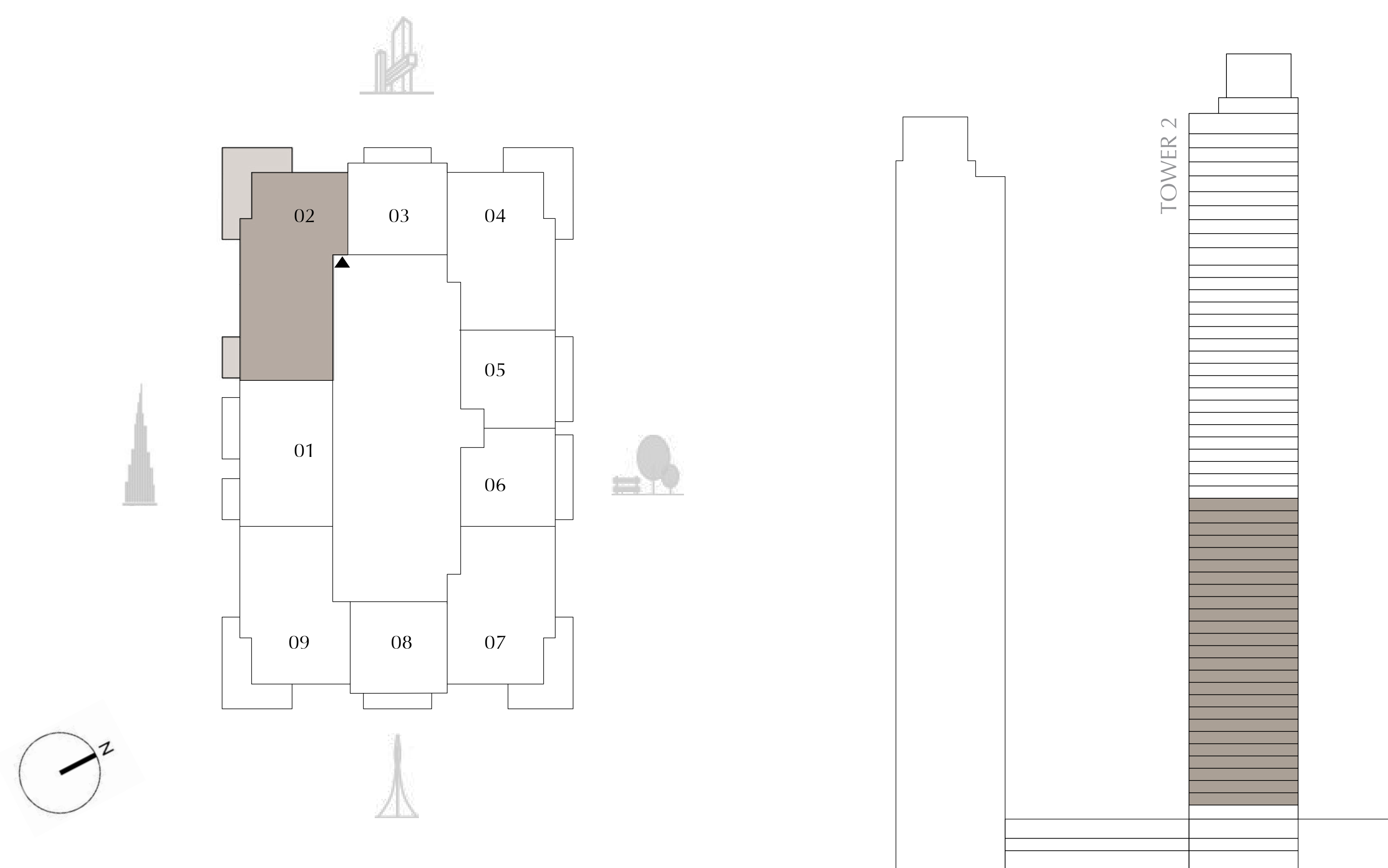
TOWER 2
3 BEDROOM

LEVELS 04 - 28 UNIT 02

SUITE AREA	1,476.81 SQ.FT.	137.20 SQ.M.
BALCONY AREA	360.70 SQ.FT.	33.51 SQ.M.
TOTAL AREA	1,837.51 SQ.FT.	170.71 SQ.M.

KEY PLAN

KEY SECTION



FLOOR PLAN 1. All dimensions are in imperial and metric, and measured from finish to finish excluding construction tolerances. 2. All materials, dimensions, and drawings are approximate only. 3. Information is subject to change without notice, at developer's absolute discretion. 4. Actual area may vary from the stated area. 5. Drawings not to scale. 6. All images used are for illustrative purposes only and do not represent the actual size, features, specifications, fittings, and furnishings. 7. The developer reserves the right to make revisions / alterations, at it's absolute discretion, without any liability whatsoever.



ADDRESS
RESIDENCES
ZABEEL

DIFC Views

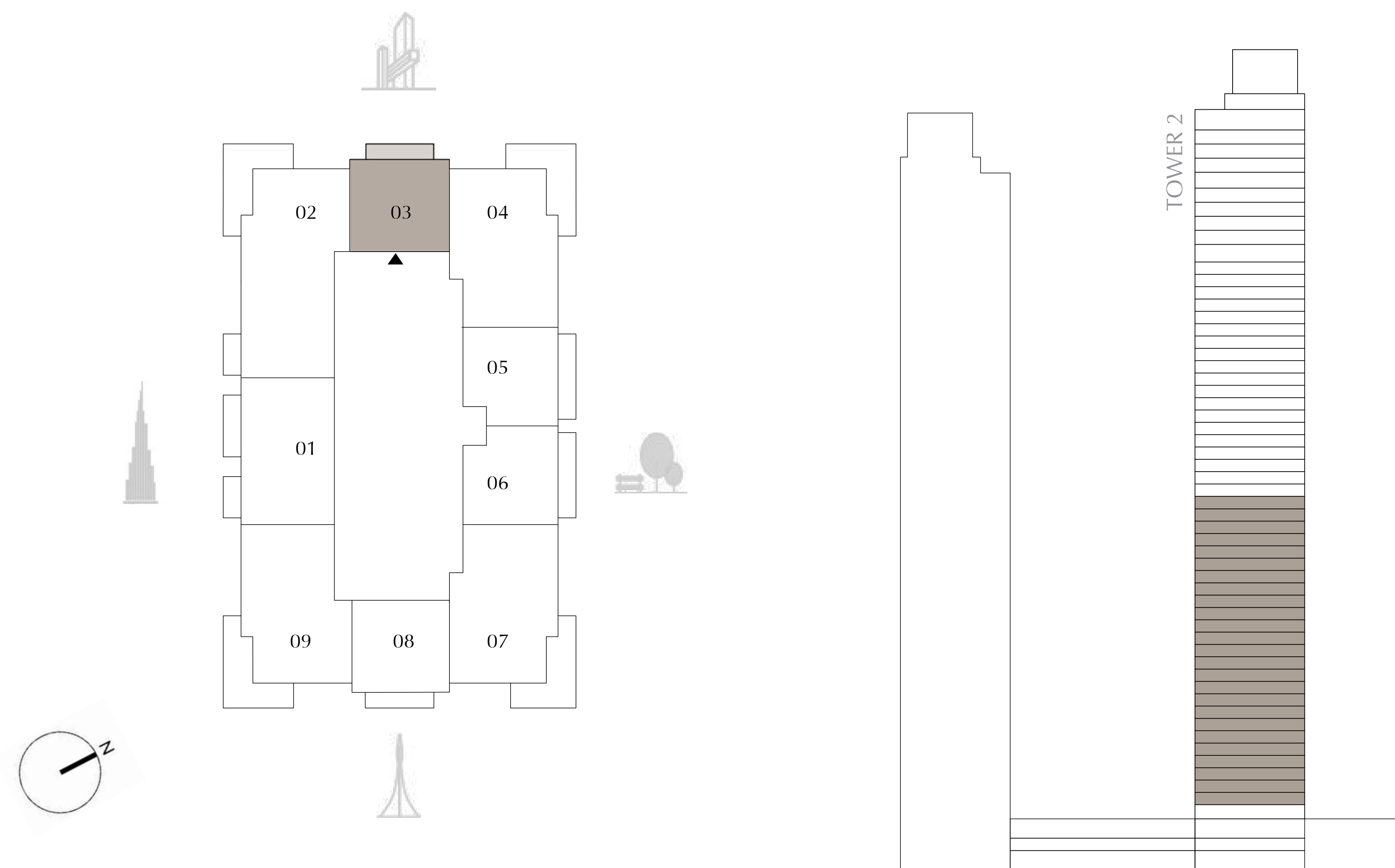
TOWER 2
1 BEDROOM

LEVELS 04 - 28 UNIT 03

SUITE AREA	664.24 SQ.FT.	61.71 SQ.M.
BALCONY AREA	95.80 SQ.FT.	8.90 SQ.M.
TOTAL AREA	760.04 SQ.FT.	70.61 SQ.M.

KEY PLAN

KEY SECTION



FLOOR PLAN 1. All dimensions are in imperial and metric, and measured from finish to finish excluding construction tolerances. 2. All materials, dimensions, and drawings are approximate only. 3. Information is subject to change without notice, at developer's absolute discretion. 4. Actual area may vary from the stated area. 5. Drawings not to scale. 6. All images used are for illustrative purposes only and do not represent the actual size, features, specifications, fittings, and furnishings. 7. The developer reserves the right to make revisions / alterations, at it's absolute discretion, without any liability whatsoever.



**ADDRESS
RESIDENCES
ZABEEL**

DIFC Views


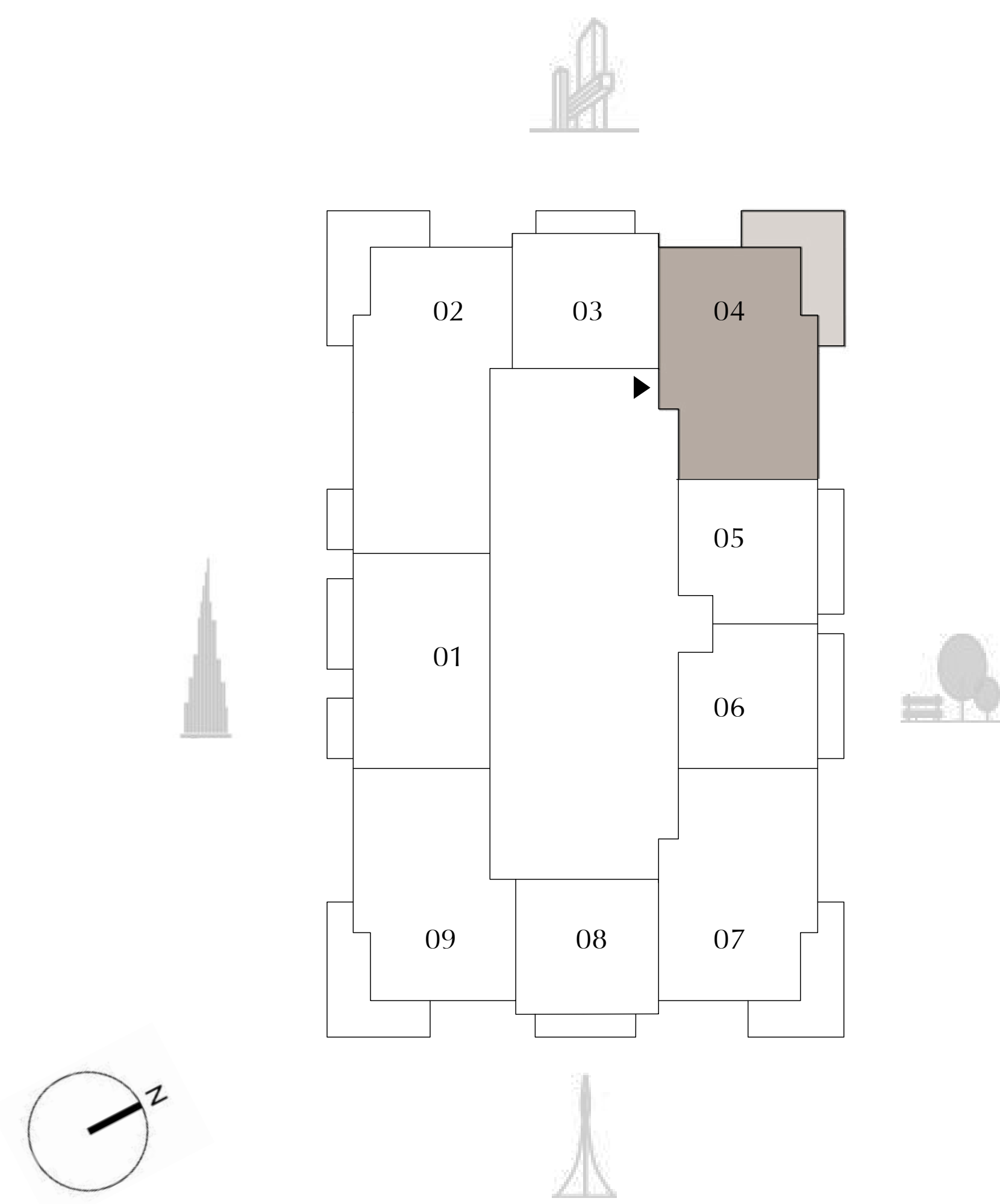
**TOWER 2
2 BEDROOM**

LEVELS 04 - 28 UNIT 04

SUITE AREA	1,140.22 SQ.FT.	105.93 SQ.M.
BALCONY AREA	304.30 SQ.FT.	28.27 SQ.M.
TOTAL AREA	1,444.52 SQ.FT.	134.20 SQ.M.

KEY PLAN

KEY SECTION



FLOOR PLAN 1. All dimensions are in imperial and metric, and measured from finish to finish excluding construction tolerances. 2. All materials, dimensions, and drawings are approximate only. 3. Information is subject to change without notice, at developer's absolute discretion. 4. Actual area may vary from the stated area. 5. Drawings not to scale. 6. All images used are for illustrative purposes only and do not represent the actual size, features, specifications, fittings, and furnishings. 7. The developer reserves the right to make revisions / alterations, at it's absolute discretion, without any liability whatsoever.



ADDRESS
RESIDENCES
ZABEEL

DIFC Views

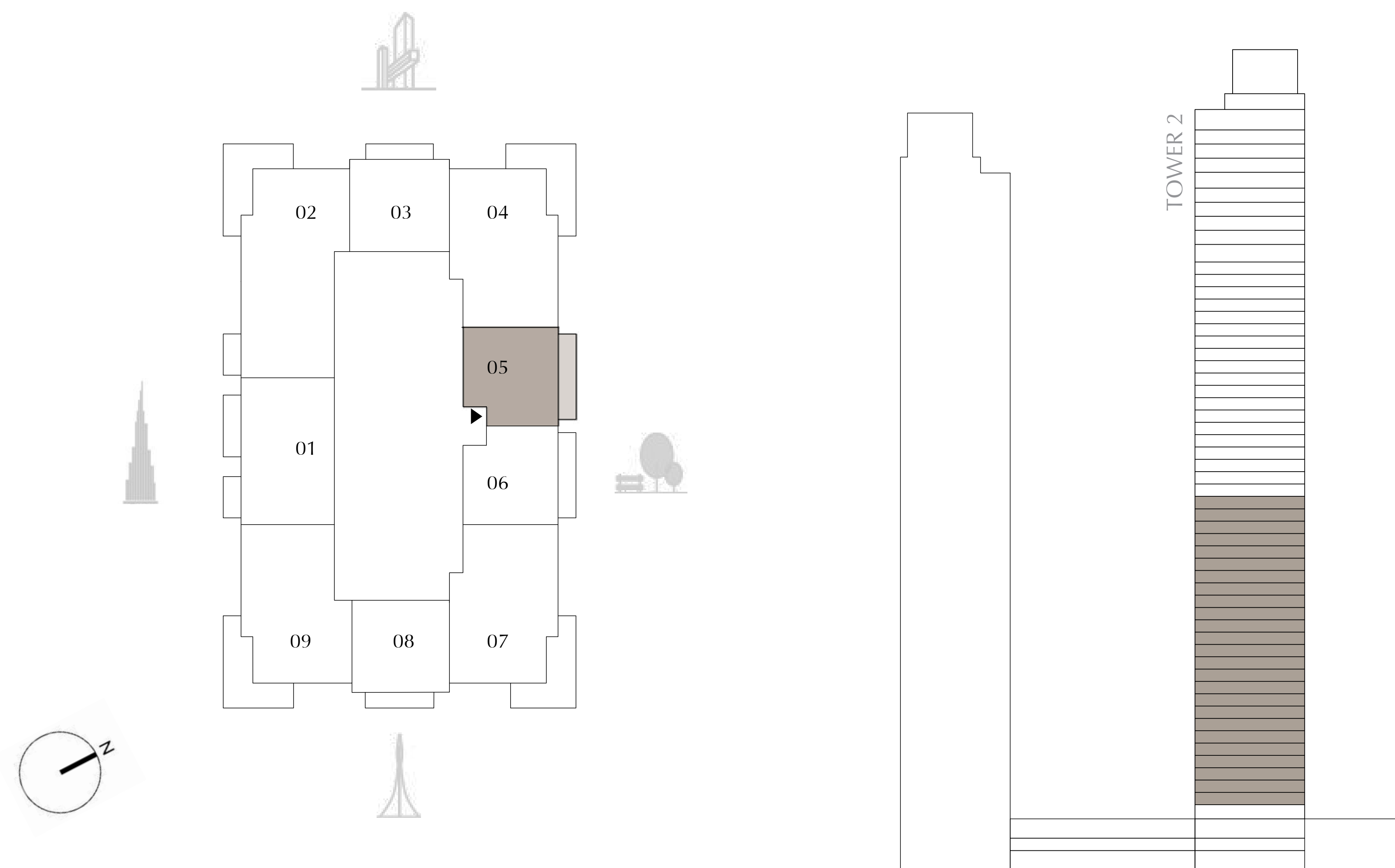
TOWER 2
1 BEDROOM

LEVELS 04 - 28 UNIT 05

SUITE AREA	644.33 SQ.FT.	59.86 SQ.M.
BALCONY AREA	118.94 SQ.FT.	11.05 SQ.M.
TOTAL AREA	763.27 SQ.FT.	70.91 SQ.M.

KEY PLAN

KEY SECTION



FLOOR PLAN 1. All dimensions are in imperial and metric, and measured from finish to finish excluding construction tolerances. 2. All materials, dimensions, and drawings are approximate only. 3. Information is subject to change without notice, at developer's absolute discretion. 4. Actual area may vary from the stated area. 5. Drawings not to scale. 6. All images used are for illustrative purposes only and do not represent the actual size, features, specifications, fittings, and furnishings. 7. The developer reserves the right to make revisions / alterations, at it's absolute discretion, without any liability whatsoever.



ADDRESS
RESIDENCES
ZABEEL

DIFC Views

TOWER 2
1 BEDROOM

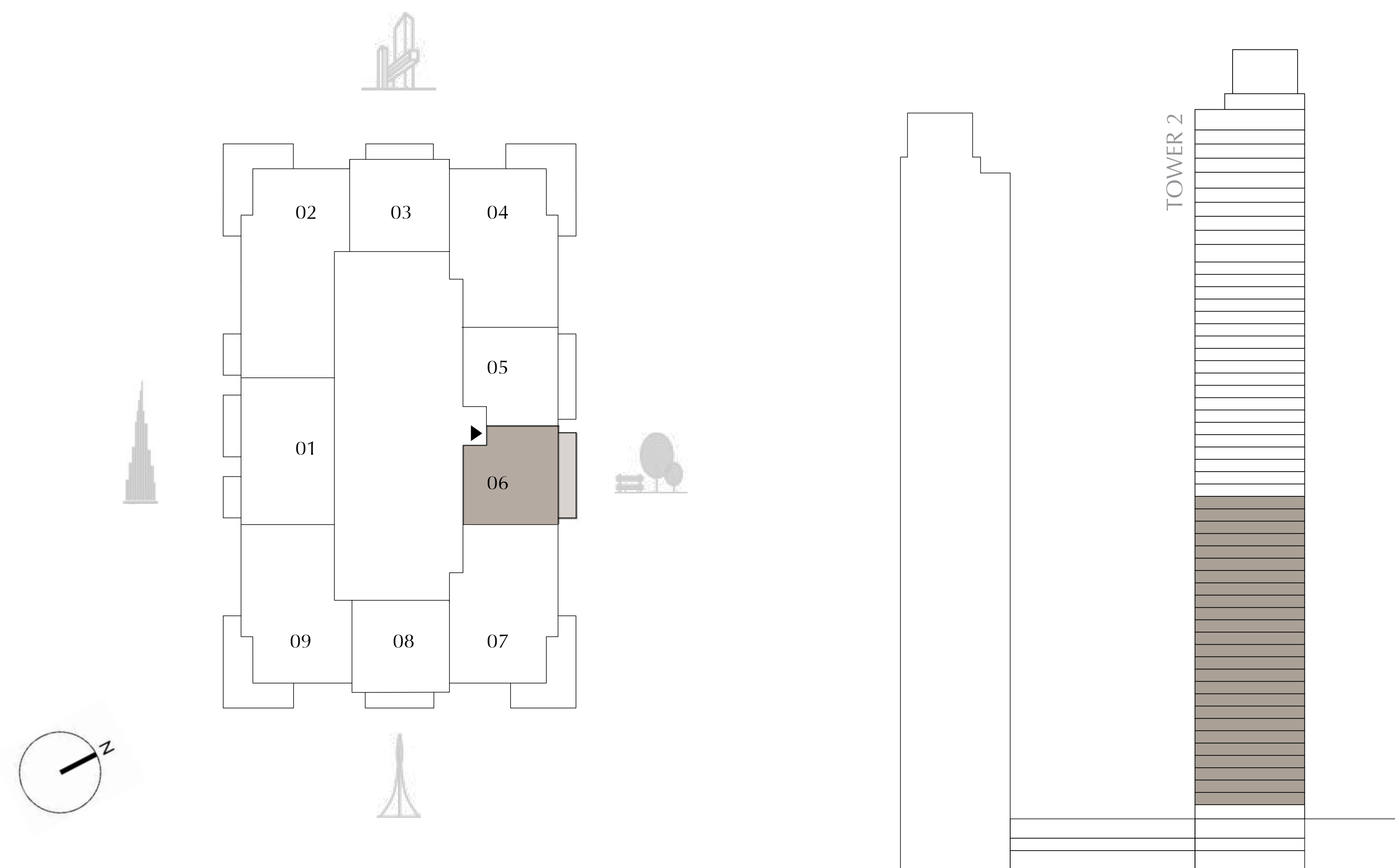
LEVELS 04 - 28 UNIT 06

SUITE AREA	644.33 SQ.FT.	59.86 SQ.M.
BALCONY AREA	118.94 SQ.FT.	11.05 SQ.M.
TOTAL AREA	763.27 SQ.FT.	70.91 SQ.M.



KEY PLAN

KEY SECTION



FLOOR PLAN 1. All dimensions are in imperial and metric, and measured from finish to finish excluding construction tolerances. 2. All materials, dimensions, and drawings are approximate only. 3. Information is subject to change without notice, at developer's absolute discretion. 4. Actual area may vary from the stated area. 5. Drawings not to scale. 6. All images used are for illustrative purposes only and do not represent the actual size, features, specifications, fittings, and furnishings. 7. The developer reserves the right to make revisions / alterations, at it's absolute discretion, without any liability whatsoever.



ADDRESS
RESIDENCES
ZABEEL

DIFC Views


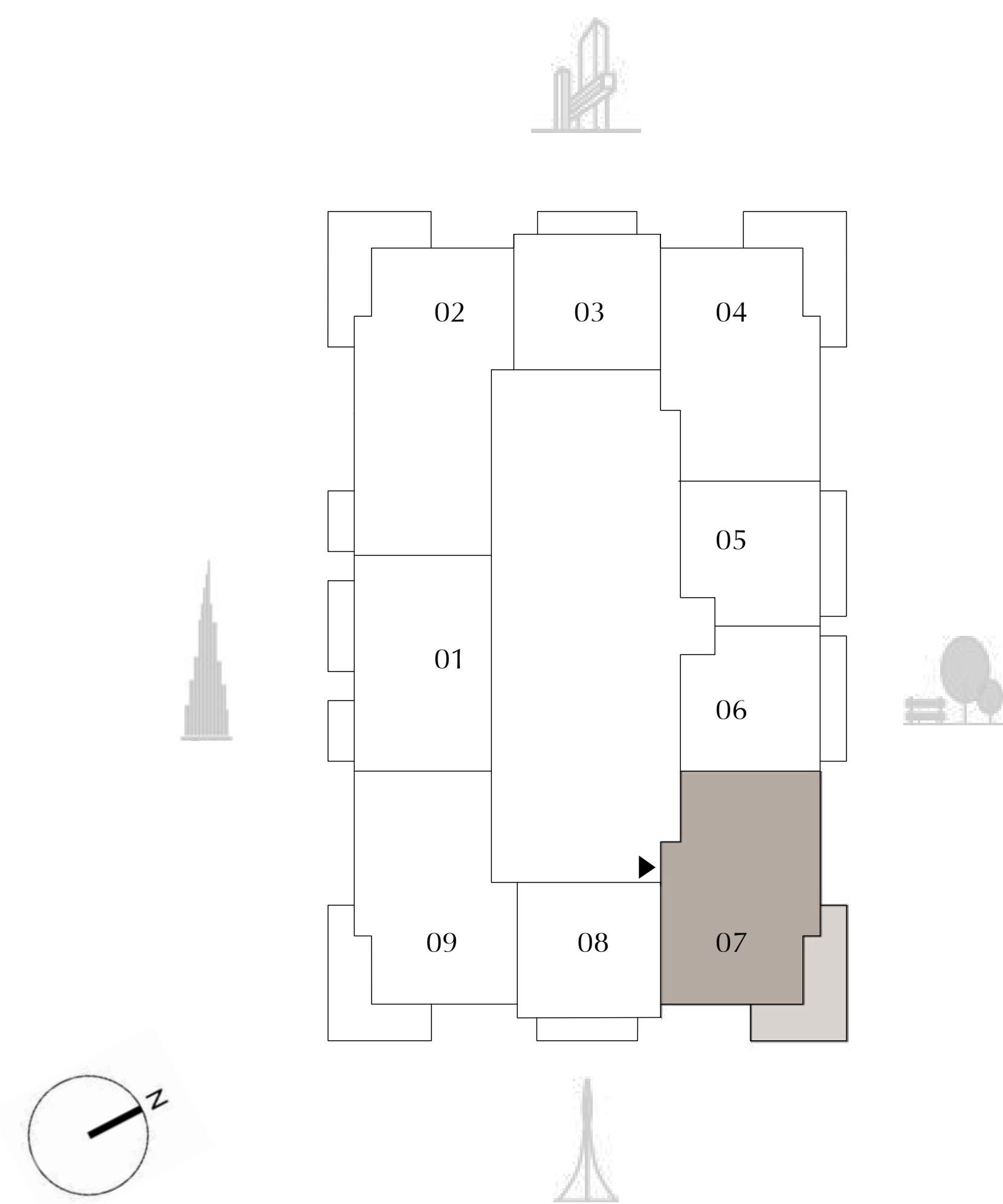
TOWER 2
2 BEDROOM

LEVELS 04 - 28 UNIT 07

SUITE AREA	1,140.22 SQ.FT.	105.93 SQ.M.
BALCONY AREA	304.30 SQ.FT.	28.27 SQ.M.
TOTAL AREA	1,444.52 SQ.FT.	134.20 SQ.M.

KEY PLAN

KEY SECTION



FLOOR PLAN 1. All dimensions are in imperial and metric, and measured from finish to finish excluding construction tolerances. 2. All materials, dimensions, and drawings are approximate only. 3. Information is subject to change without notice, at developer's absolute discretion. 4. Actual area may vary from the stated area. 5. Drawings not to scale. 6. All images used are for illustrative purposes only and do not represent the actual size, features, specifications, fittings, and furnishings. 7. The developer reserves the right to make revisions / alterations, at it's absolute discretion, without any liability whatsoever.



ADDRESS
RESIDENCES
ZABEEL

DIFC Views

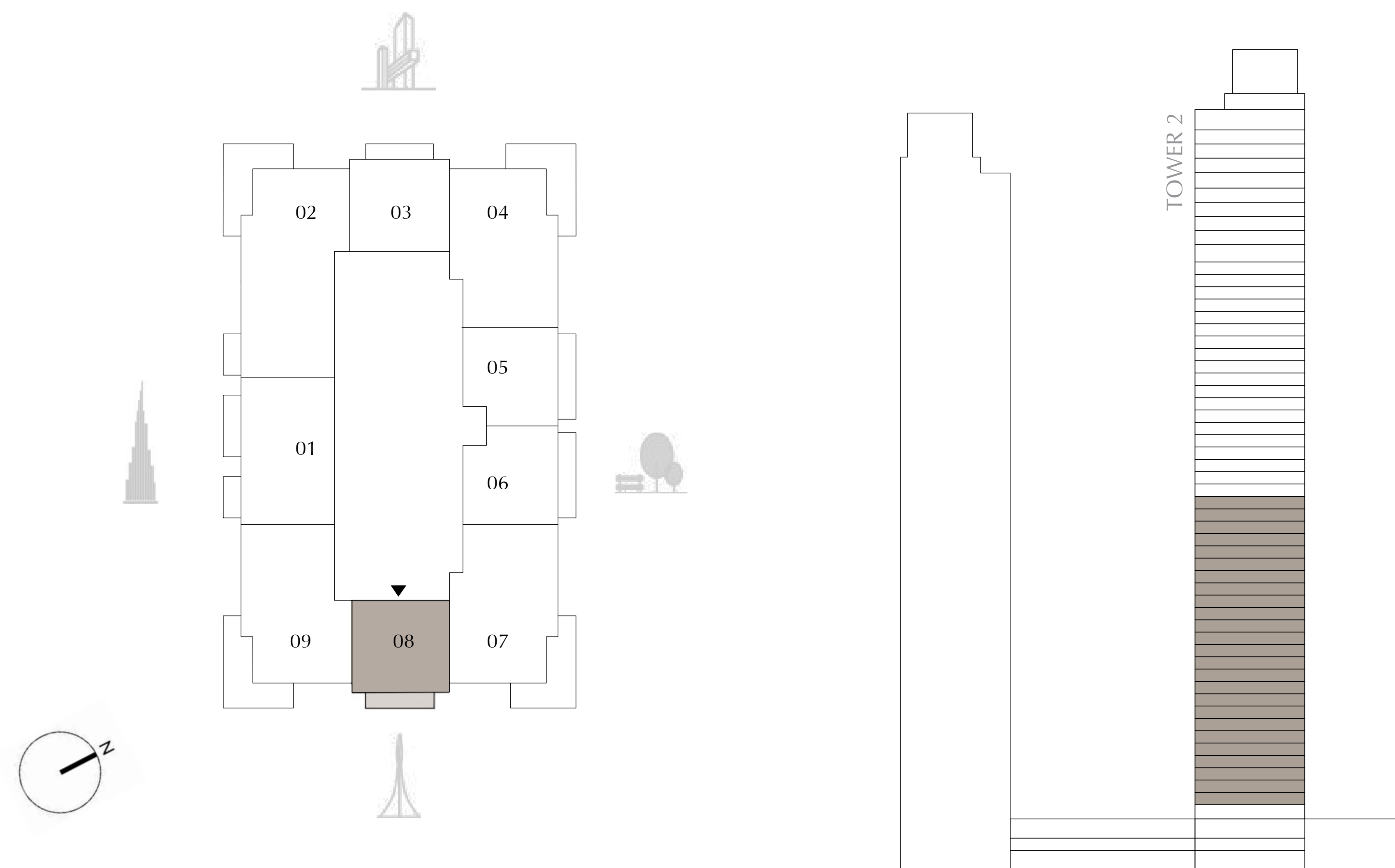
TOWER 2
1 BEDROOM

LEVELS 04 - 28 UNIT 08

SUITE AREA	671.24 SQ.FT.	62.36 SQ.M.
BALCONY AREA	95.80 SQ.FT.	8.90 SQ.M.
TOTAL AREA	767.04 SQ.FT.	71.26 SQ.M.

KEY PLAN

KEY SECTION



FLOOR PLAN 1. All dimensions are in imperial and metric, and measured from finish to finish excluding construction tolerances. 2. All materials, dimensions, and drawings are approximate only. 3. Information is subject to change without notice, at developer's absolute discretion. 4. Actual area may vary from the stated area. 5. Drawings not to scale. 6. All images used are for illustrative purposes only and do not represent the actual size, features, specifications, fittings, and furnishings. 7. The developer reserves the right to make revisions / alterations, at it's absolute discretion, without any liability whatsoever.



ADDRESS
RESIDENCES
ZABEEL

DIFC Views


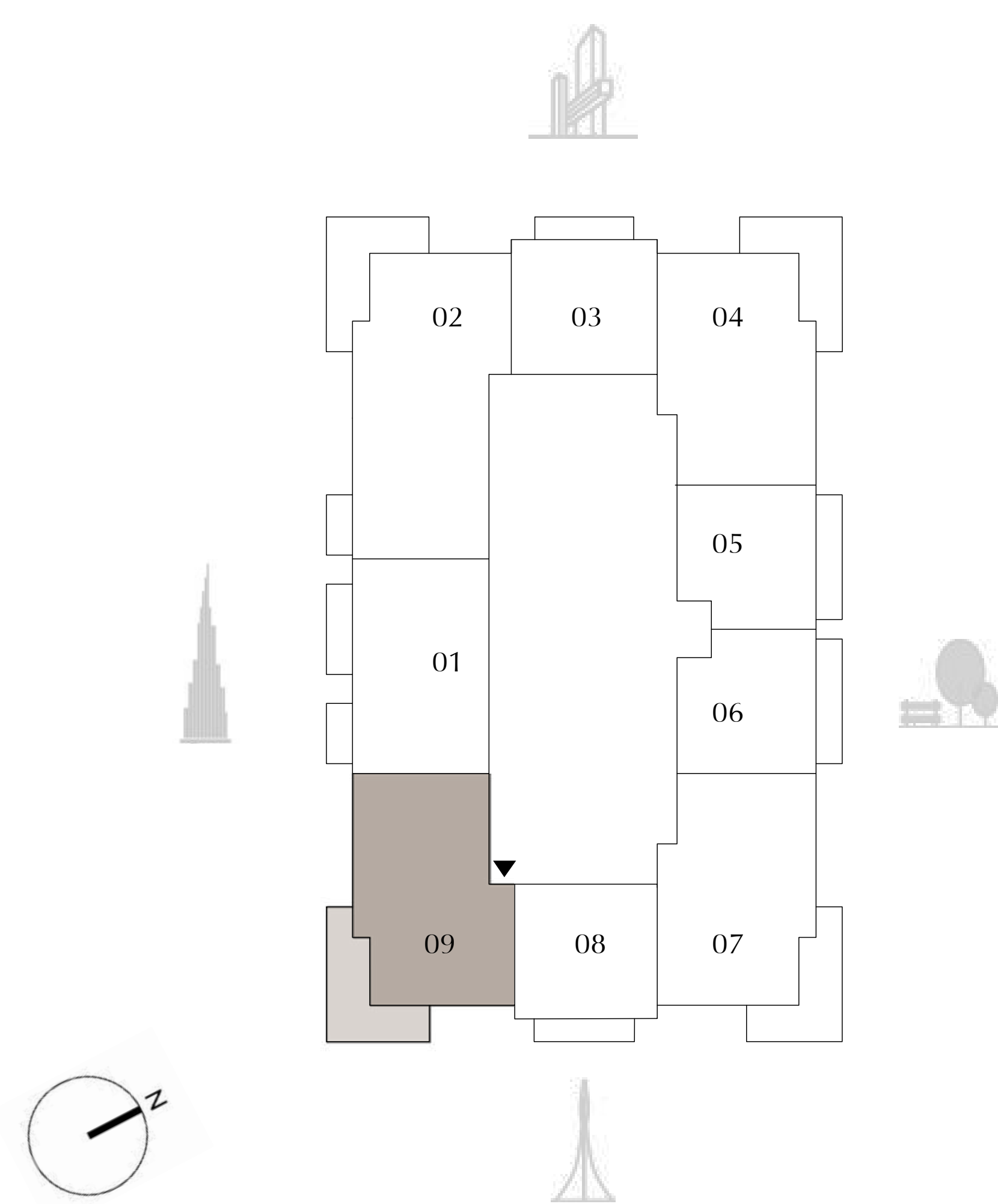
TOWER 2
2 BEDROOM

LEVELS 04 - 28 UNIT 09

SUITE AREA	1,120.42 SQ.FT.	104.09 SQ.M.
BALCONY AREA	304.30 SQ.FT.	28.27 SQ.M.
TOTAL AREA	1,424.72 SQ.FT.	132.36 SQ.M.

KEY PLAN

KEY SECTION



FLOOR PLAN 1. All dimensions are in imperial and metric, and measured from finish to finish excluding construction tolerances. 2. All materials, dimensions, and drawings are approximate only. 3. Information is subject to change without notice, at developer's absolute discretion. 4. Actual area may vary from the stated area. 5. Drawings not to scale. 6. All images used are for illustrative purposes only and do not represent the actual size, features, specifications, fittings, and furnishings. 7. The developer reserves the right to make revisions / alterations, at it's absolute discretion, without any liability whatsoever.



ADDRESS
RESIDENCES
ZABEEL

DIFC Views

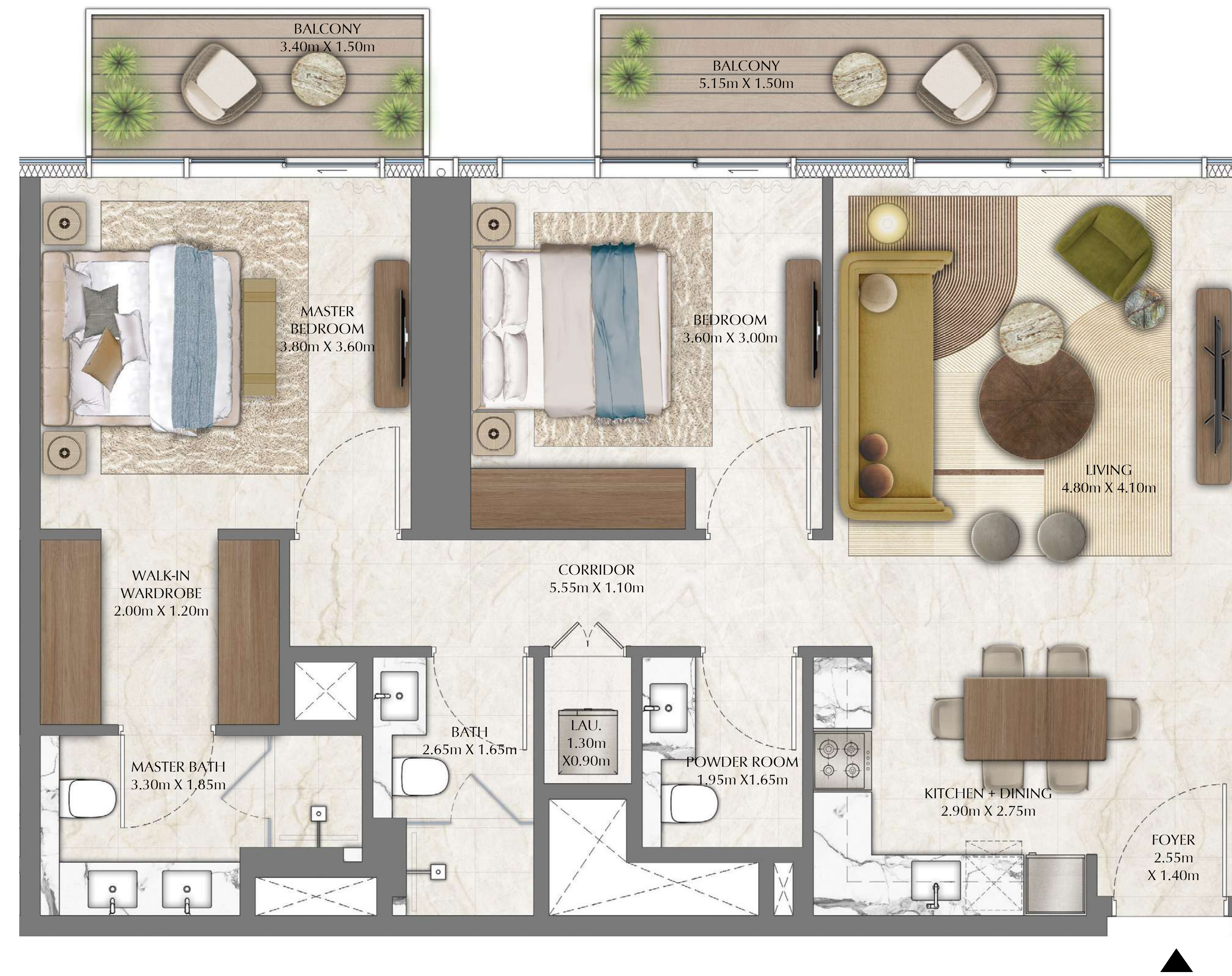

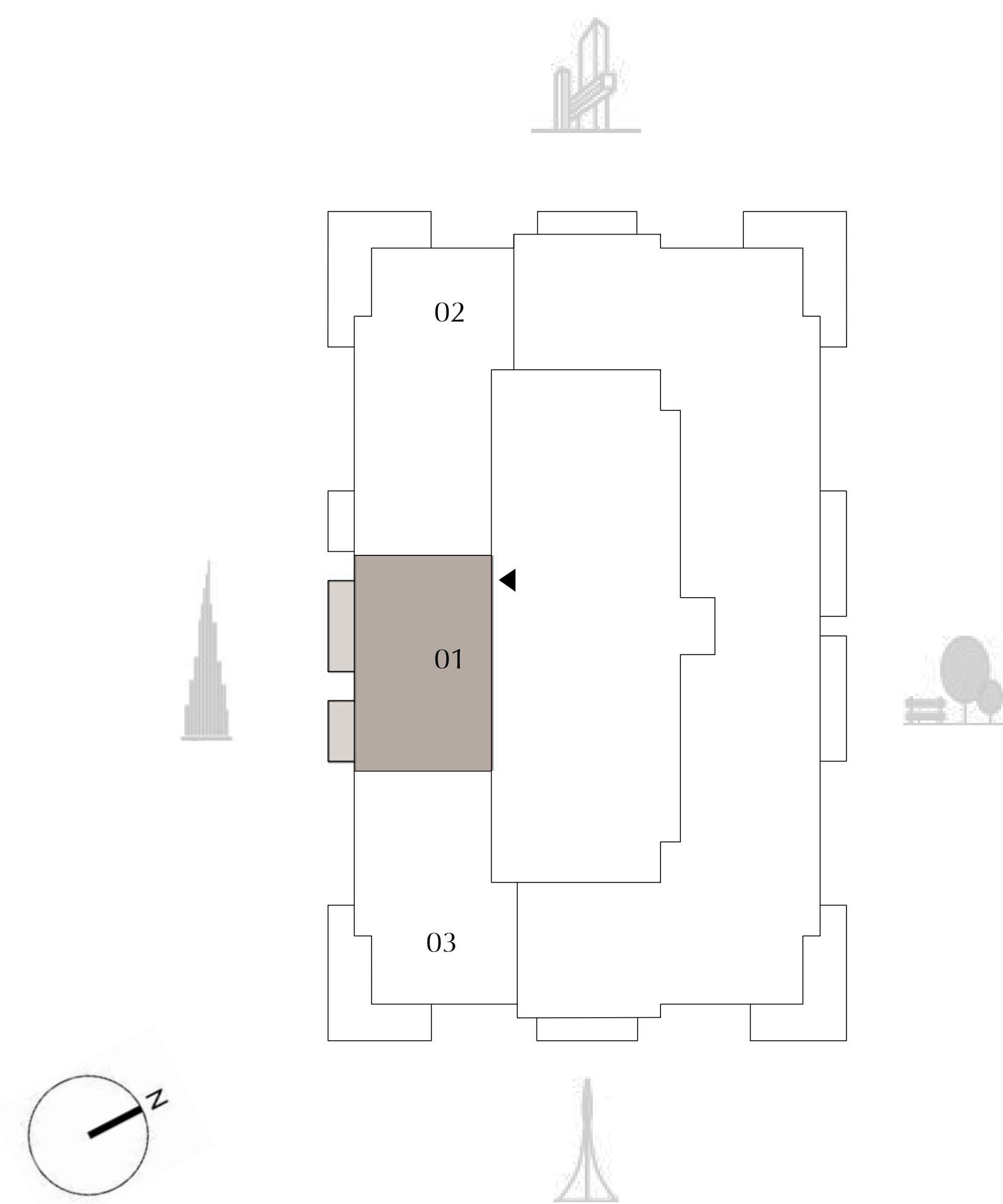
TOWER 2
2 BEDROOM

LEVEL 29 UNIT 01

SUITE AREA	1,003.52 SQ.FT.	93.23 SQ.M.
BALCONY AREA	143.16 SQ.FT.	13.30 SQ.M.
TOTAL AREA	1,146.68 SQ.FT.	106.53 SQ.M.

KEY PLAN

KEY SECTION



FLOOR PLAN 1. All dimensions are in imperial and metric, and measured from finish to finish excluding construction tolerances. 2. All materials, dimensions, and drawings are approximate only. 3. Information is subject to change without notice, at developer's absolute discretion. 4. Actual area may vary from the stated area. 5. Drawings not to scale. 6. All images used are for illustrative purposes only and do not represent the actual size, features, specifications, fittings, and furnishings. 7. The developer reserves the right to make revisions / alterations, at it's absolute discretion, without any liability whatsoever.

ADDRESS
RESIDENCES
ZABEEL

DIFC Views

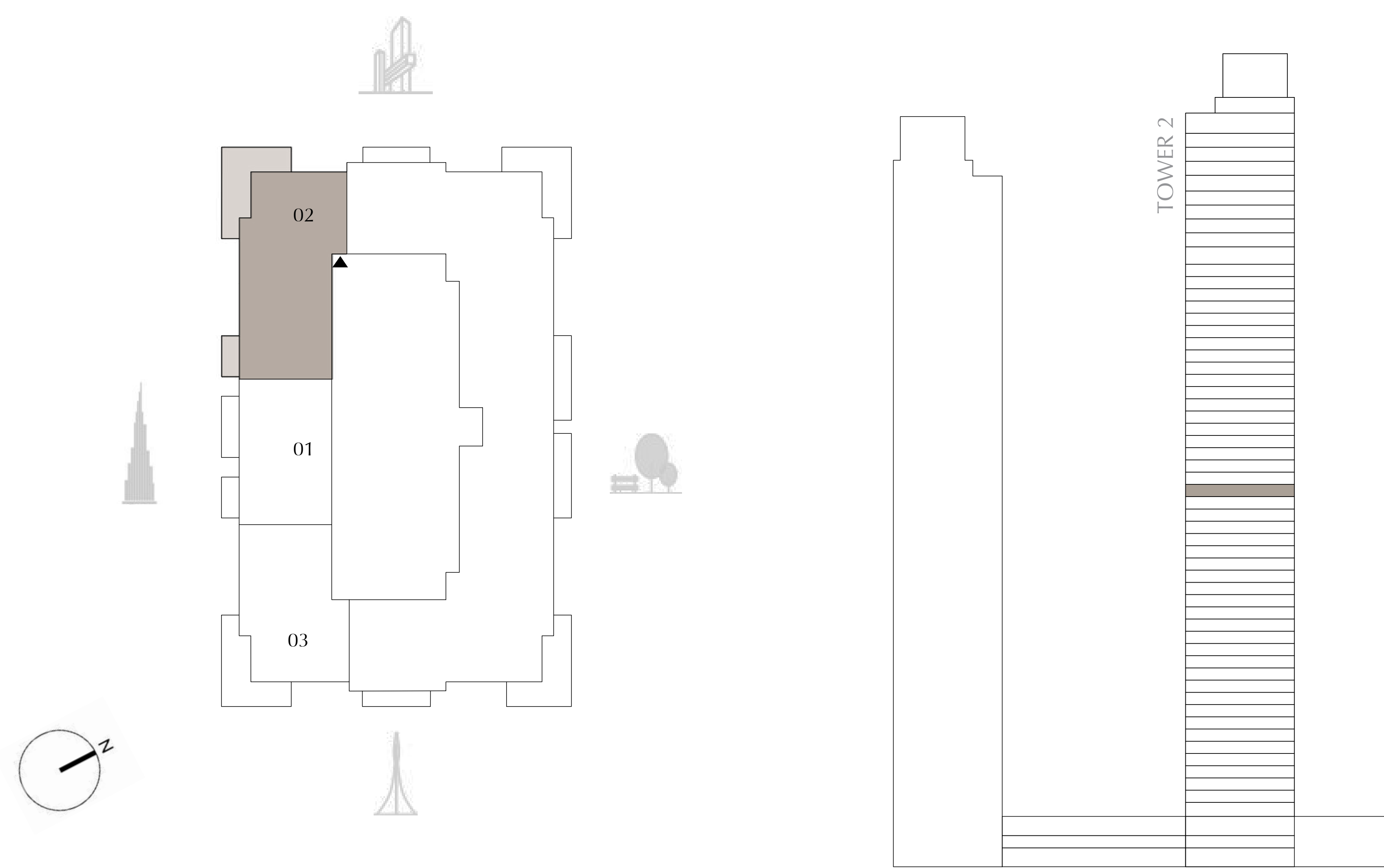
TOWER 2
3 BEDROOM

LEVEL 29 UNIT 02

SUITE AREA	1,477.67 SQ.FT.	137.28 SQ.M.
BALCONY AREA	360.70 SQ.FT.	33.51 SQ.M.
TOTAL AREA	1,838.37 SQ.FT.	170.79 SQ.M.

KEY PLAN

KEY SECTION



FLOOR PLAN 1. All dimensions are in imperial and metric, and measured from finish to finish excluding construction tolerances. 2. All materials, dimensions, and drawings are approximate only. 3. Information is subject to change without notice, at developer's absolute discretion. 4. Actual area may vary from the stated area. 5. Drawings not to scale. 6. All images used are for illustrative purposes only and do not represent the actual size, features, specifications, fittings, and furnishings. 7. The developer reserves the right to make revisions / alterations, at it's absolute discretion, without any liability whatsoever.



ADDRESS
RESIDENCES
ZABEEL

DIFC Views


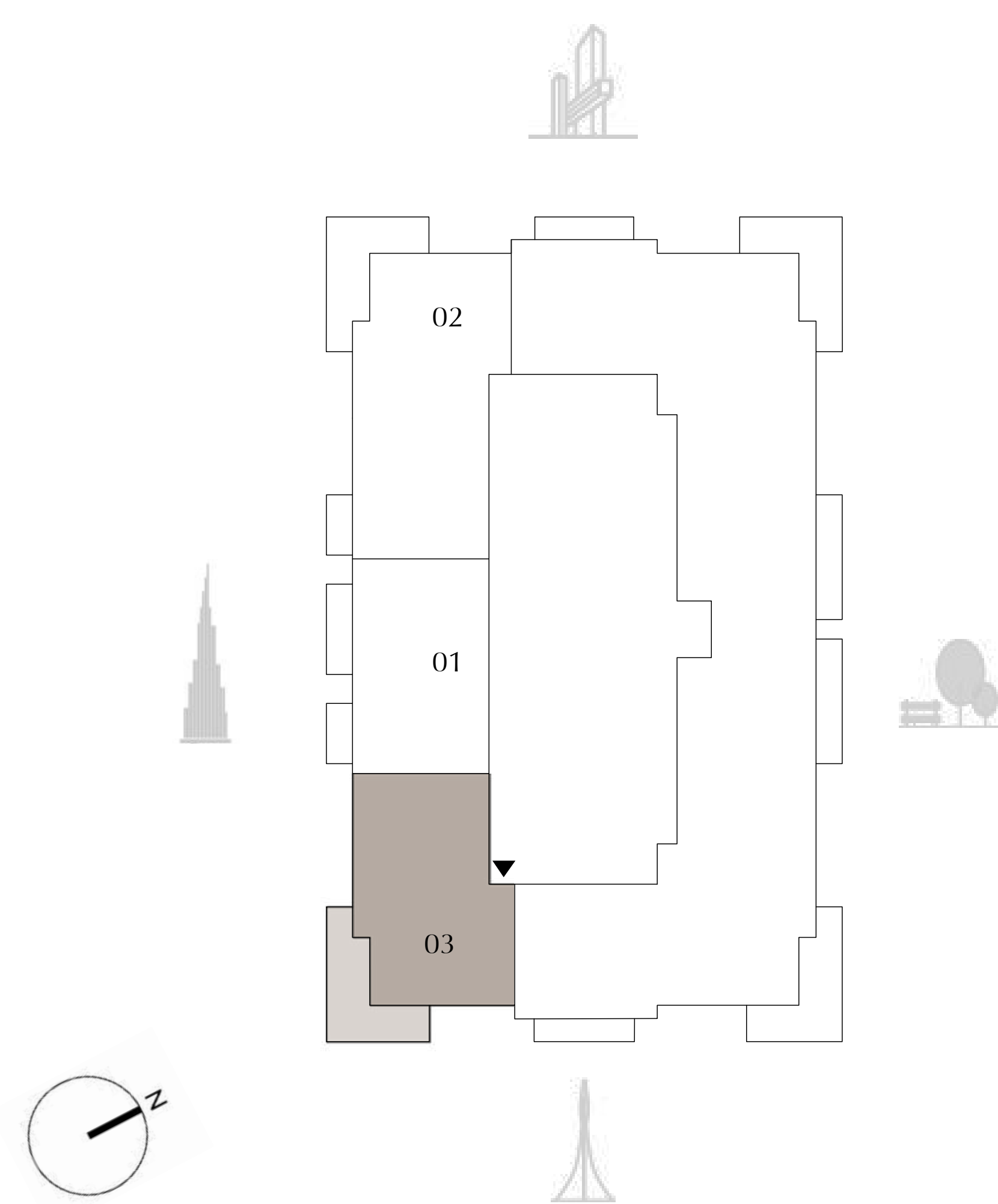
TOWER 2
2 BEDROOM

LEVEL 29 UNIT 03

SUITE AREA	1,121.28 SQ.FT.	104.17 SQ.M.
BALCONY AREA	304.30 SQ.FT.	28.27 SQ.M.
TOTAL AREA	1,425.58 SQ.FT.	132.44 SQ.M.

KEY PLAN

KEY SECTION



FLOOR PLAN 1. All dimensions are in imperial and metric, and measured from finish to finish excluding construction tolerances. 2. All materials, dimensions, and drawings are approximate only. 3. Information is subject to change without notice, at developer's absolute discretion. 4. Actual area may vary from the stated area. 5. Drawings not to scale. 6. All images used are for illustrative purposes only and do not represent the actual size, features, specifications, fittings, and furnishings. 7. The developer reserves the right to make revisions / alterations, at it's absolute discretion, without any liability whatsoever.



ADDRESS
RESIDENCES
ZABEEL

DIFC Views

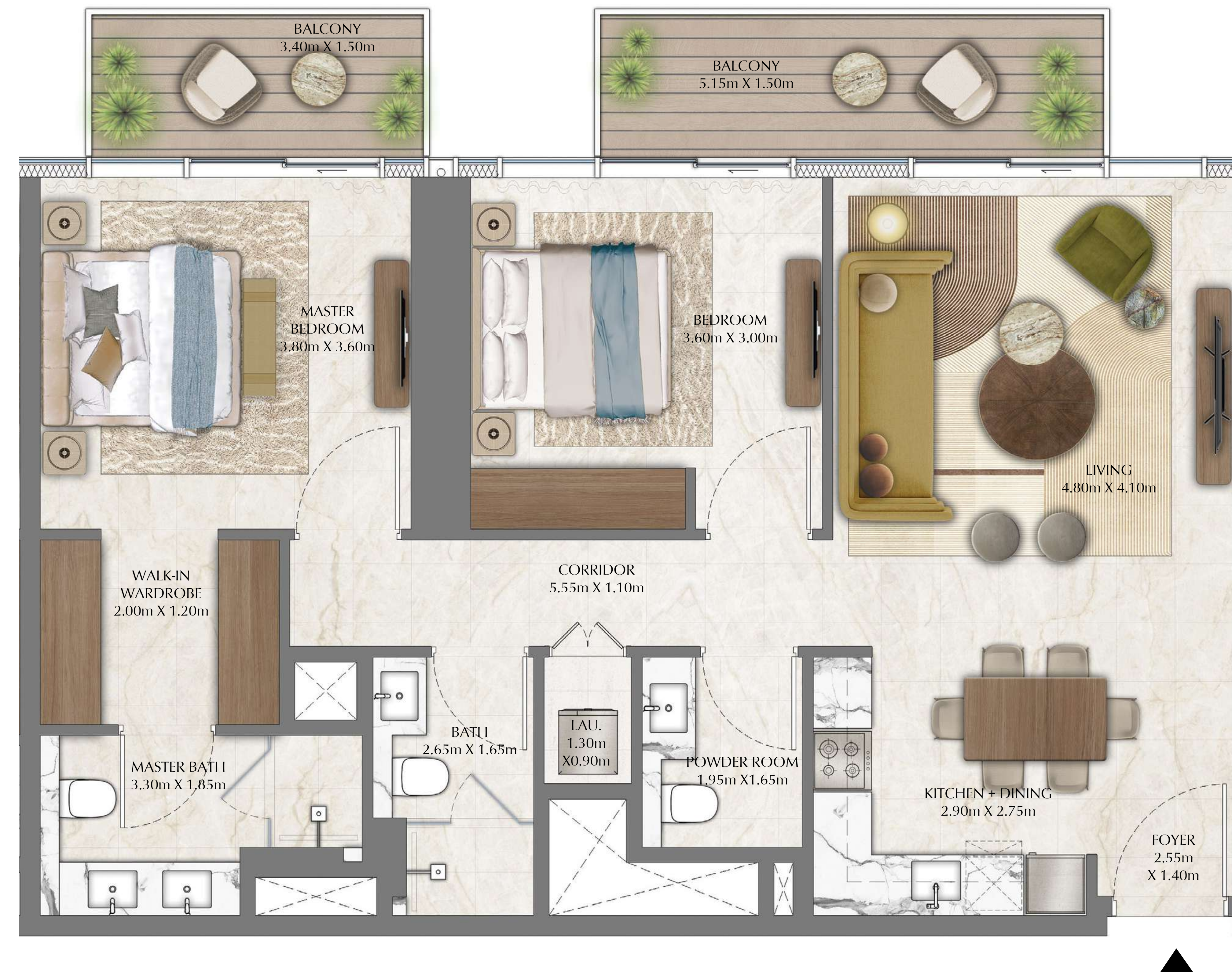
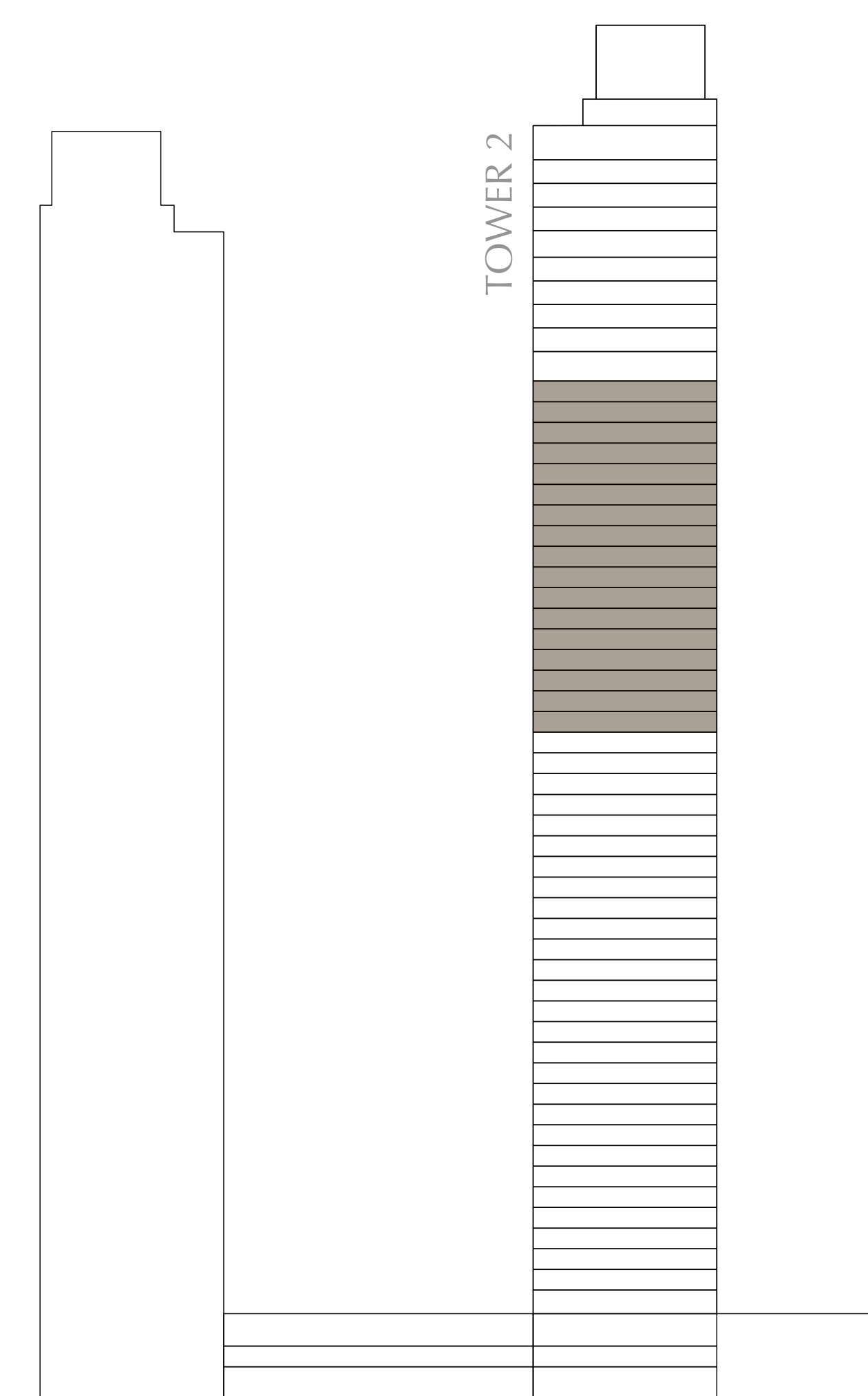
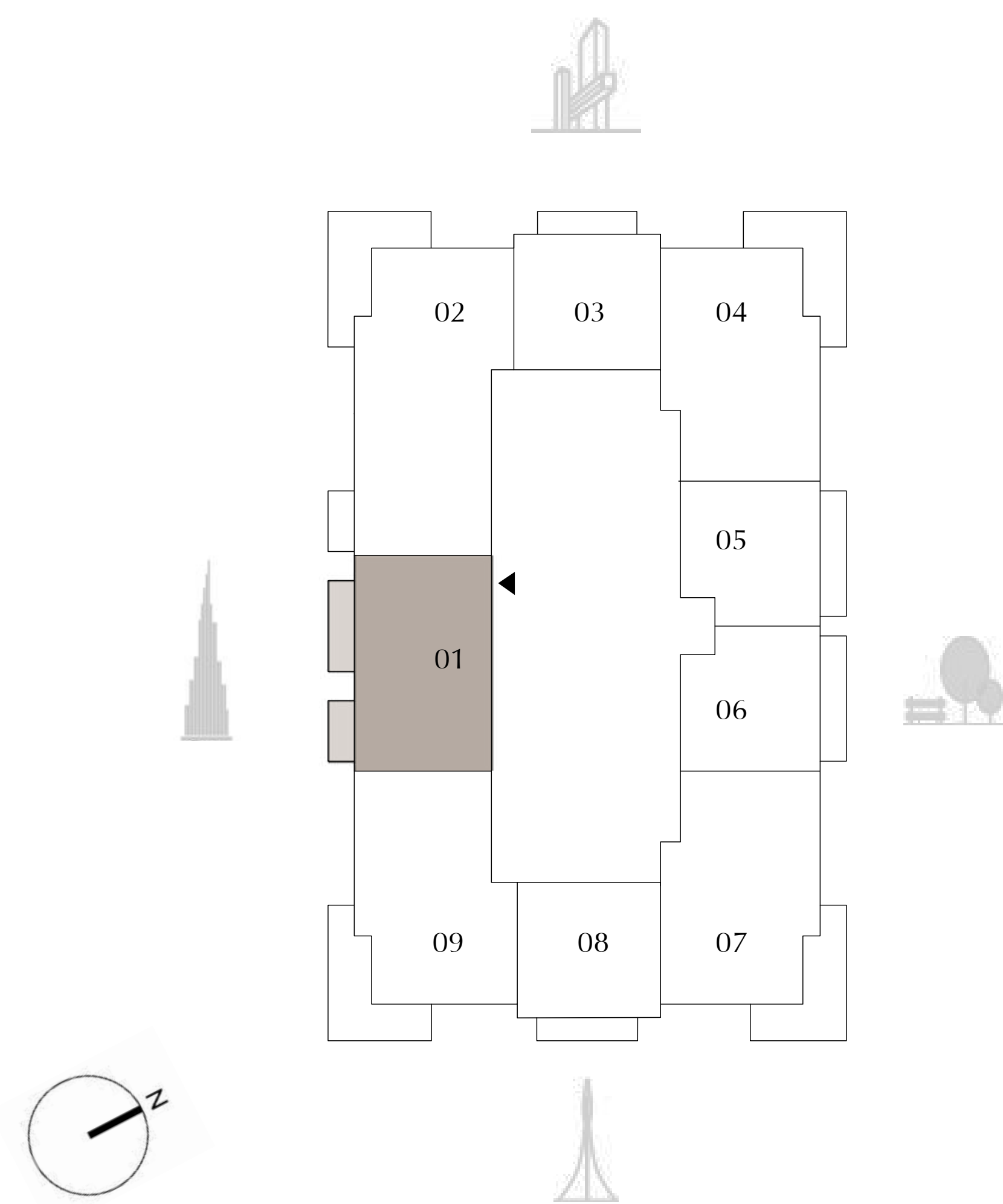
TOWER 2
2 BEDROOM

LEVELS 31 - 47 UNIT 01

SUITE AREA	1,003.52 SQ.FT.	93.23 SQ.M.
BALCONY AREA	143.16 SQ.FT.	13.30 SQ.M.
TOTAL AREA	1,146.68 SQ.FT.	106.53 SQ.M.

KEY PLAN

KEY SECTION



FLOOR PLAN 1. All dimensions are in imperial and metric, and measured from finish to finish excluding construction tolerances. 2. All materials, dimensions, and drawings are approximate only. 3. Information is subject to change without notice, at developer's absolute discretion. 4. Actual area may vary from the stated area. 5. Drawings not to scale. 6. All images used are for illustrative purposes only and do not represent the actual size, features, specifications, fittings, and furnishings. 7. The developer reserves the right to make revisions / alterations, at it's absolute discretion, without any liability whatsoever.

▲
ADDRESS
RESIDENCES
ZABEEL

DIFC Views

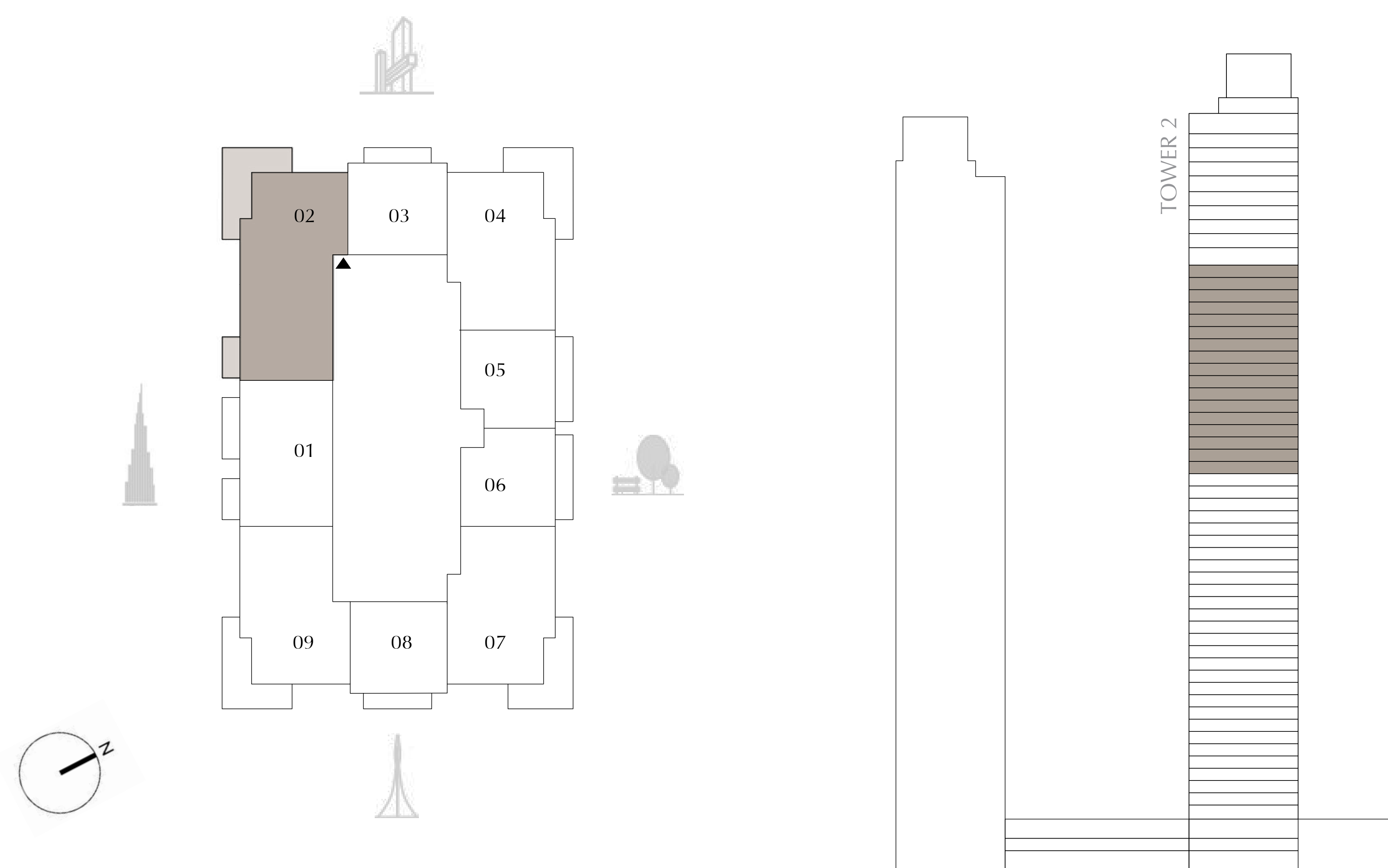
TOWER 2
3 BEDROOM

LEVELS 31 - 47 UNIT 02

SUITE AREA	1476.81 SQ.FT.	137.20 SQ.M.
BALCONY AREA	360.70 SQ.FT.	33.51 SQ.M.
<hr/>		
TOTAL AREA	1837.51 SQ.FT.	170.71 SQ.M.

KEY PLAN

KEY SECTION



FLOOR PLAN 1. All dimensions are in imperial and metric, and measured from finish to finish excluding construction tolerances. 2. All materials, dimensions, and drawings are approximate only. 3. Information is subject to change without notice, at developer's absolute discretion. 4. Actual area may vary from the stated area. 5. Drawings not to scale. 6. All images used are for illustrative purposes only and do not represent the actual size, features, specifications, fittings, and furnishings. 7. The developer reserves the right to make revisions / alterations, at it's absolute discretion, without any liability whatsoever.



ADDRESS
RESIDENCES
ZABEEL

DIFC Views

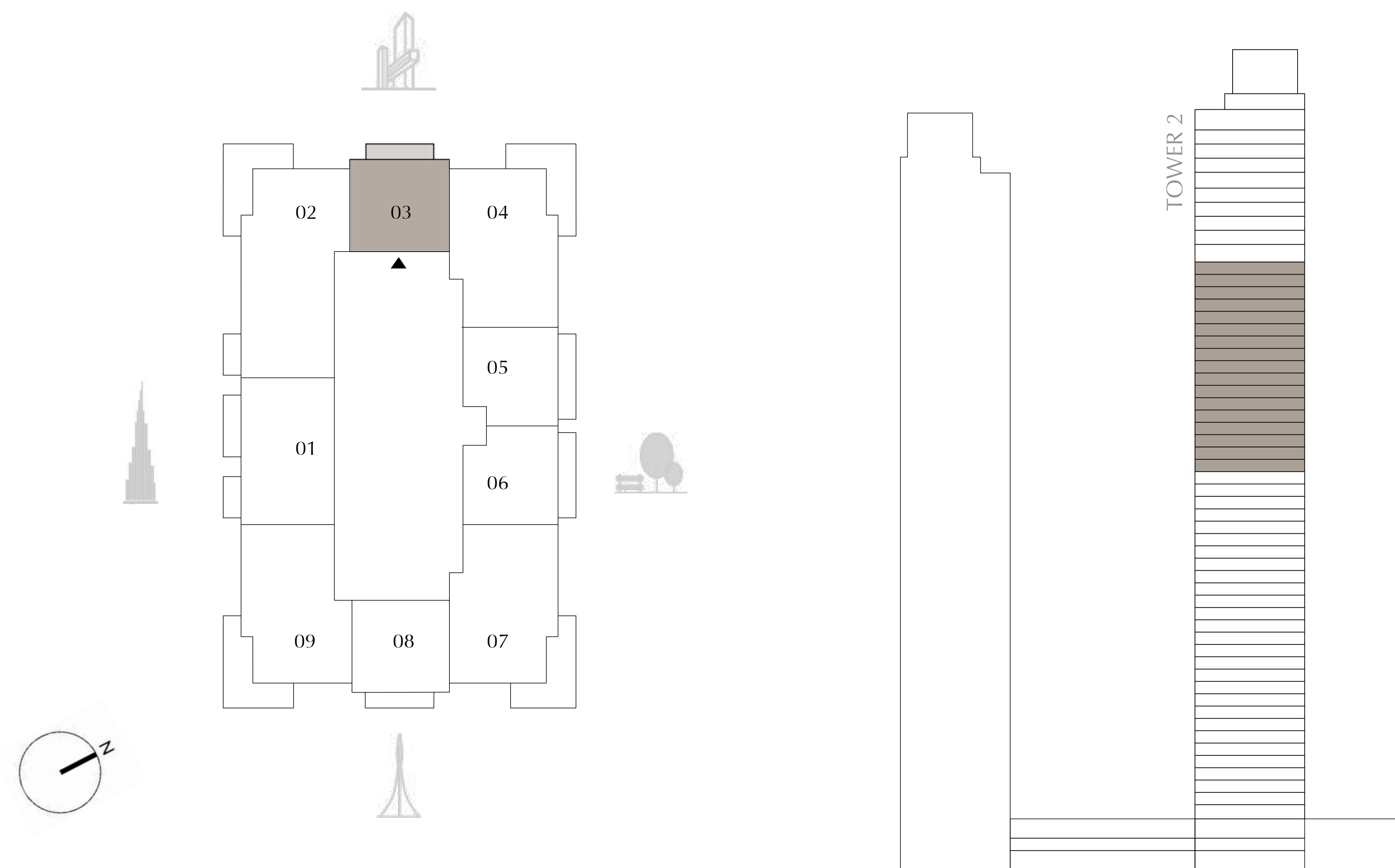
TOWER 2
1 BEDROOM

LEVELS 31 - 47 UNIT 03

SUITE AREA	664.24 SQ.FT.	61.71 SQ.M.
BALCONY AREA	95.80 SQ.FT.	8.90 SQ.M.
TOTAL AREA	760.04 SQ.FT.	70.61 SQ.M.

KEY PLAN

KEY SECTION



FLOOR PLAN 1. All dimensions are in imperial and metric, and measured from finish to finish excluding construction tolerances. 2. All materials, dimensions, and drawings are approximate only. 3. Information is subject to change without notice, at developer's absolute discretion. 4. Actual area may vary from the stated area. 5. Drawings not to scale. 6. All images used are for illustrative purposes only and do not represent the actual size, features, specifications, fittings, and furnishings. 7. The developer reserves the right to make revisions / alterations, at it's absolute discretion, without any liability whatsoever.



**ADDRESS
RESIDENCES
ZABEEL**

DIFC Views

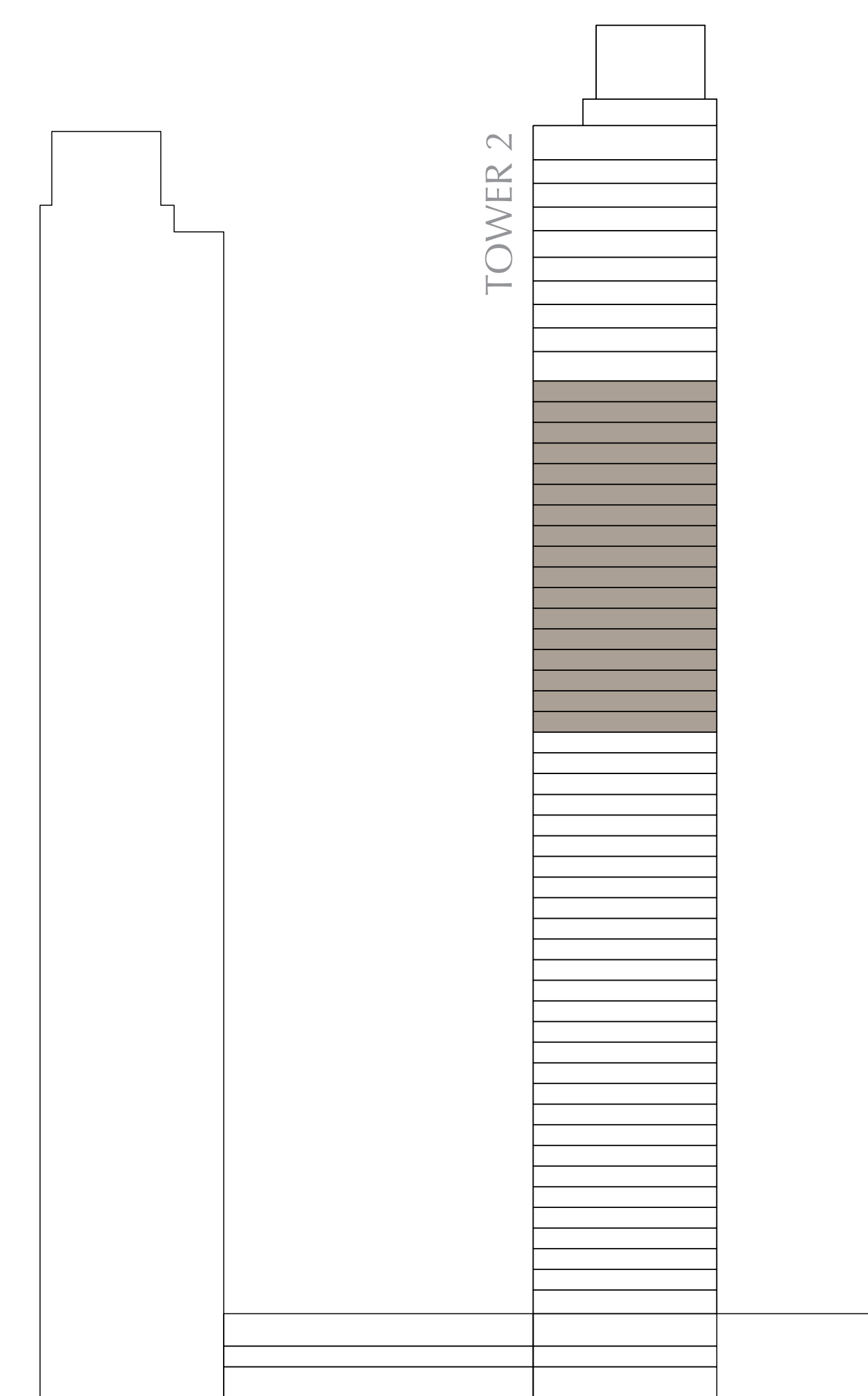
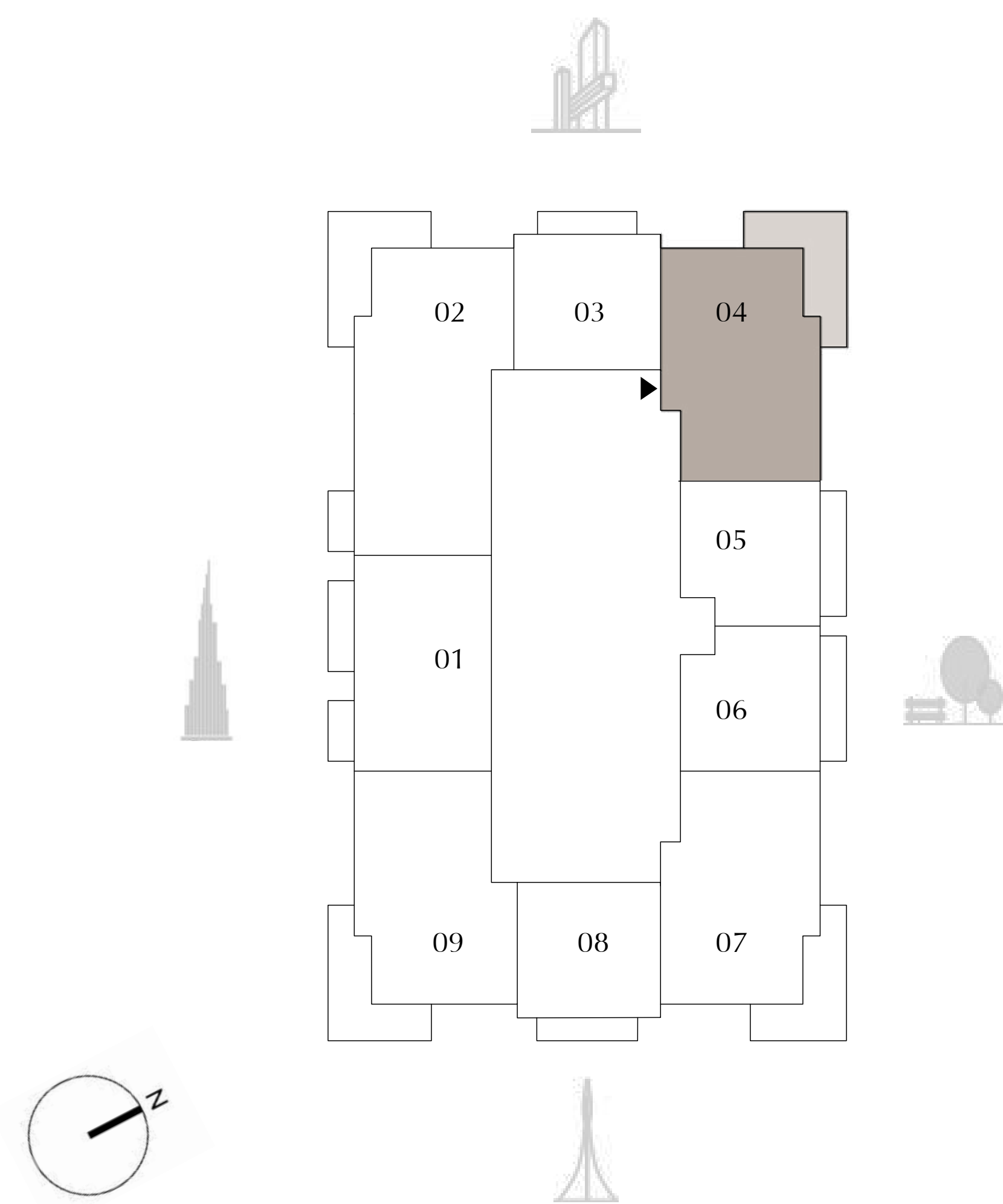
**TOWER 2
2 BEDROOM**

LEVELS 31 - 47 UNIT 04

SUITE AREA	1,140.22 SQ.FT.	105.93 SQ.M.
BALCONY AREA	304.30 SQ.FT.	28.27 SQ.M.
TOTAL AREA	1,444.52 SQ.FT.	134.20 SQ.M.

KEY PLAN

KEY SECTION



FLOOR PLAN 1. All dimensions are in imperial and metric, and measured from finish to finish excluding construction tolerances. 2. All materials, dimensions, and drawings are approximate only. 3. Information is subject to change without notice, at developer's absolute discretion. 4. Actual area may vary from the stated area. 5. Drawings not to scale. 6. All images used are for illustrative purposes only and do not represent the actual size, features, specifications, fittings, and furnishings. 7. The developer reserves the right to make revisions / alterations, at it's absolute discretion, without any liability whatsoever.



ADDRESS
RESIDENCES
ZABEEL

DIFC Views

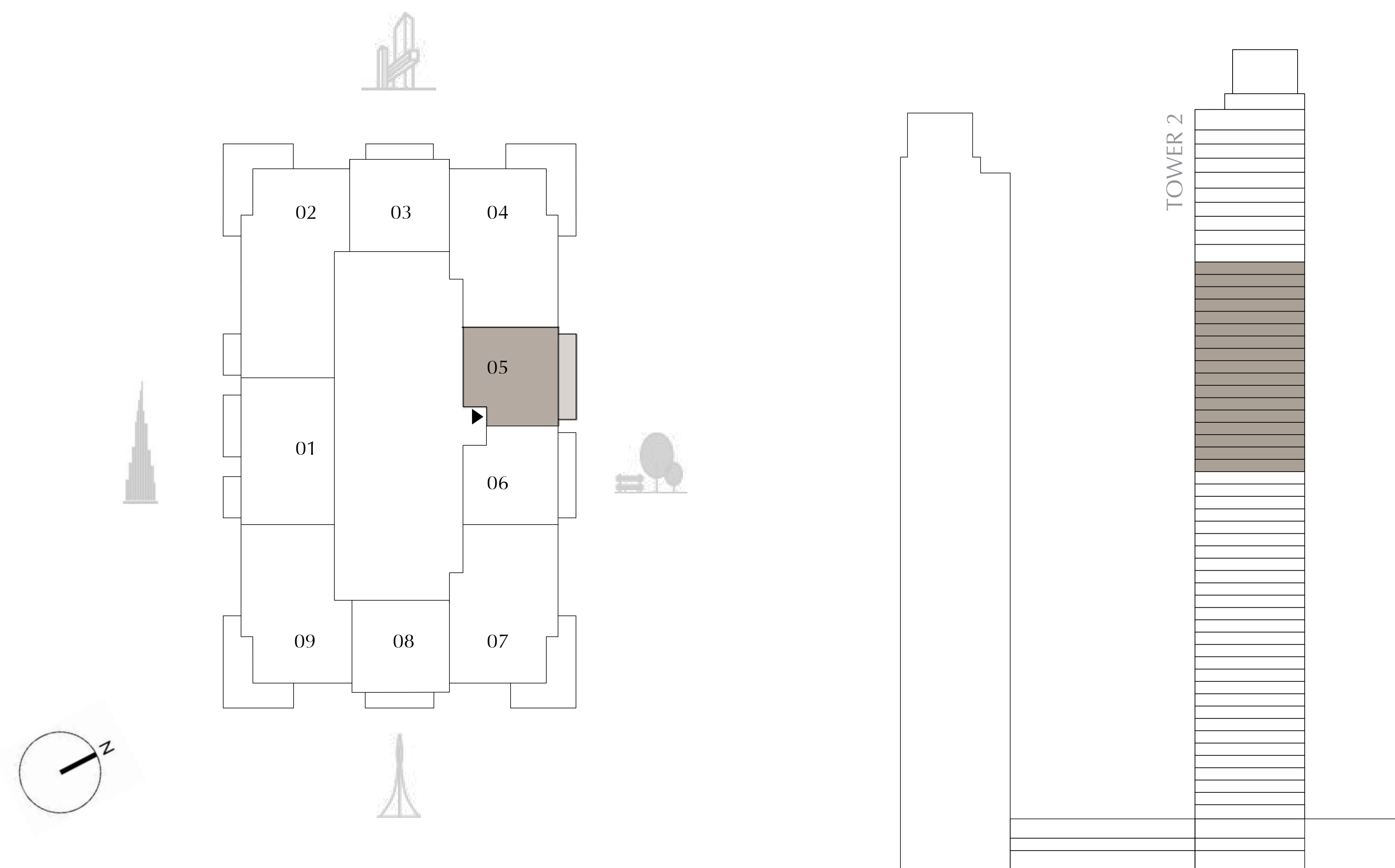
TOWER 2
1 BEDROOM

LEVELS 31 - 47 UNIT 05

SUITE AREA	644.33 SQ.FT.	59.86 SQ.M.
BALCONY AREA	118.94 SQ.FT.	11.05 SQ.M.
TOTAL AREA	763.27 SQ.FT.	70.91 SQ.M.

KEY PLAN

KEY SECTION



FLOOR PLAN 1. All dimensions are in imperial and metric, and measured from finish to finish excluding construction tolerances. 2. All materials, dimensions, and drawings are approximate only. 3. Information is subject to change without notice, at developer's absolute discretion. 4. Actual area may vary from the stated area. 5. Drawings not to scale. 6. All images used are for illustrative purposes only and do not represent the actual size, features, specifications, fittings, and furnishings. 7. The developer reserves the right to make revisions / alterations, at it's absolute discretion, without any liability whatsoever.



ADDRESS
RESIDENCES
ZABEEL

DIFC Views

TOWER 2
1 BEDROOM

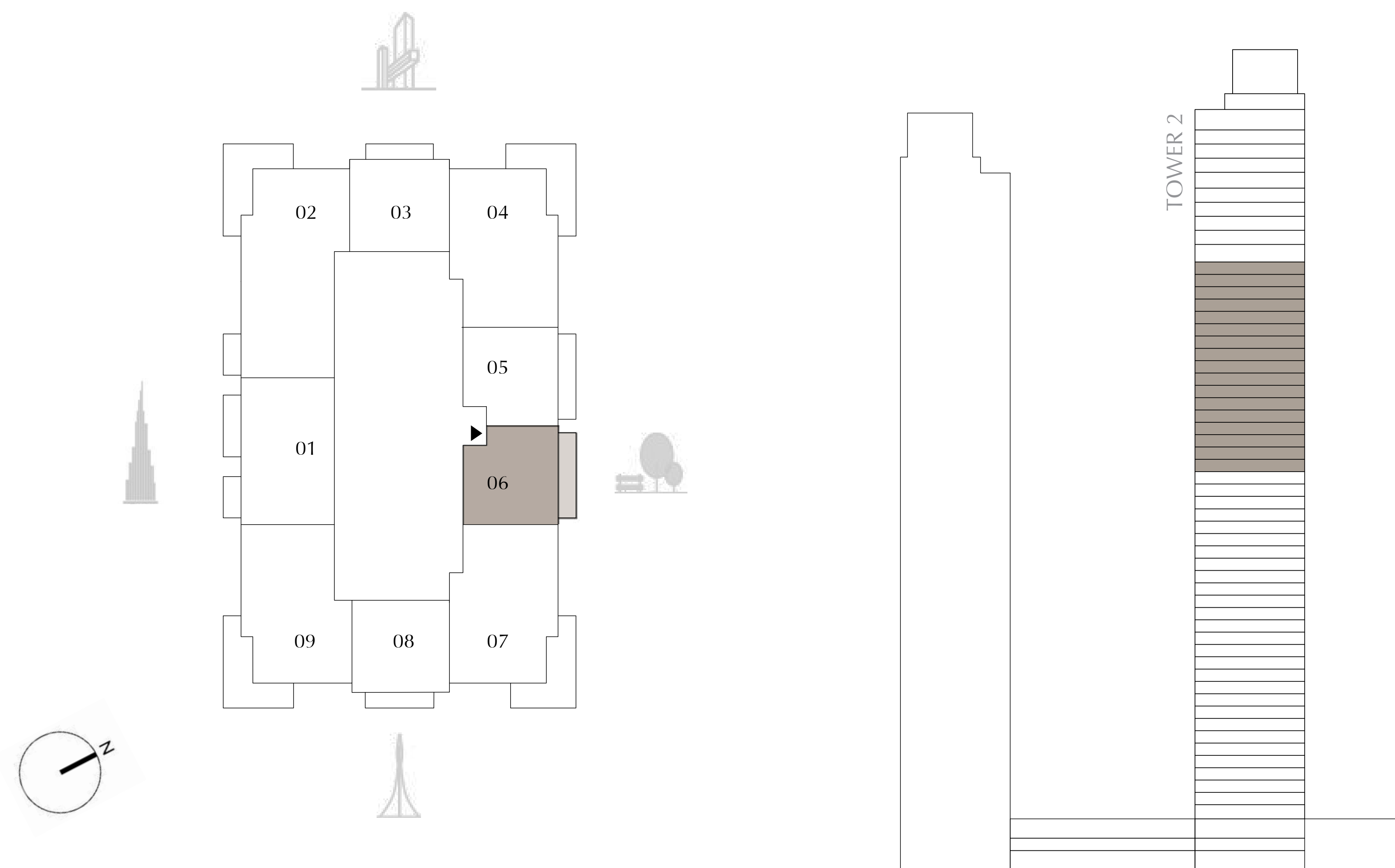
LEVELS 31 - 47 UNIT 06

SUITE AREA	644.33 SQ.FT.	59.86 SQ.M.
BALCONY AREA	118.94 SQ.FT.	11.05 SQ.M.
TOTAL AREA	763.27 SQ.FT.	70.91 SQ.M.



KEY PLAN

KEY SECTION



FLOOR PLAN 1. All dimensions are in imperial and metric, and measured from finish to finish excluding construction tolerances. 2. All materials, dimensions, and drawings are approximate only. 3. Information is subject to change without notice, at developer's absolute discretion. 4. Actual area may vary from the stated area. 5. Drawings not to scale. 6. All images used are for illustrative purposes only and do not represent the actual size, features, specifications, fittings, and furnishings. 7. The developer reserves the right to make revisions / alterations, at it's absolute discretion, without any liability whatsoever.



ADDRESS
RESIDENCES
ZABEEL

DIFC Views

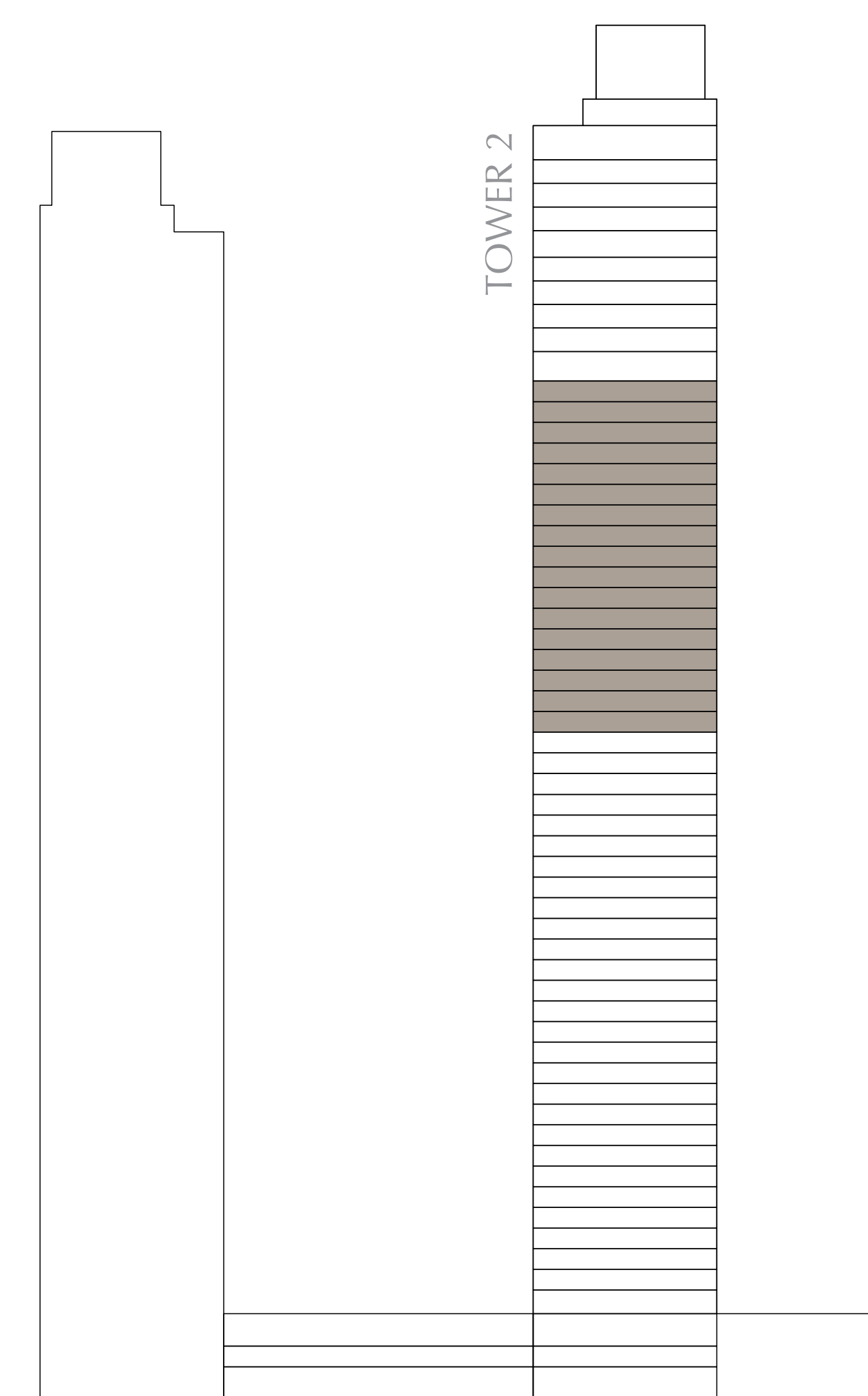
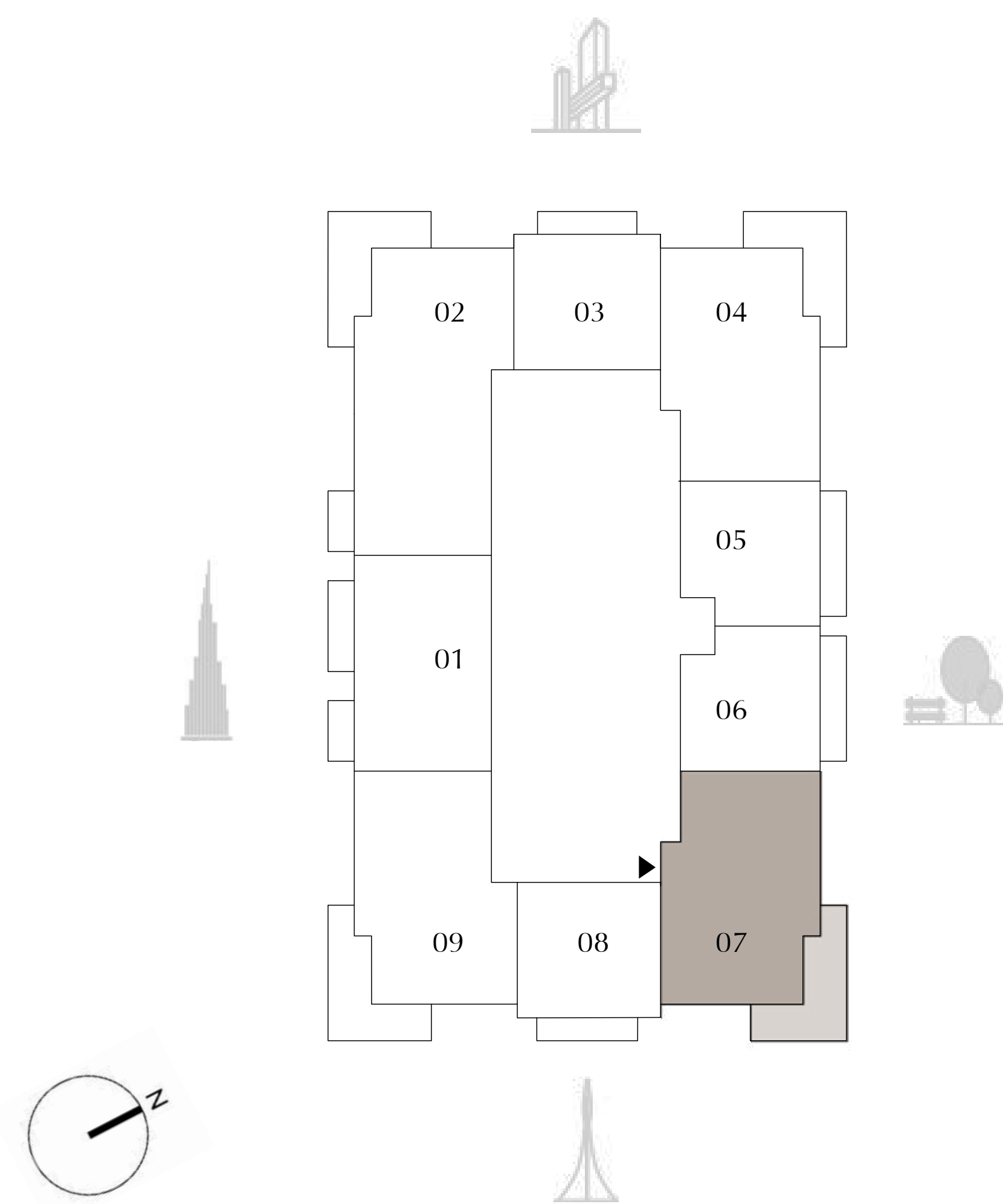
TOWER 2
2 BEDROOM

LEVELS 31 - 47 UNIT 07

SUITE AREA	1,140.22 SQ.FT.	105.93 SQ.M.
BALCONY AREA	304.30 SQ.FT.	28.27 SQ.M.
TOTAL AREA	1,444.52 SQ.FT.	134.20 SQ.M.

KEY PLAN

KEY SECTION



FLOOR PLAN 1. All dimensions are in imperial and metric, and measured from finish to finish excluding construction tolerances. 2. All materials, dimensions, and drawings are approximate only. 3. Information is subject to change without notice, at developer's absolute discretion. 4. Actual area may vary from the stated area. 5. Drawings not to scale. 6. All images used are for illustrative purposes only and do not represent the actual size, features, specifications, fittings, and furnishings. 7. The developer reserves the right to make revisions / alterations, at it's absolute discretion, without any liability whatsoever.



ADDRESS
RESIDENCES
ZABEEL

DIFC Views

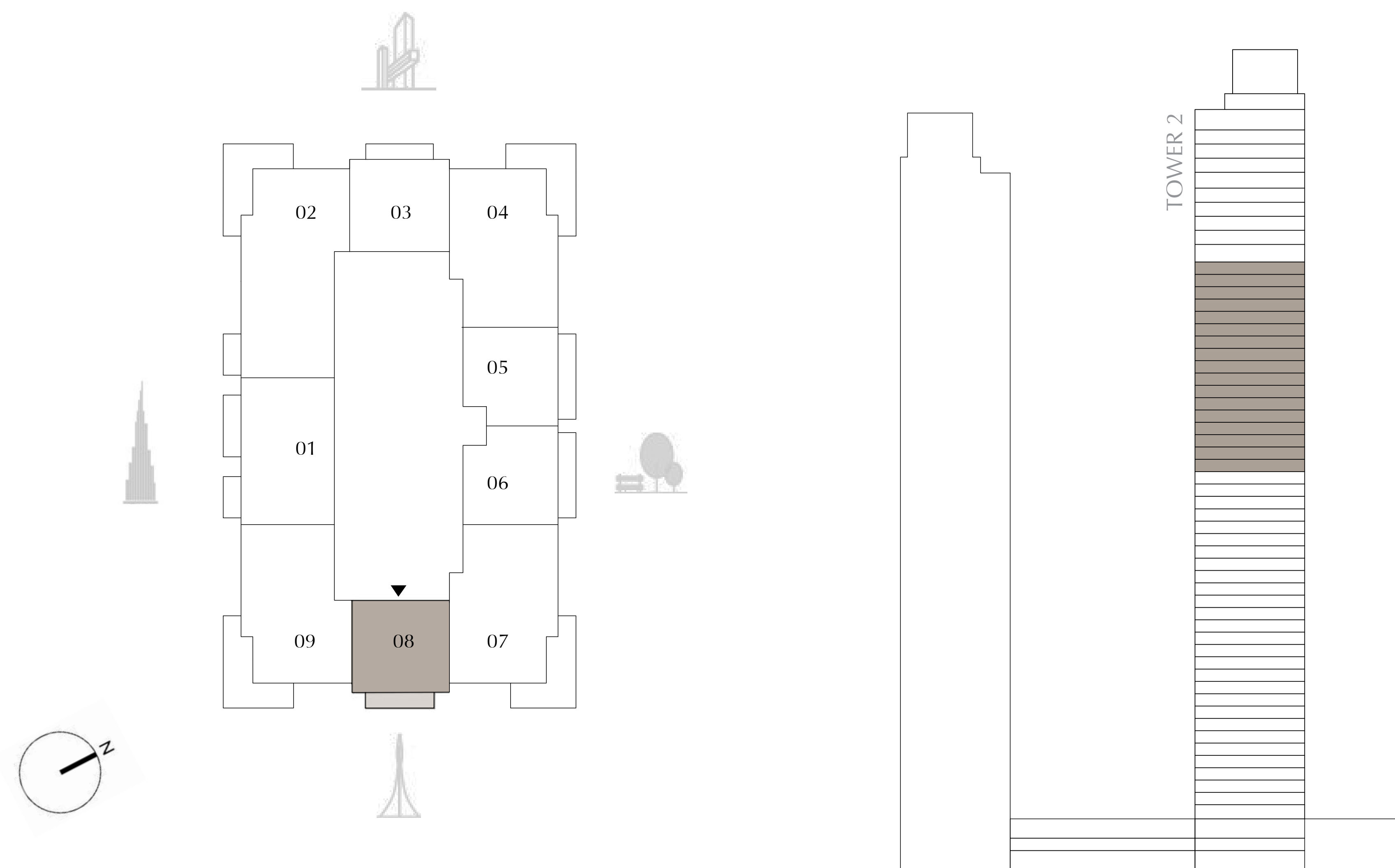
TOWER 2
1 BEDROOM

LEVELS 31 - 47 UNIT 08

SUITE AREA	671.24 SQ.FT.	62.36 SQ.M.
BALCONY AREA	95.80 SQ.FT.	8.90 SQ.M.
TOTAL AREA	767.04 SQ.FT.	71.26 SQ.M.

KEY PLAN

KEY SECTION



FLOOR PLAN 1. All dimensions are in imperial and metric, and measured from finish to finish excluding construction tolerances. 2. All materials, dimensions, and drawings are approximate only. 3. Information is subject to change without notice, at developer's absolute discretion. 4. Actual area may vary from the stated area. 5. Drawings not to scale. 6. All images used are for illustrative purposes only and do not represent the actual size, features, specifications, fittings, and furnishings. 7. The developer reserves the right to make revisions / alterations, at it's absolute discretion, without any liability whatsoever.



ADDRESS
RESIDENCES
ZABEEL

DIFC Views

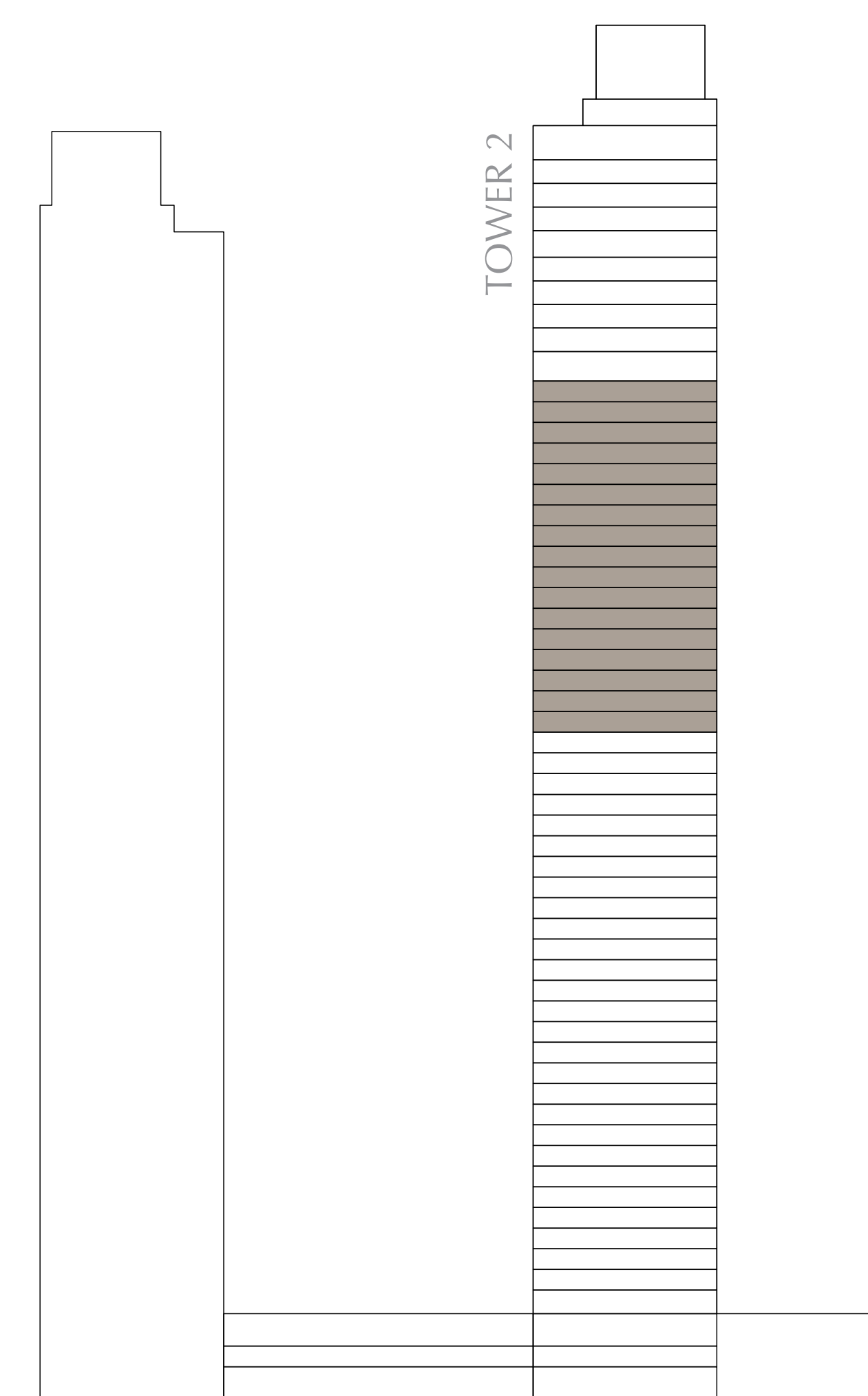
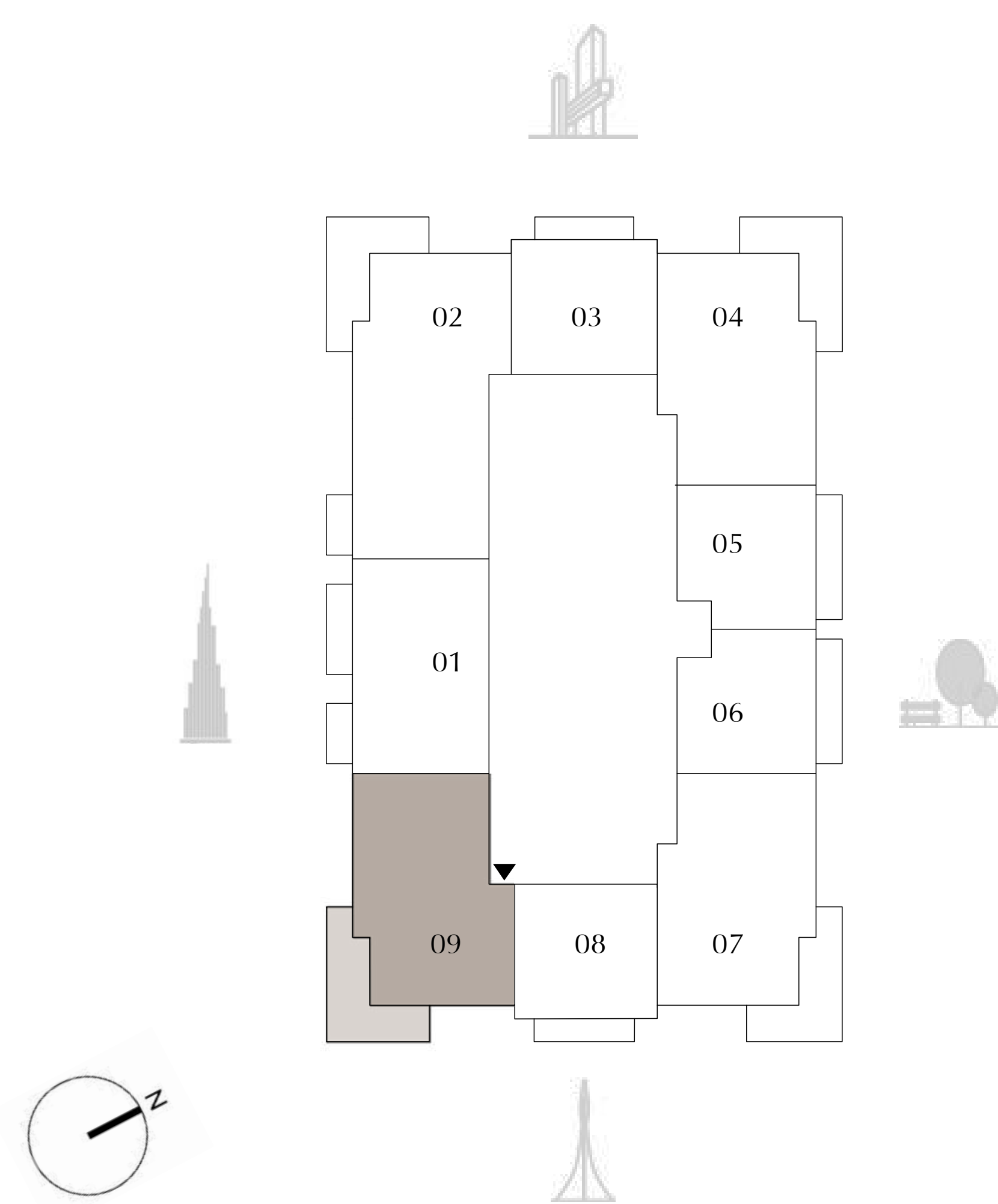
TOWER 2
2 BEDROOM

LEVELS 31 - 47 UNIT 09

SUITE AREA	1,120.42 SQ.FT.	104.09 SQ.M.
BALCONY AREA	304.30 SQ.FT.	28.27 SQ.M.
TOTAL AREA	1,424.72 SQ.FT.	132.36 SQ.M.

KEY PLAN

KEY SECTION



FLOOR PLAN 1. All dimensions are in imperial and metric, and measured from finish to finish excluding construction tolerances. 2. All materials, dimensions, and drawings are approximate only. 3. Information is subject to change without notice, at developer's absolute discretion. 4. Actual area may vary from the stated area. 5. Drawings not to scale. 6. All images used are for illustrative purposes only and do not represent the actual size, features, specifications, fittings, and furnishings. 7. The developer reserves the right to make revisions / alterations, at it's absolute discretion, without any liability whatsoever.



ADDRESS
RESIDENCES
ZABEEL

DIFC Views

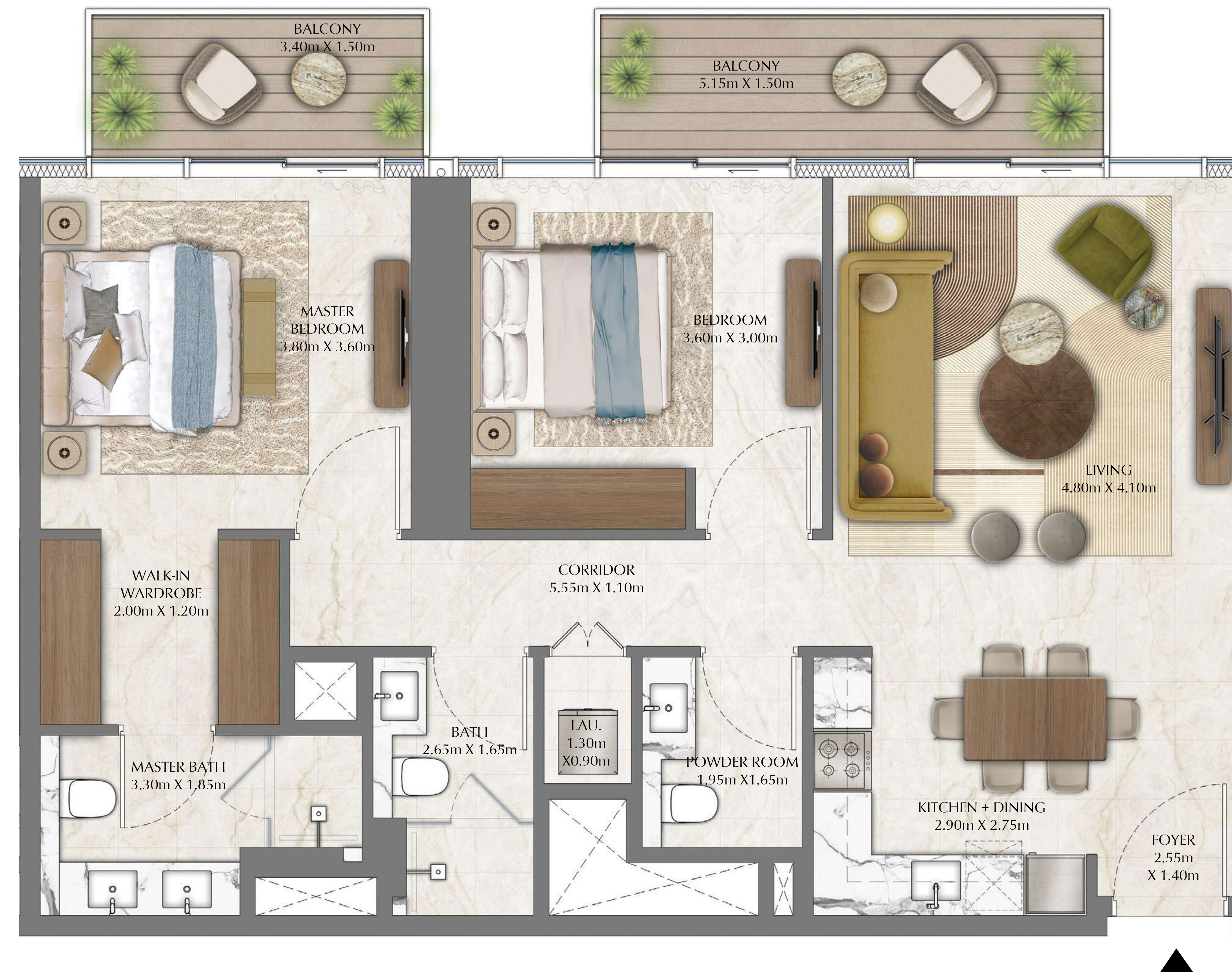

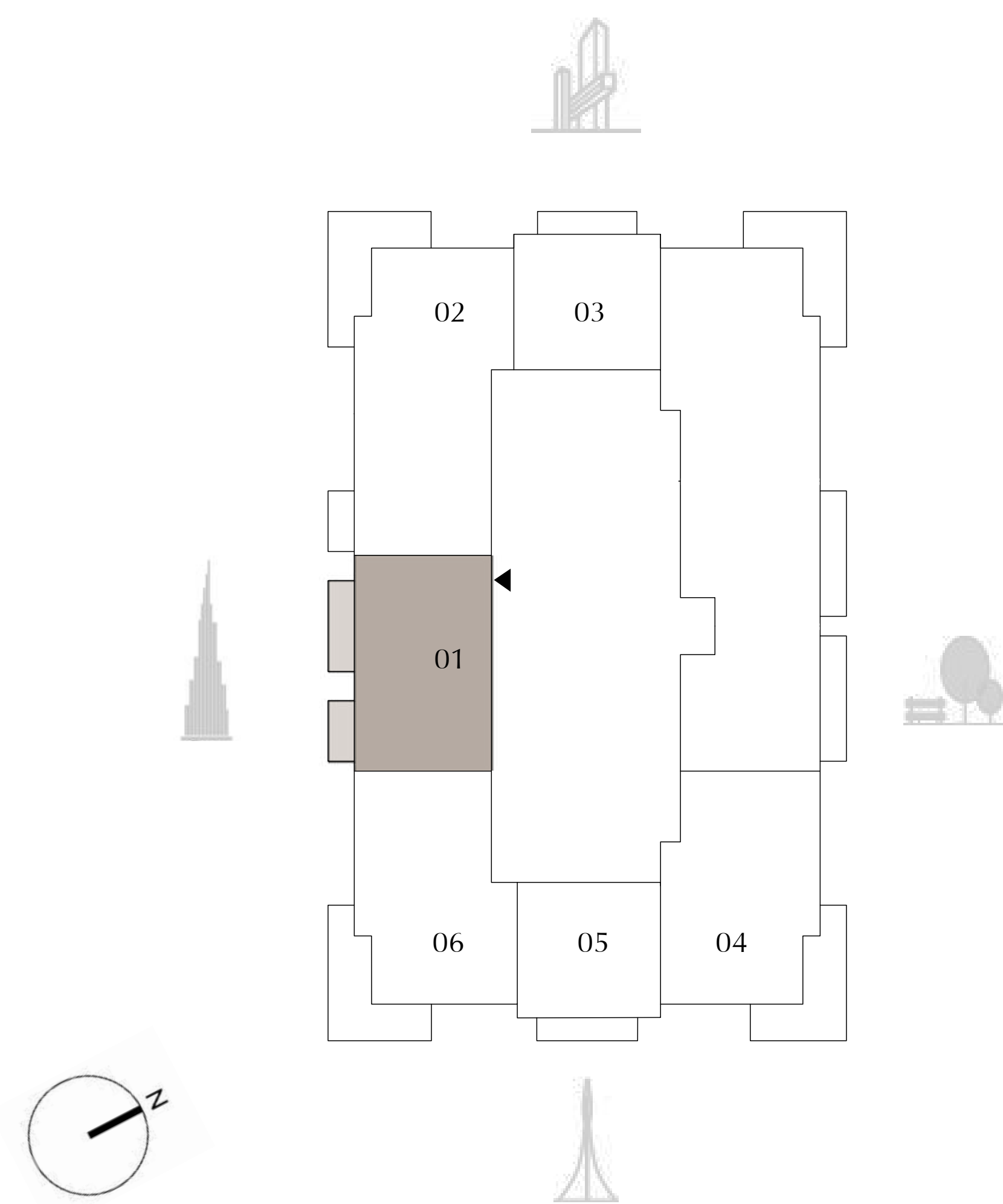
TOWER 2
2 BEDROOM

LEVEL 48 UNIT 01

SUITE AREA	1,003.52 SQ.FT.	93.23 SQ.M.
BALCONY AREA	143.16 SQ.FT.	13.30 SQ.M.
TOTAL AREA	1,146.68 SQ.FT.	106.53 SQ.M.

KEY PLAN

KEY SECTION



FLOOR PLAN 1. All dimensions are in imperial and metric, and measured from finish to finish excluding construction tolerances. 2. All materials, dimensions, and drawings are approximate only. 3. Information is subject to change without notice, at developer's absolute discretion. 4. Actual area may vary from the stated area. 5. Drawings not to scale. 6. All images used are for illustrative purposes only and do not represent the actual size, features, specifications, fittings, and furnishings. 7. The developer reserves the right to make revisions / alterations, at it's absolute discretion, without any liability whatsoever.

▲
ADDRESS
RESIDENCES
ZABEEL

DIFC Views

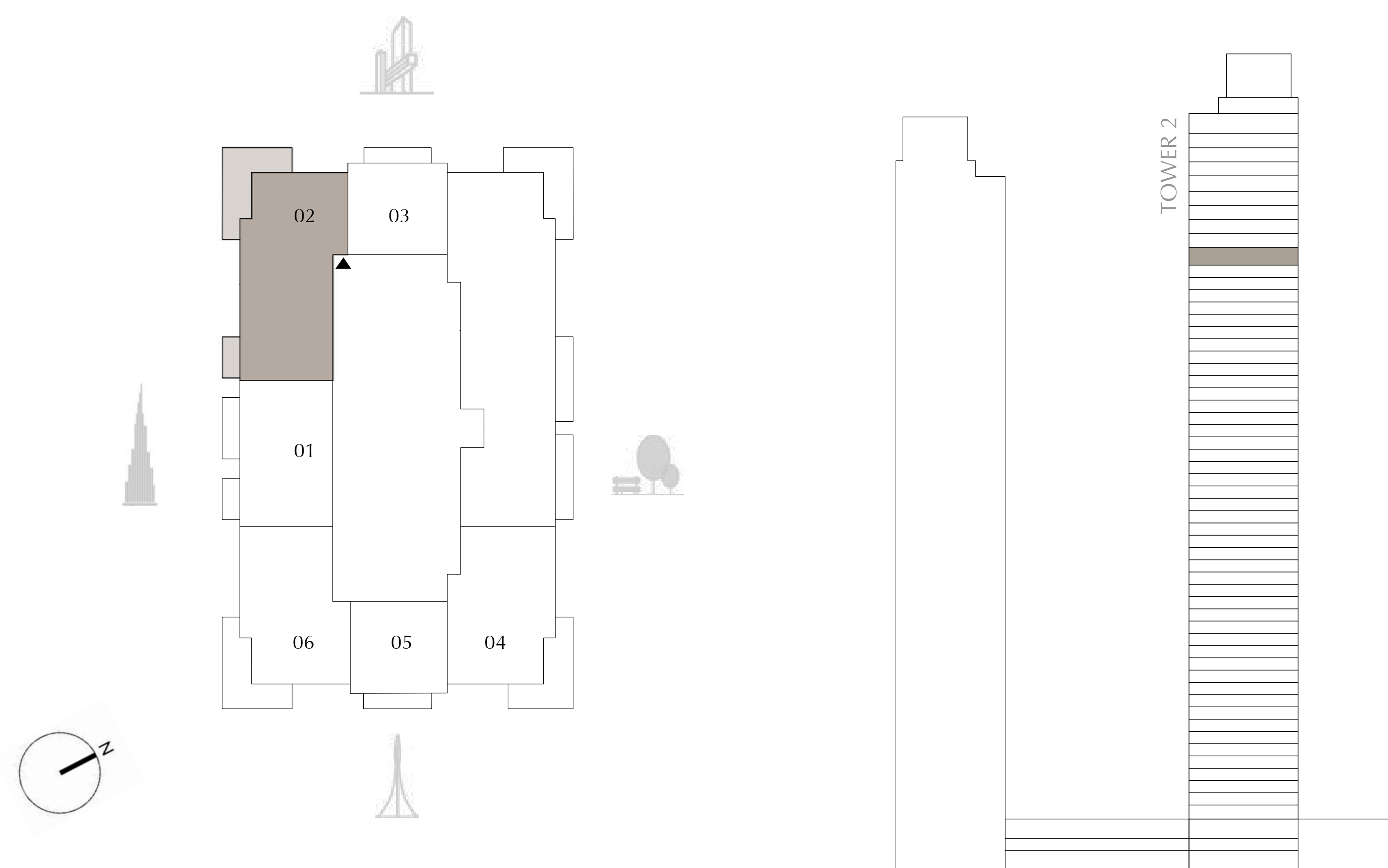
TOWER 2
3 BEDROOM

LEVEL 48 UNIT 02

SUITE AREA	1,476.81 SQ.FT.	137.20 SQ.M.
BALCONY AREA	360.70 SQ.FT.	33.51 SQ.M.
TOTAL AREA	1,837.51 SQ.FT.	170.71 SQ.M.

KEY PLAN

KEY SECTION



FLOOR PLAN 1. All dimensions are in imperial and metric, and measured from finish to finish excluding construction tolerances. 2. All materials, dimensions, and drawings are approximate only. 3. Information is subject to change without notice, at developer's absolute discretion. 4. Actual area may vary from the stated area. 5. Drawings not to scale. 6. All images used are for illustrative purposes only and do not represent the actual size, features, specifications, fittings, and furnishings. 7. The developer reserves the right to make revisions / alterations, at it's absolute discretion, without any liability whatsoever.



ADDRESS
RESIDENCES
ZABEEL

DIFC Views

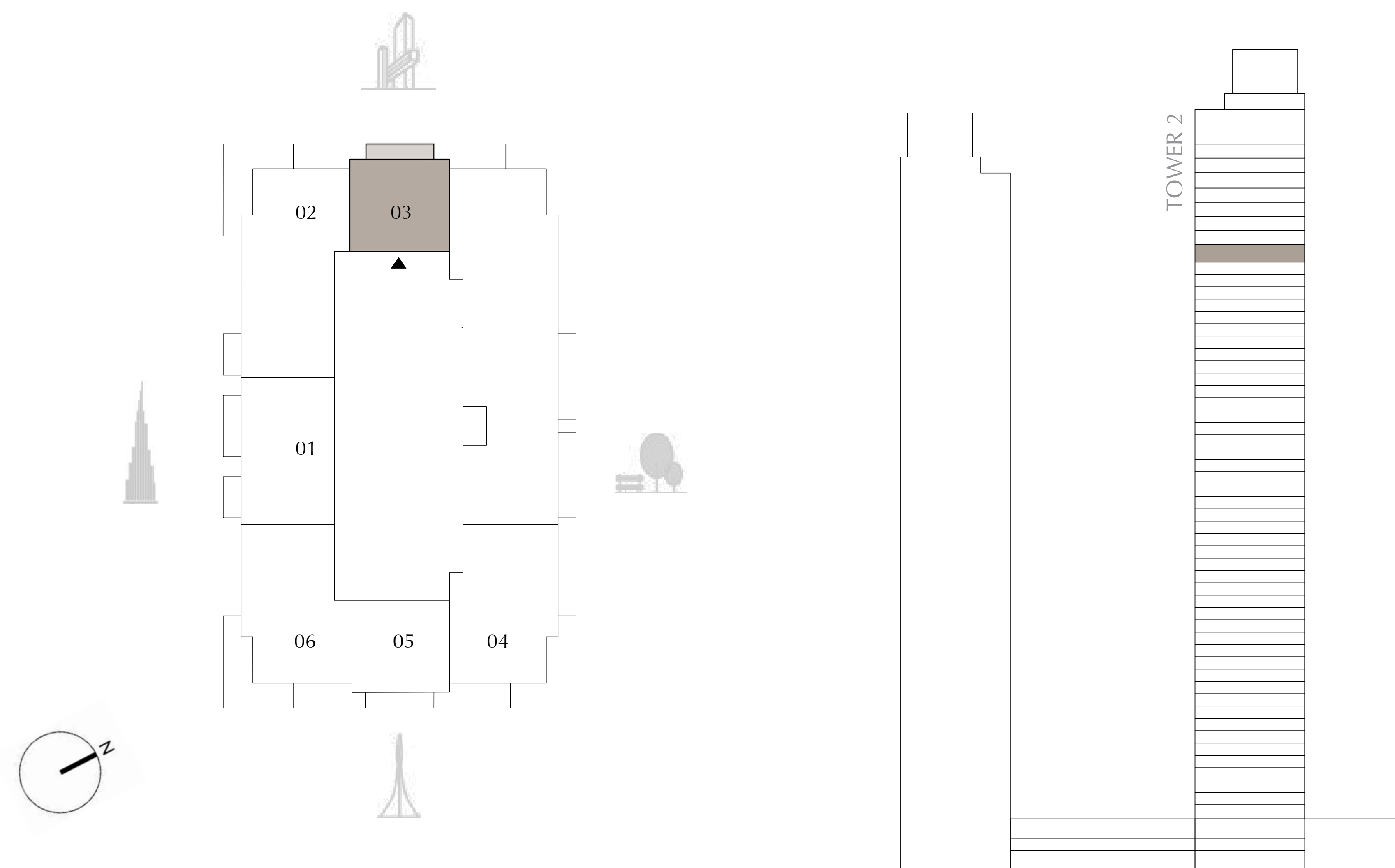
TOWER 2
1 BEDROOM

LEVEL 48 UNIT 03

SUITE AREA	664.24 SQ.FT.	61.71 SQ.M.
BALCONY AREA	95.80 SQ.FT.	8.90 SQ.M.
TOTAL AREA	760.04 SQ.FT.	70.61 SQ.M.

KEY PLAN

KEY SECTION



FLOOR PLAN 1. All dimensions are in imperial and metric, and measured from finish to finish excluding construction tolerances. 2. All materials, dimensions, and drawings are approximate only. 3. Information is subject to change without notice, at developer's absolute discretion. 4. Actual area may vary from the stated area. 5. Drawings not to scale. 6. All images used are for illustrative purposes only and do not represent the actual size, features, specifications, fittings, and furnishings. 7. The developer reserves the right to make revisions / alterations, at it's absolute discretion, without any liability whatsoever.



ADDRESS
RESIDENCES
ZABEEL

DIFC Views


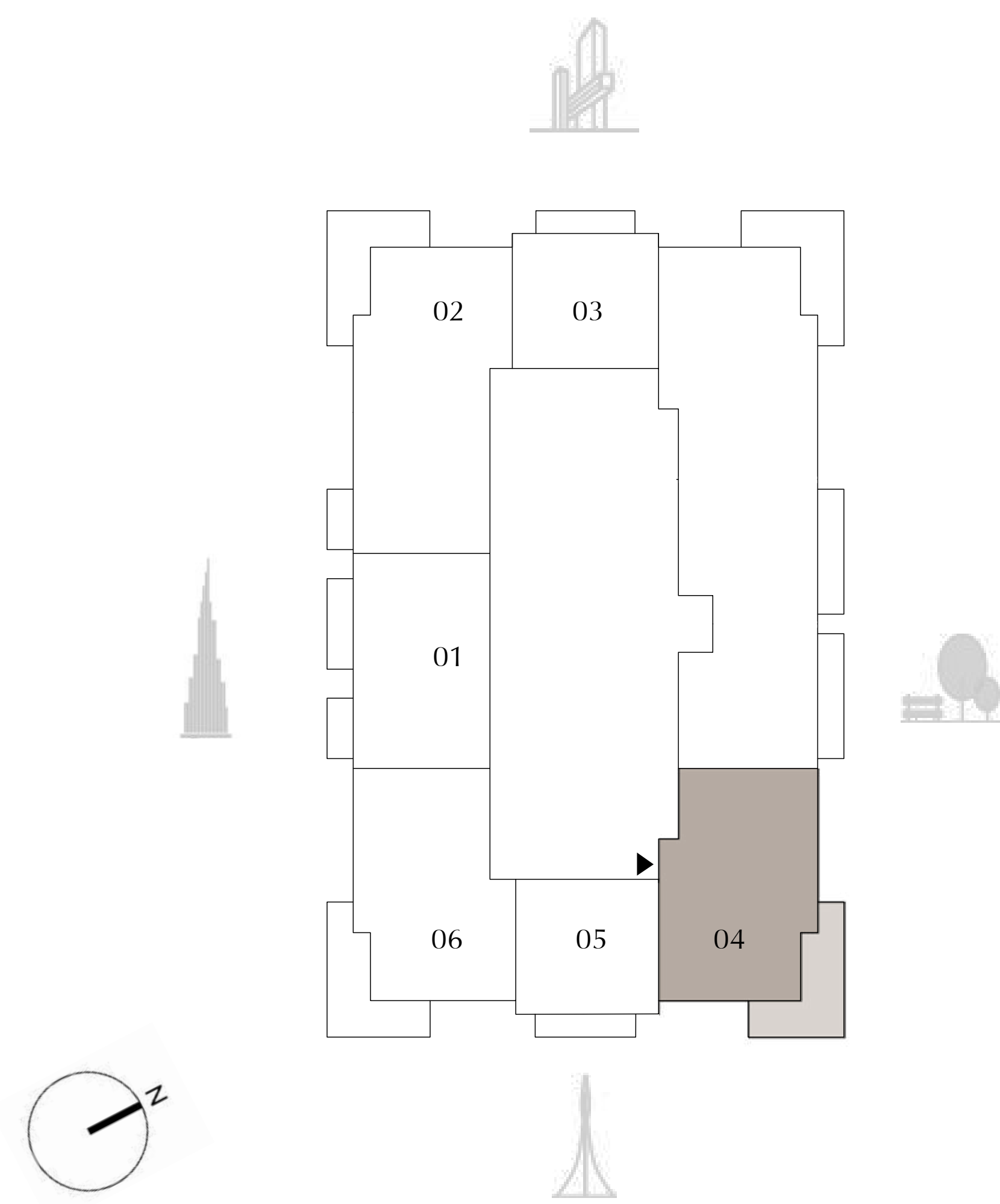
TOWER 2
2 BEDROOM

LEVEL 48 UNIT 04

SUITE AREA	1,138.39 SQ.FT.	105.76 SQ.M.
BALCONY AREA	304.30 SQ.FT.	28.27 SQ.M.
TOTAL AREA	1,442.69 SQ.FT.	134.03 SQ.M.

KEY PLAN

KEY SECTION



FLOOR PLAN 1. All dimensions are in imperial and metric, and measured from finish to finish excluding construction tolerances. 2. All materials, dimensions, and drawings are approximate only. 3. Information is subject to change without notice, at developer's absolute discretion. 4. Actual area may vary from the stated area. 5. Drawings not to scale. 6. All images used are for illustrative purposes only and do not represent the actual size, features, specifications, fittings, and furnishings. 7. The developer reserves the right to make revisions / alterations, at it's absolute discretion, without any liability whatsoever.



ADDRESS
RESIDENCES
ZABEEL

DIFC Views

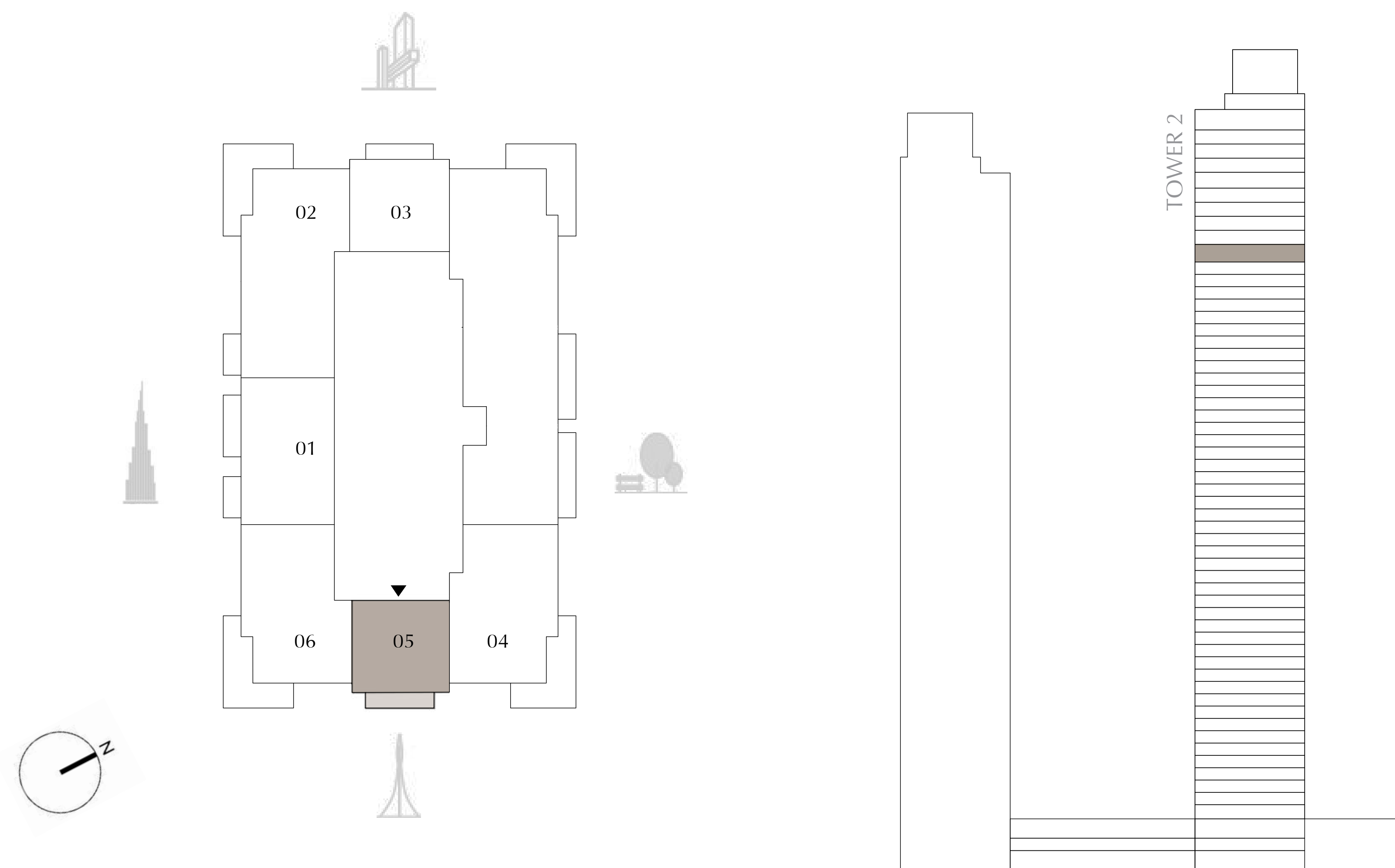
TOWER 2
1 BEDROOM

LEVEL 48 UNIT 05

SUITE AREA	671.24 SQ.FT.	62.36 SQ.M.
BALCONY AREA	95.80 SQ.FT.	8.90 SQ.M.
TOTAL AREA	767.04 SQ.FT.	71.26 SQ.M.

KEY PLAN

KEY SECTION



FLOOR PLAN 1. All dimensions are in imperial and metric, and measured from finish to finish excluding construction tolerances. 2. All materials, dimensions, and drawings are approximate only. 3. Information is subject to change without notice, at developer's absolute discretion. 4. Actual area may vary from the stated area. 5. Drawings not to scale. 6. All images used are for illustrative purposes only and do not represent the actual size, features, specifications, fittings, and furnishings. 7. The developer reserves the right to make revisions / alterations, at it's absolute discretion, without any liability whatsoever.



ADDRESS
RESIDENCES
ZABEEL

DIFC Views


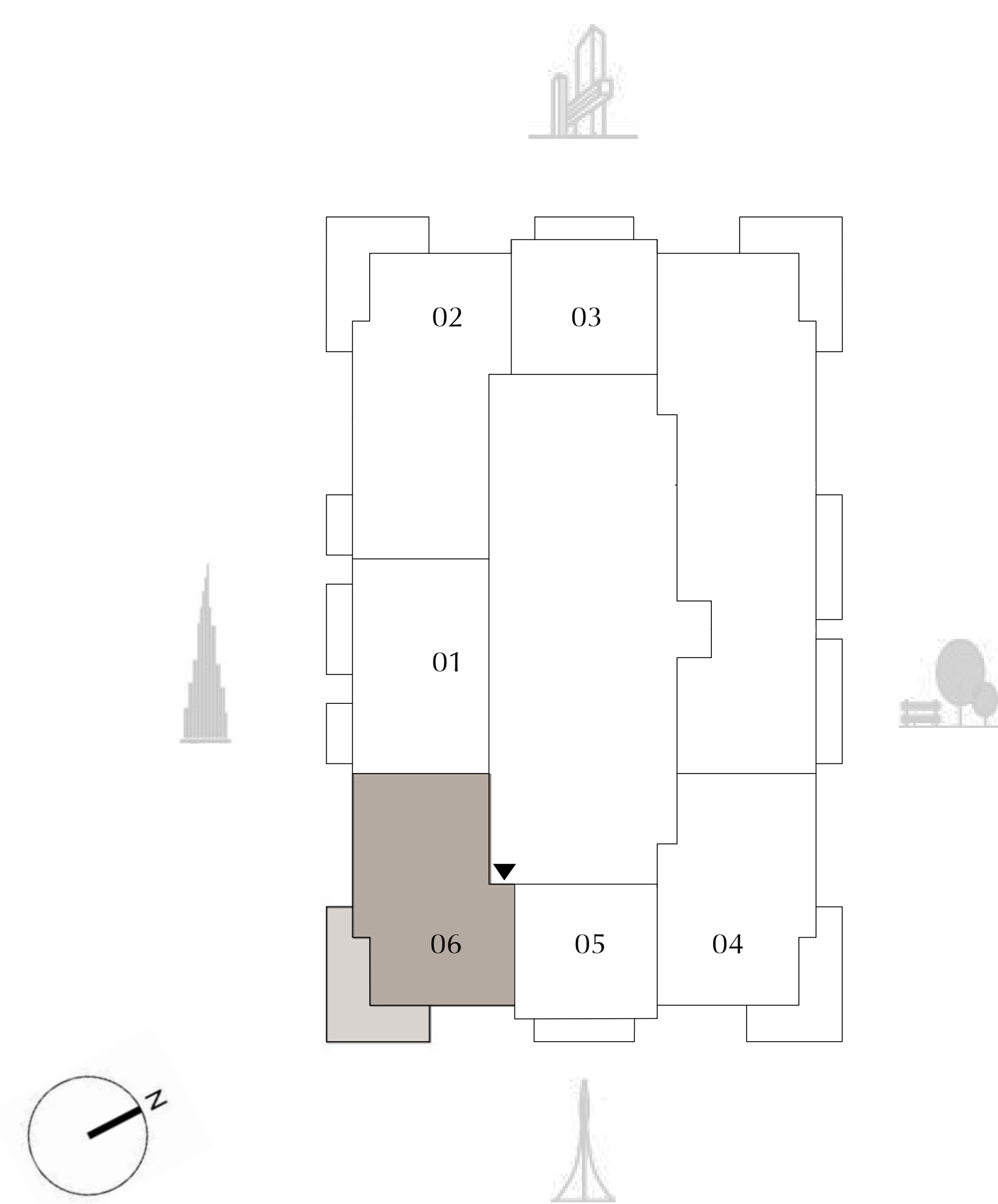
TOWER 2
2 BEDROOM

LEVEL 48 UNIT 06

SUITE AREA	1,120.42 SQ.FT.	104.09 SQ.M.
BALCONY AREA	304.30 SQ.FT.	28.27 SQ.M.
TOTAL AREA	1,424.72 SQ.FT.	132.36 SQ.M.

KEY PLAN

KEY SECTION



FLOOR PLAN 1. All dimensions are in imperial and metric, and measured from finish to finish excluding construction tolerances. 2. All materials, dimensions, and drawings are approximate only. 3. Information is subject to change without notice, at developer's absolute discretion. 4. Actual area may vary from the stated area. 5. Drawings not to scale. 6. All images used are for illustrative purposes only and do not represent the actual size, features, specifications, fittings, and furnishings. 7. The developer reserves the right to make revisions / alterations, at it's absolute discretion, without any liability whatsoever.

ADDRESS
RESIDENCES
ZABEEL

DIFC Views

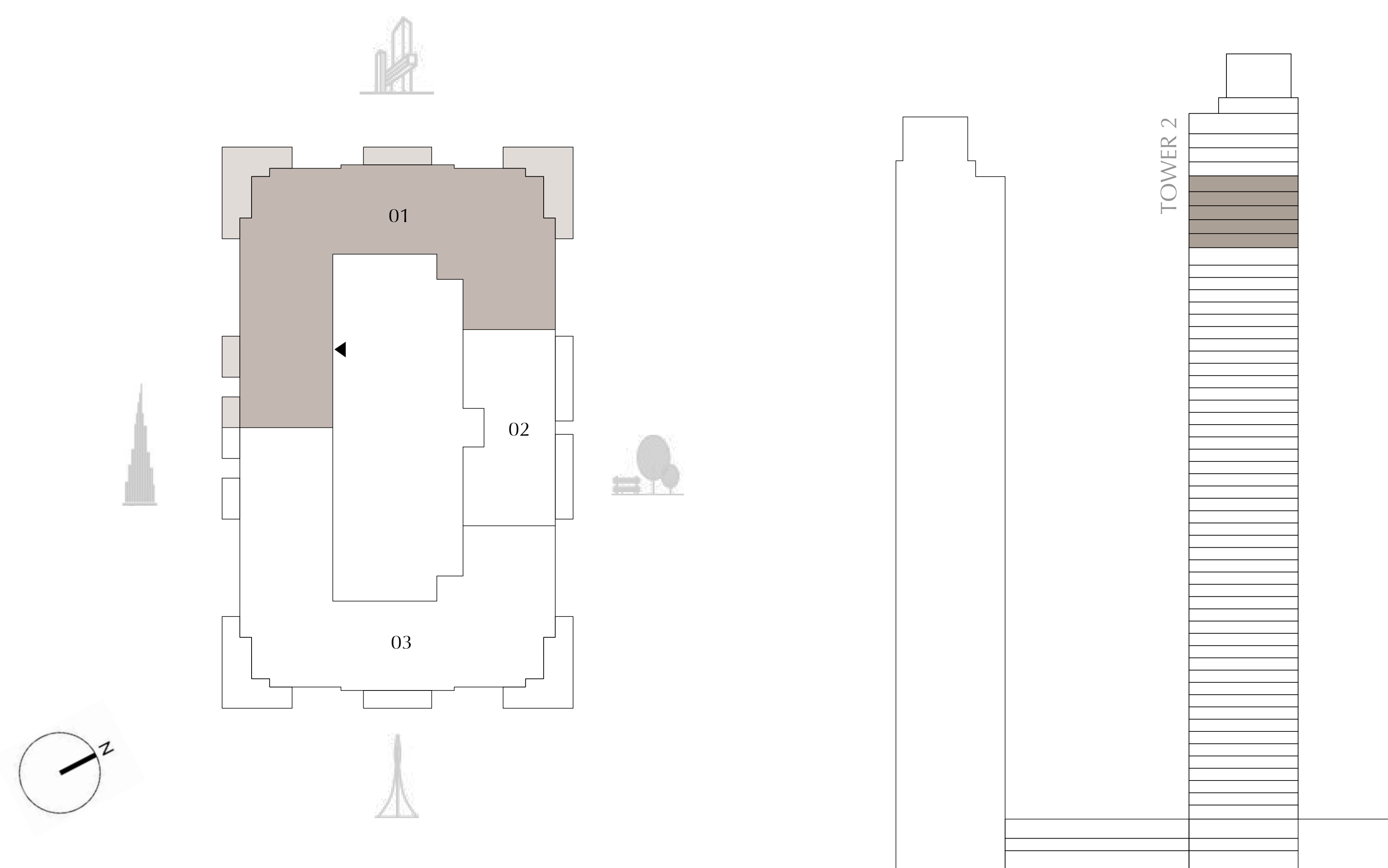
TOWER 2
4 BEDROOM | PENTHOUSE

LEVELS 49 - 53 UNIT 01

SUITE AREA	3,644.98 SQ.FT.	338.63 SQ.M.
BALCONY AREA	802.45 SQ.FT.	74.55 SQ.M.
TOTAL AREA	4,447.43 SQ.FT.	413.18 SQ.M.

KEY PLAN

KEY SECTION



FLOOR PLAN 1. All dimensions are in imperial and metric, and measured from finish to finish excluding construction tolerances. 2. All materials, dimensions, and drawings are approximate only. 3. Information is subject to change without notice, at developer's absolute discretion. 4. Actual area may vary from the stated area. 5. Drawings not to scale. 6. All images used are for illustrative purposes only and do not represent the actual size, features, specifications, fittings, and furnishings. 7. The developer reserves the right to make revisions / alterations, at it's absolute discretion, without any liability whatsoever.



ADDRESS
RESIDENCES
ZABEEL

DIFC Views


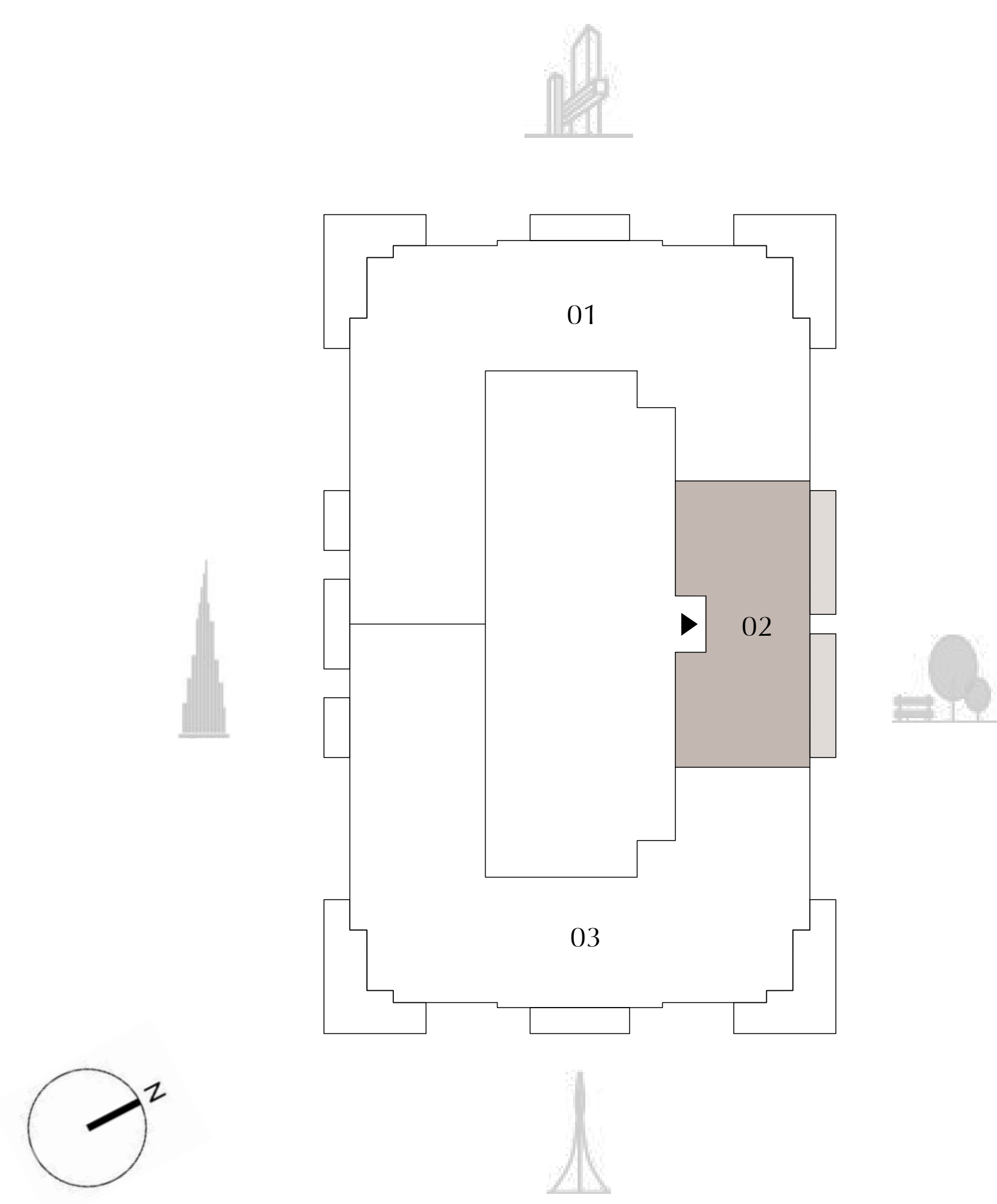
TOWER 2
3 BEDROOM

LEVELS 49 - 53 UNIT 02

SUITE AREA	1,325.58 SQ.FT.	123.15 SQ.M.
BALCONY AREA	237.77 SQ.FT.	22.09 SQ.M.
TOTAL AREA	1,563.35 SQ.FT.	145.24 SQ.M.

KEY PLAN

KEY SECTION



FLOOR PLAN 1. All dimensions are in imperial and metric, and measured from finish to finish excluding construction tolerances. 2. All materials, dimensions, and drawings are approximate only. 3. Information is subject to change without notice, at developer's absolute discretion. 4. Actual area may vary from the stated area. 5. Drawings not to scale. 6. All images used are for illustrative purposes only and do not represent the actual size, features, specifications, fittings, and furnishings. 7. The developer reserves the right to make revisions / alterations, at it's absolute discretion, without any liability whatsoever.

ADDRESS
RESIDENCES
ZABEEL

DIFC Views

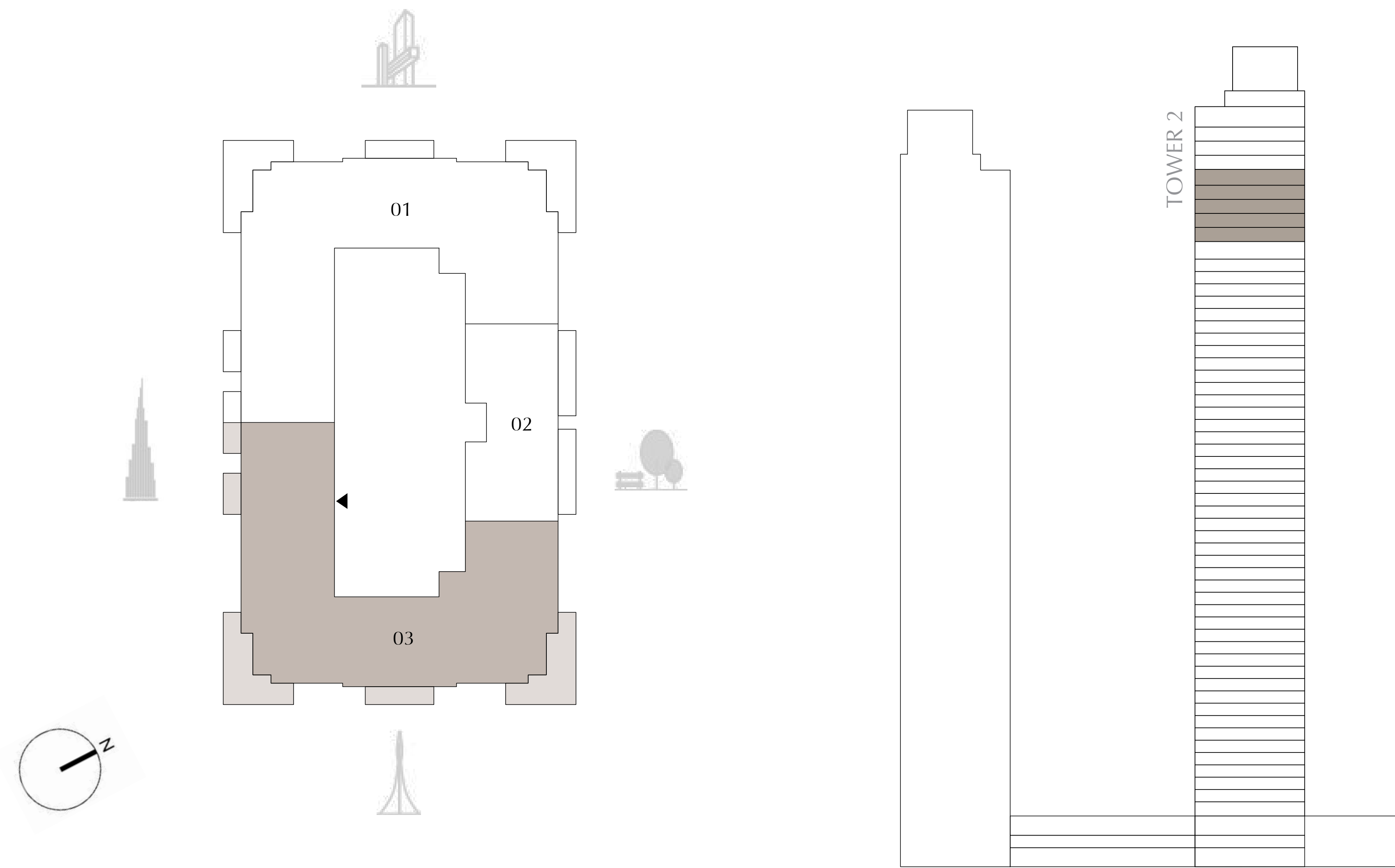
TOWER 2
4 BEDROOM | PENTHOUSE

LEVELS 49 - 53 UNIT 03

SUITE AREA	3,644.23 SQ.FT.	338.56 SQ.M.
BALCONY AREA	802.45 SQ.FT.	74.55 SQ.M.
TOTAL AREA	4,446.68 SQ.FT.	413.11 SQ.M.

KEY PLAN

KEY SECTION



FLOOR PLAN 1. All dimensions are in imperial and metric, and measured from finish to finish excluding construction tolerances. 2. All materials, dimensions, and drawings are approximate only. 3. Information is subject to change without notice, at developer's absolute discretion. 4. Actual area may vary from the stated area. 5. Drawings not to scale. 6. All images used are for illustrative purposes only and do not represent the actual size, features, specifications, fittings, and furnishings. 7. The developer reserves the right to make revisions / alterations, at it's absolute discretion, without any liability whatsoever.

ADDRESS
RESIDENCES
ZABELL

DIFC Views

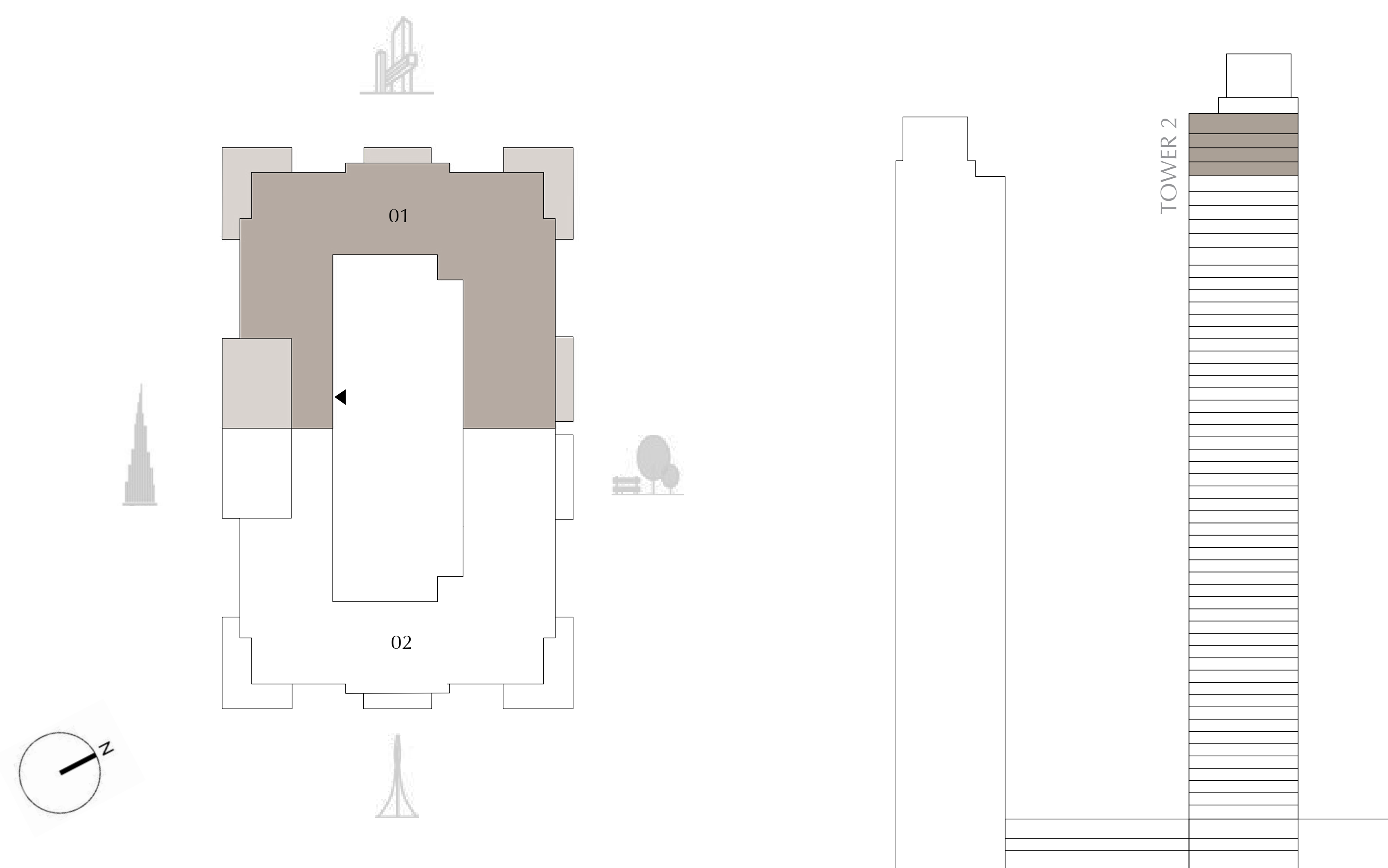
TOWER 2
4 BEDROOM | PENTHOUSE

LEVELS 54 - 57 UNIT 01

SUITE AREA	3,955.84 SQ.FT.	367.51 SQ.M.
BALCONY AREA	1,319.12 SQ.FT.	122.55 SQ.M.
TOTAL AREA	5,274.96 SQ.FT.	490.06 SQ.M.

KEY PLAN

KEY SECTION



FLOOR PLAN 1. All dimensions are in imperial and metric, and measured from finish to finish excluding construction tolerances. 2. All materials, dimensions, and drawings are approximate only. 3. Information is subject to change without notice, at developer's absolute discretion. 4. Actual area may vary from the stated area. 5. Drawings not to scale. 6. All images used are for illustrative purposes only and do not represent the actual size, features, specifications, fittings, and furnishings. 7. The developer reserves the right to make revisions / alterations, at it's absolute discretion, without any liability whatsoever.

**ADDRESS
RESIDENCES
ZABEEL**

DIFC Views

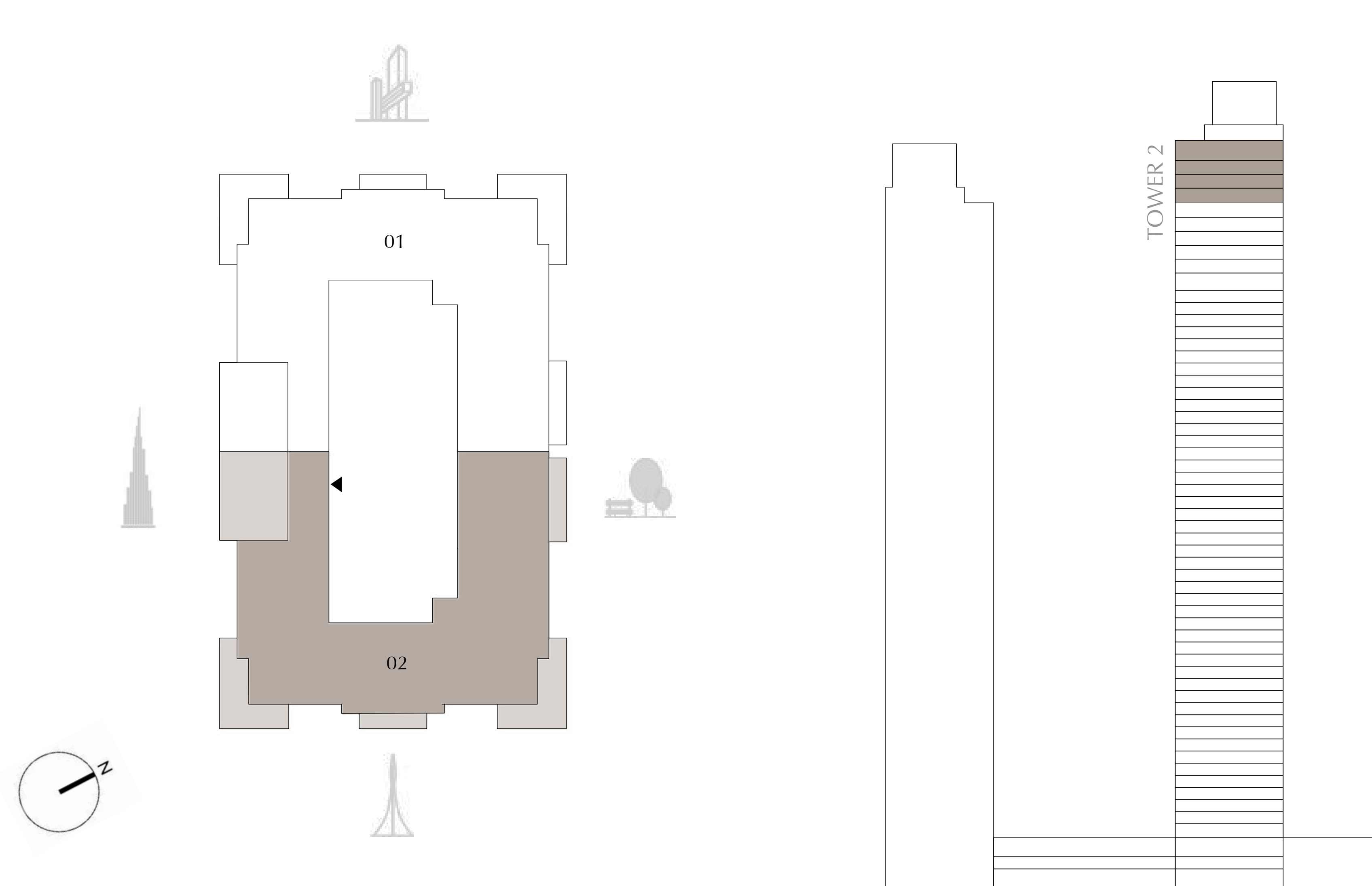
**TOWER 2
4 BEDROOM | PENTHOUSE**

LEVELS 54 - 57 UNIT 02


SUITE AREA	3,955.20 SQ.FT.	367.45 SQ.M.
BALCONY AREA	1,320.41 SQ.FT.	122.67 SQ.M.
TOTAL AREA	5,275.61 SQ.FT.	490.12 SQ.M.

KEY PLAN

KEY SECTION



FLOOR PLAN 1. All dimensions are in imperial and metric, and measured from finish to finish excluding construction tolerances. 2. All materials, dimensions, and drawings are approximate only. 3. Information is subject to change without notice, at developer's absolute discretion. 4. Actual area may vary from the stated area. 5. Drawings not to scale. 6. All images used are for illustrative purposes only and do not represent the actual size, features, specifications, fittings, and furnishings. 7. The developer reserves the right to make revisions / alterations, at it's absolute discretion, without any liability whatsoever.



ADDRESS
RESIDENCES
ZABEEL

DIFC Views

Floor Plans – Tower 3



ADDRESS
RESIDENCES
ZABEEL

DIFC Views


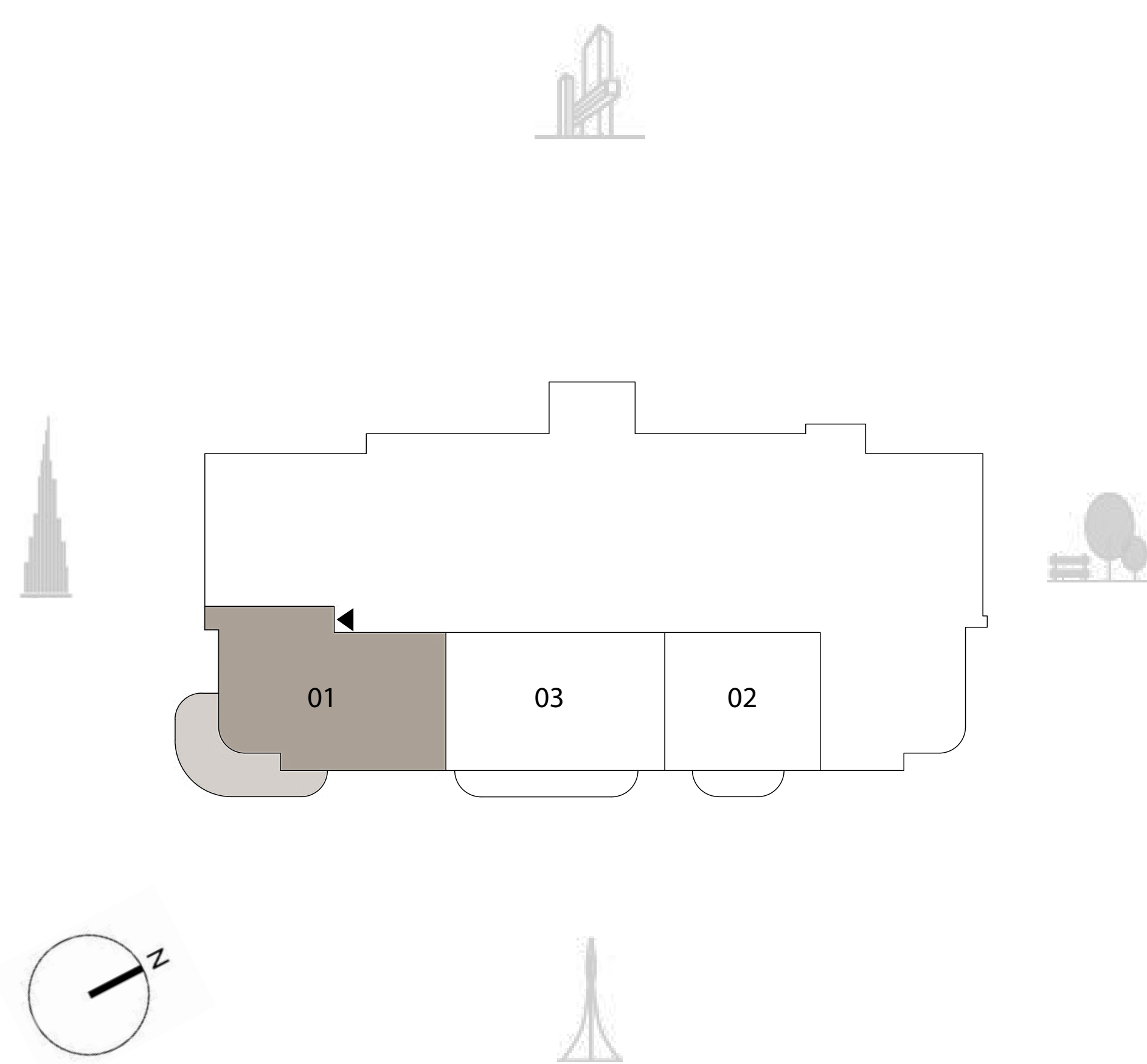
TOWER 3
2 BEDROOM

PODIUM LEVEL 1 UNIT 01

SUITE AREA	1,093.72 SQ.FT.	101.61 SQ.M.
BALCONY AREA	293.10 SQ.FT.	27.23 SQ.M.
TOTAL AREA	1,386.82 SQ.FT.	128.84 SQ.M.

KEY PLAN

KEY SECTION



FLOOR PLAN 1. All dimensions are in imperial and metric, and measured from finish to finish excluding construction tolerances. 2. All materials, dimensions, and drawings are approximate only. 3. Information is subject to change without notice, at developer's absolute discretion. 4. Actual area may vary from the stated area. 5. Drawings not to scale. 6. All images used are for illustrative purposes only and do not represent the actual size, features, specifications, fittings, and furnishings. 7. The developer reserves the right to make revisions / alterations, at it's absolute discretion, without any liability whatsoever.



ADDRESS
RESIDENCES
ZABEEL

DIFC Views

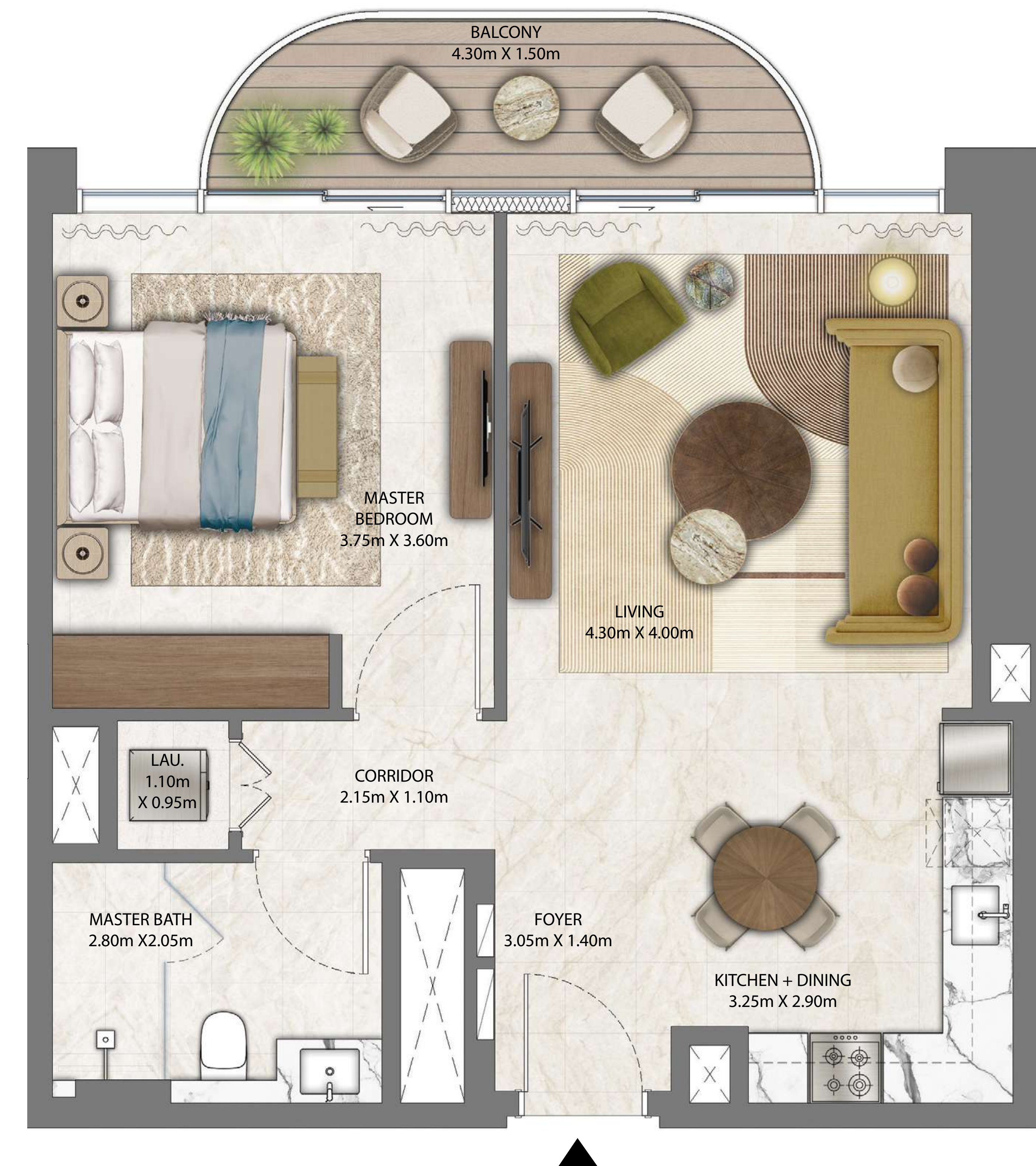

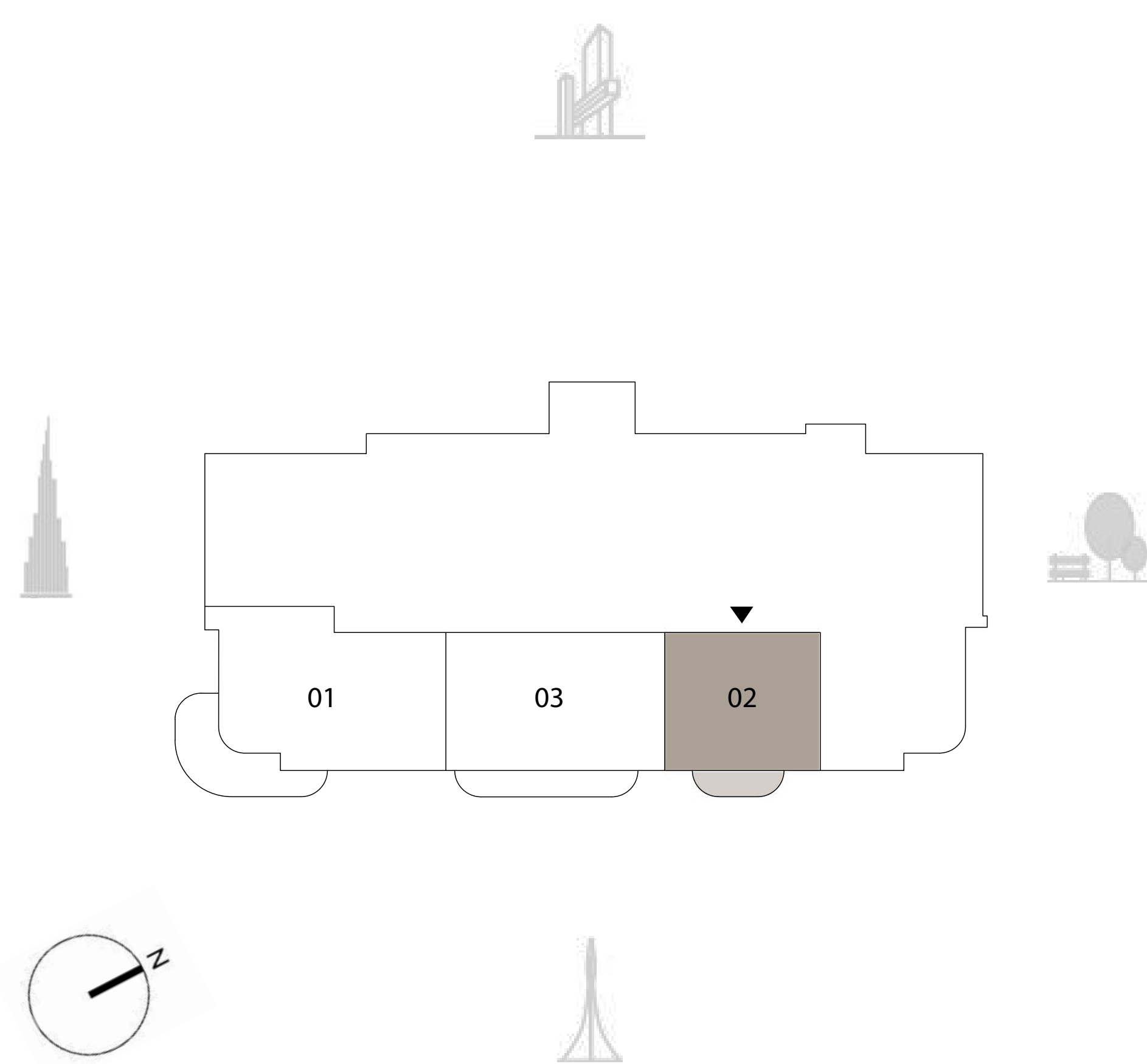
TOWER 3
1 BEDROOM

PODIUM LEVEL 1 UNIT 02

SUITE AREA	687.81 SQ.FT.	63.90 SQ.M.
BALCONY AREA	77.28 SQ.FT.	7.18 SQ.M.
TOTAL AREA	765.09 SQ.FT.	71.08 SQ.M.

KEY PLAN

KEY SECTION



FLOOR PLAN 1. All dimensions are in imperial and metric, and measured from finish to finish excluding construction tolerances. 2. All materials, dimensions, and drawings are approximate only. 3. Information is subject to change without notice, at developer's absolute discretion. 4. Actual area may vary from the stated area. 5. Drawings not to scale. 6. All images used are for illustrative purposes only and do not represent the actual size, features, specifications, fittings, and furnishings. 7. The developer reserves the right to make revisions / alterations, at it's absolute discretion, without any liability whatsoever.



ADDRESS
RESIDENCES
ZABEEL

DIFC Views

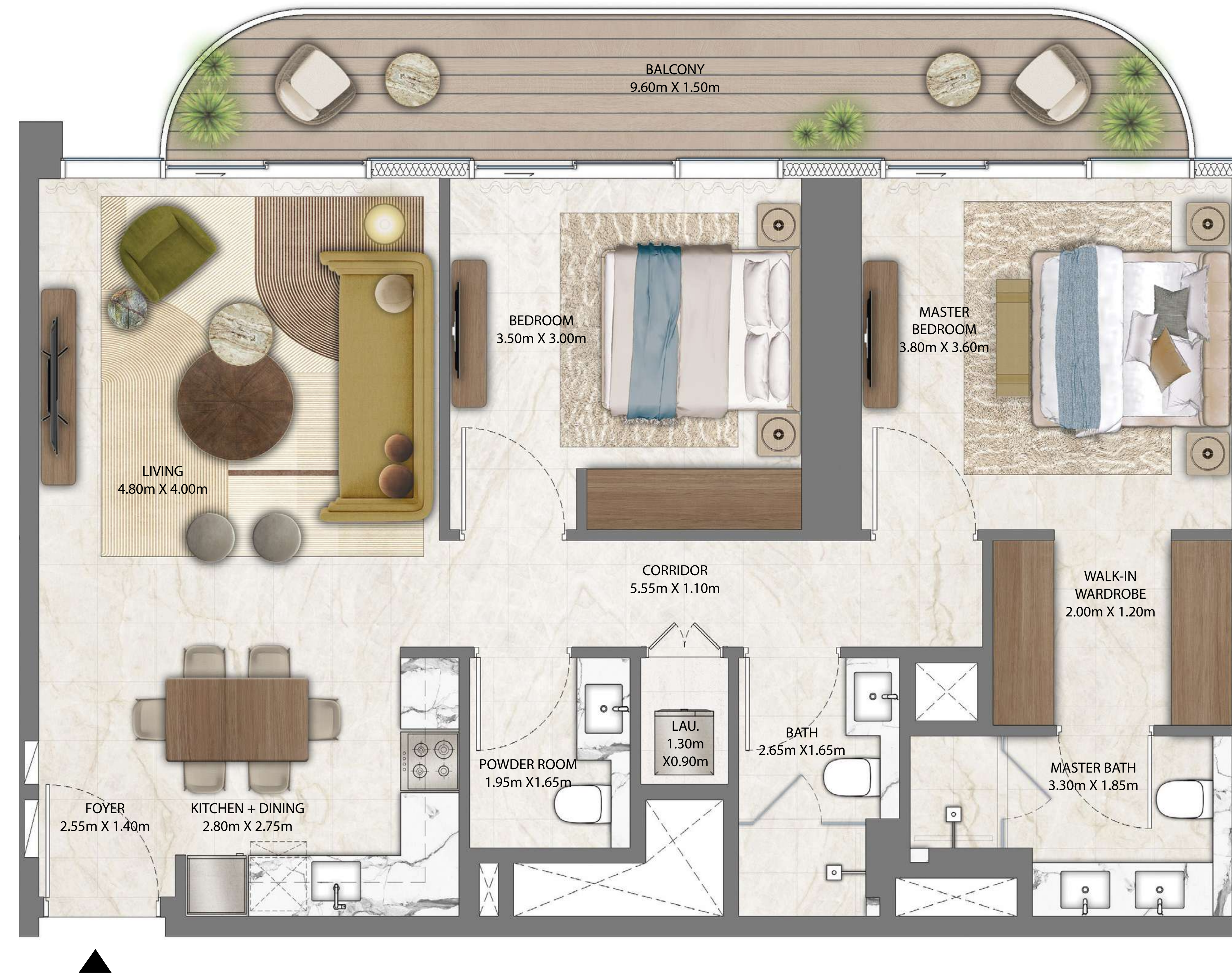
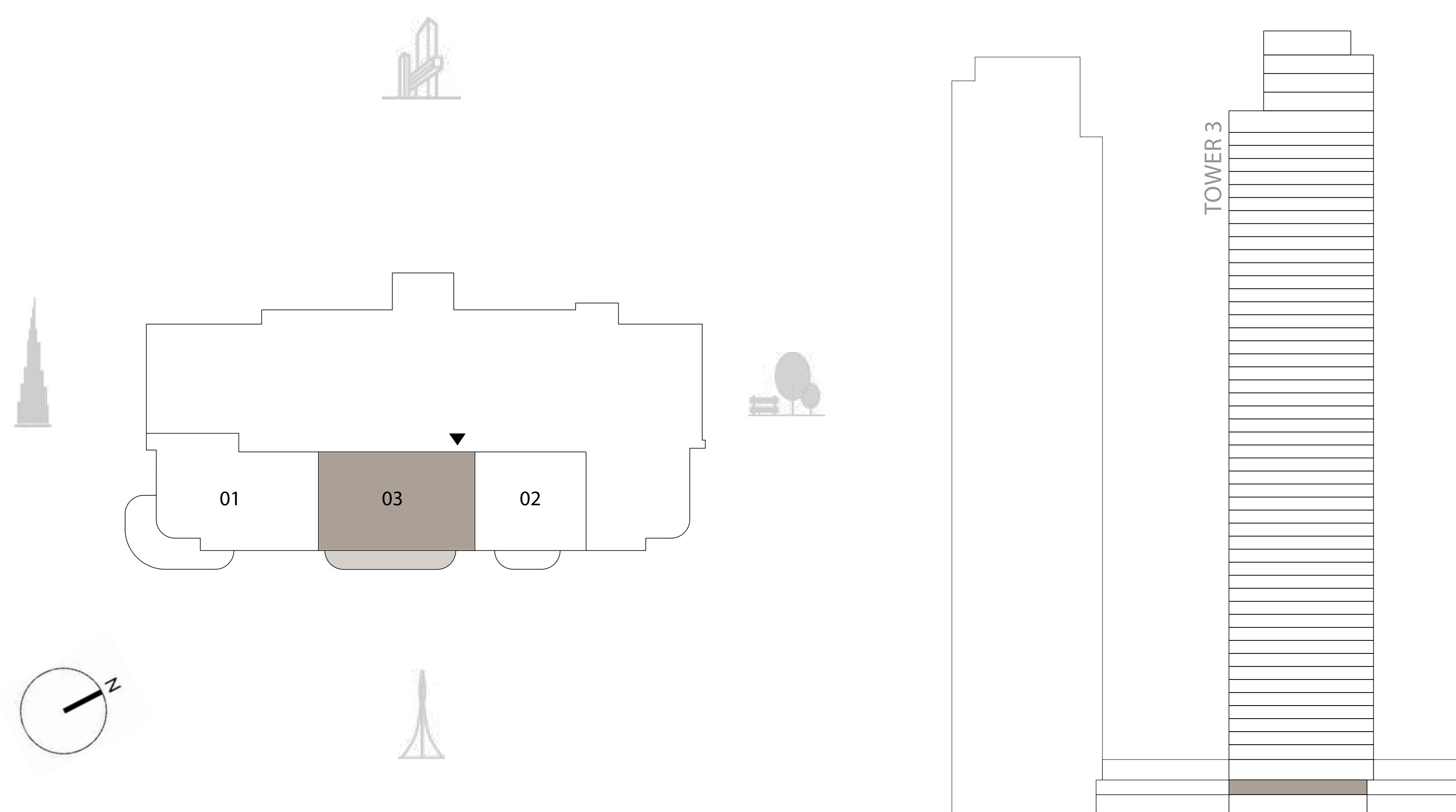
TOWER 3
2 BEDROOM

PODIUM LEVEL 1 UNIT 03

SUITE AREA	997.38 SQ.FT.	92.66 SQ.M.
BALCONY AREA	165.87 SQ.FT.	15.41 SQ.M.
TOTAL AREA	1163.25 SQ.FT.	108.07 SQ.M.

KEY PLAN

KEY SECTION



FLOOR PLAN 1. All dimensions are in imperial and metric, and measured from finish to finish excluding construction tolerances. 2. All materials, dimensions, and drawings are approximate only. 3. Information is subject to change without notice, at developer's absolute discretion. 4. Actual area may vary from the stated area. 5. Drawings not to scale. 6. All images used are for illustrative purposes only and do not represent the actual size, features, specifications, fittings, and furnishings. 7. The developer reserves the right to make revisions / alterations, at it's absolute discretion, without any liability whatsoever.



ADDRESS
RESIDENCES
ZABEEL

DIFC Views


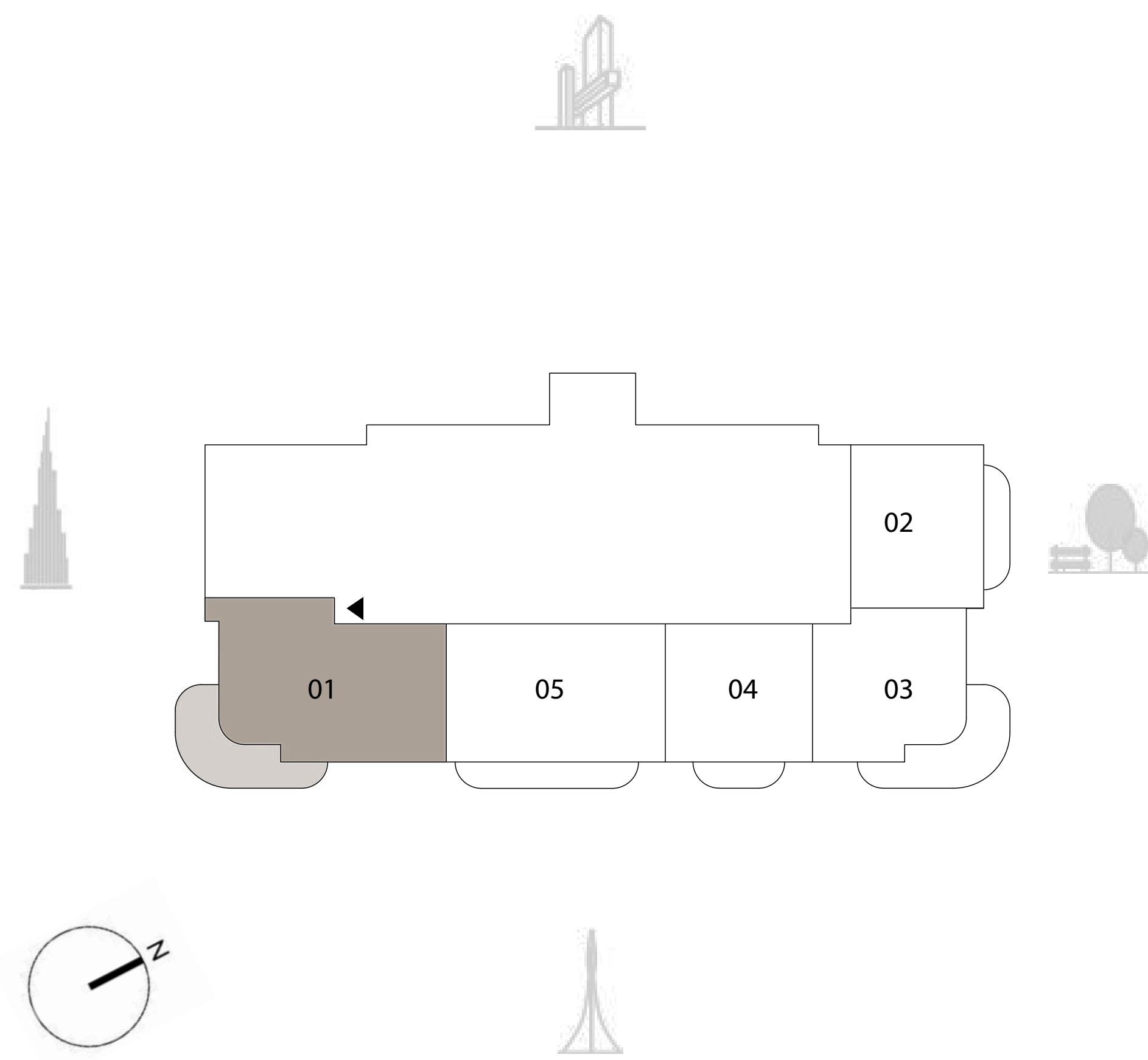
TOWER 3
2 BEDROOM

PODIUM LEVEL 2 UNIT 01

SUITE AREA	1093.72 SQ.FT.	101.61 SQ.M.
BALCONY AREA	293.10 SQ.FT.	27.23 SQ.M.
TOTAL AREA	1386.82 SQ.FT.	128.84 SQ.M.

KEY PLAN

KEY SECTION



FLOOR PLAN 1. All dimensions are in imperial and metric, and measured from finish to finish excluding construction tolerances. 2. All materials, dimensions, and drawings are approximate only. 3. Information is subject to change without notice, at developer's absolute discretion. 4. Actual area may vary from the stated area. 5. Drawings not to scale. 6. All images used are for illustrative purposes only and do not represent the actual size, features, specifications, fittings, and furnishings. 7. The developer reserves the right to make revisions / alterations, at it's absolute discretion, without any liability whatsoever.



ADDRESS
RESIDENCES
ZABEEL

DIFC Views


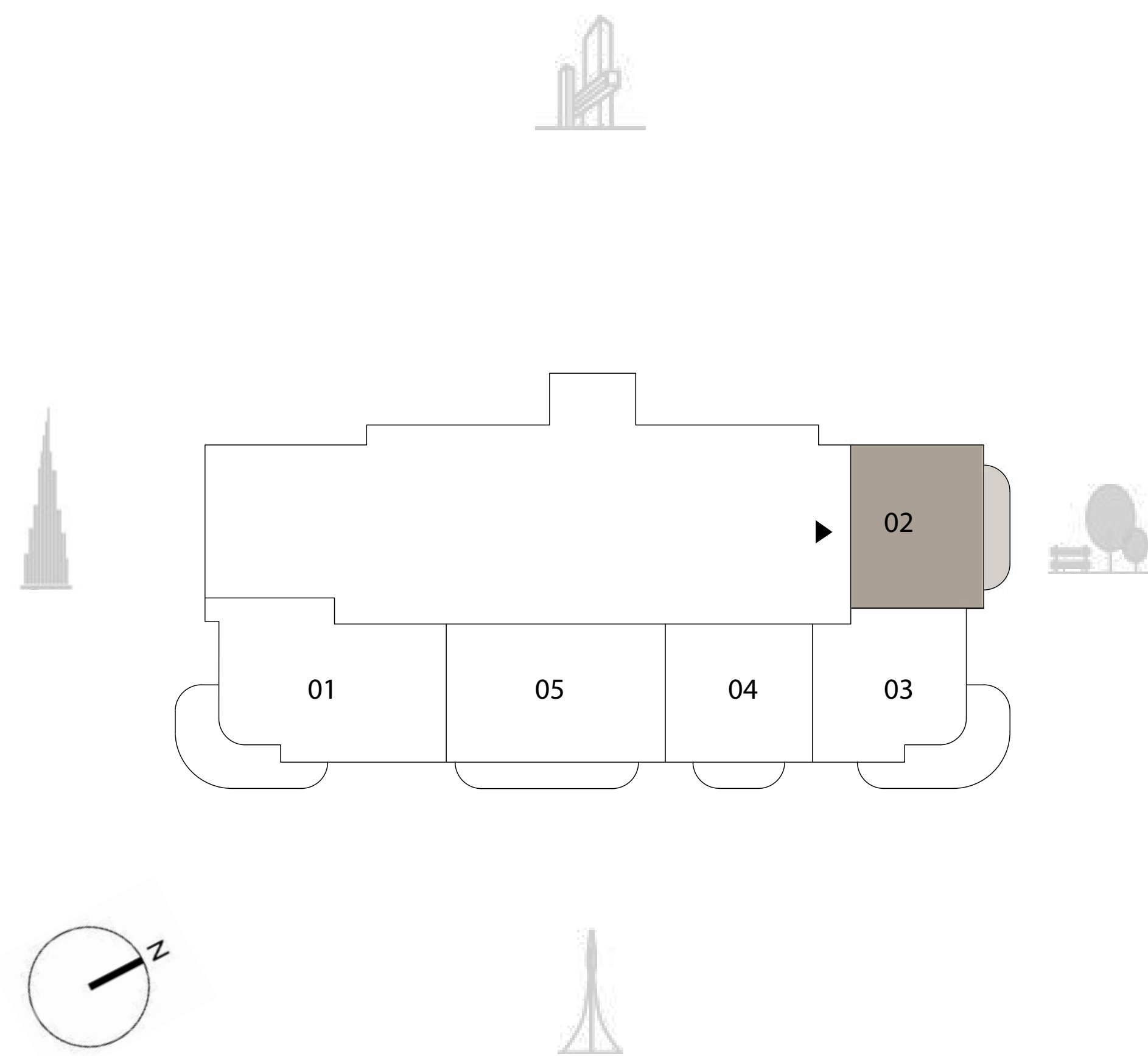
TOWER 3
1 BEDROOM

PODIUM LEVEL 2 UNIT 02

SUITE AREA	671.78 SQ.FT.	62.41 SQ.M.
BALCONY AREA	108.61 SQ.FT.	10.09 SQ.M.
TOTAL AREA	780.39 SQ.FT.	72.50 SQ.M.

KEY PLAN

KEY SECTION



FLOOR PLAN 1. All dimensions are in imperial and metric, and measured from finish to finish excluding construction tolerances. 2. All materials, dimensions, and drawings are approximate only. 3. Information is subject to change without notice, at developer's absolute discretion. 4. Actual area may vary from the stated area. 5. Drawings not to scale. 6. All images used are for illustrative purposes only and do not represent the actual size, features, specifications, fittings, and furnishings. 7. The developer reserves the right to make revisions / alterations, at it's absolute discretion, without any liability whatsoever.



**ADDRESS
RESIDENCES
ZABEEL**

DIFC Views


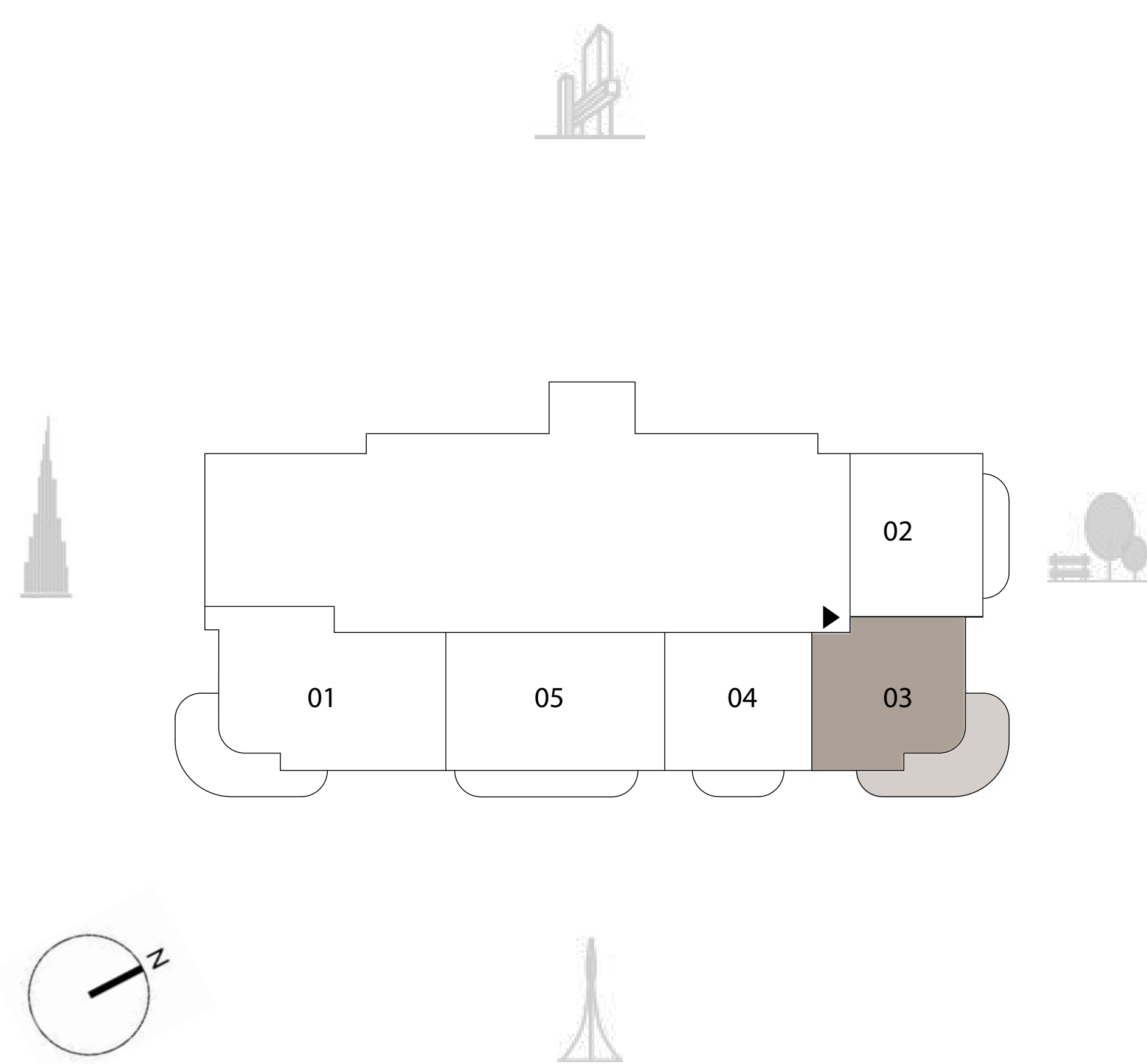
**TOWER 3
1 BEDROOM**

PODIUM LEVEL 2 UNIT 03

SUITE AREA	746.91 SQ.FT.	69.39 SQ.M.
BALCONY AREA	293.10 SQ.FT.	27.23 SQ.M.
TOTAL AREA	1040.01 SQ.FT.	96.62 SQ.M.

KEY PLAN

KEY SECTION



FLOOR PLAN 1. All dimensions are in imperial and metric, and measured from finish to finish excluding construction tolerances. 2. All materials, dimensions, and drawings are approximate only. 3. Information is subject to change without notice, at developer's absolute discretion. 4. Actual area may vary from the stated area. 5. Drawings not to scale. 6. All images used are for illustrative purposes only and do not represent the actual size, features, specifications, fittings, and furnishings. 7. The developer reserves the right to make revisions / alterations, at it's absolute discretion, without any liability whatsoever.



ADDRESS
RESIDENCES
ZABEEL

DIFC Views

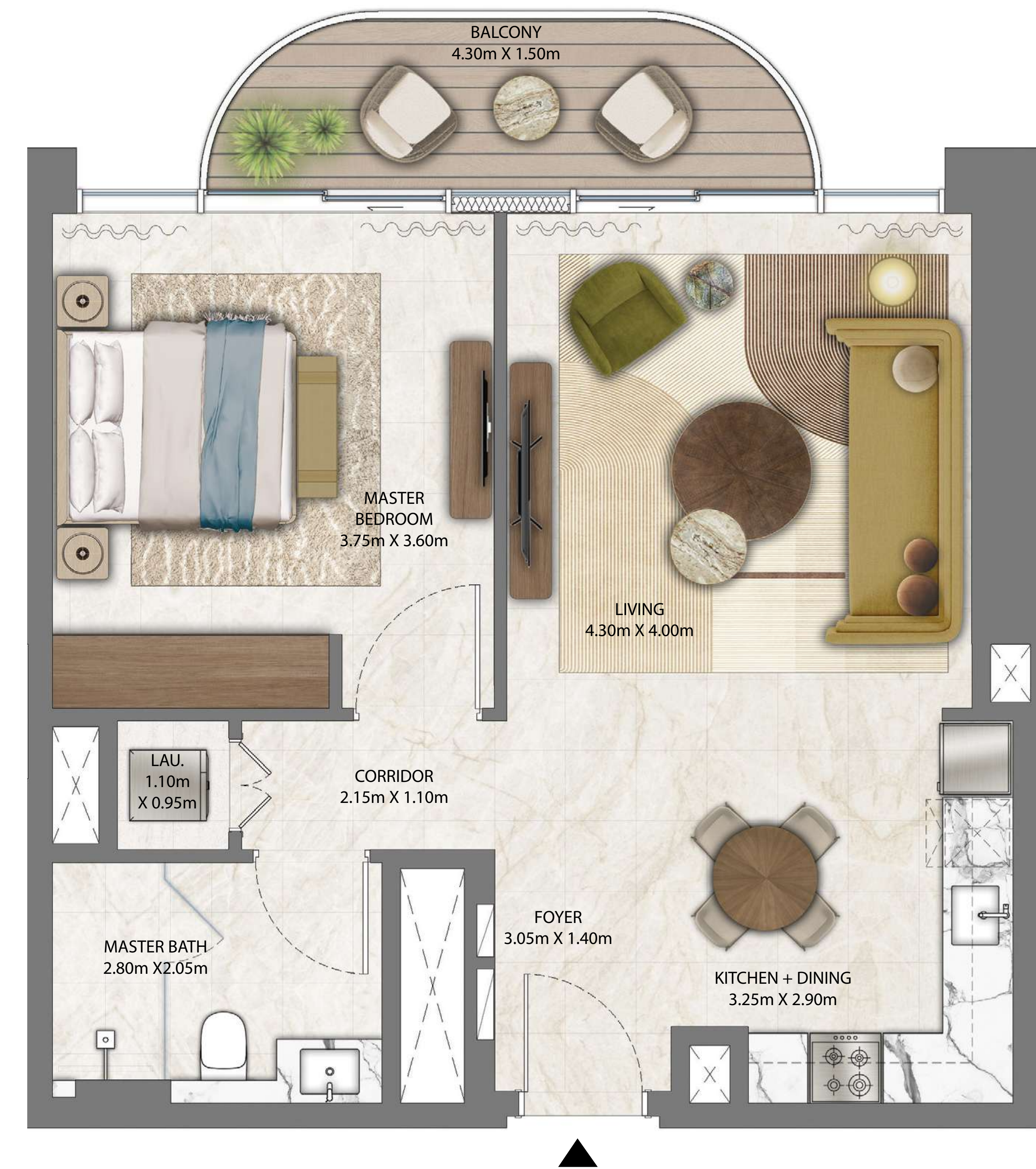

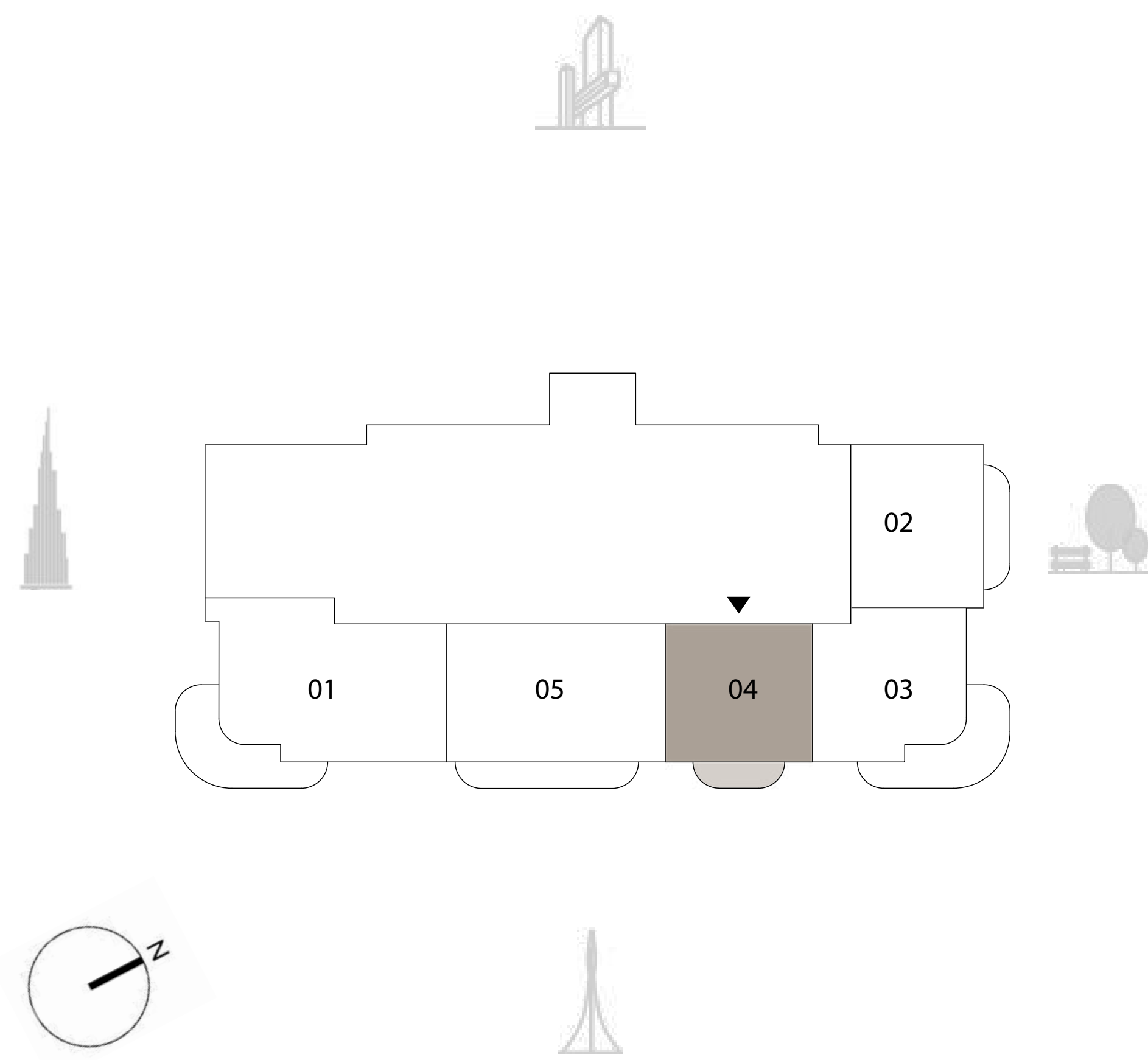
TOWER 3
1 BEDROOM

PODIUM LEVEL 2 UNIT 04

SUITE AREA	689.64 SQ.FT.	64.07 SQ.M.
BALCONY AREA	77.28 SQ.FT.	7.18 SQ.M.
TOTAL AREA	766.92 SQ.FT.	71.25 SQ.M.

KEY PLAN

KEY SECTION



FLOOR PLAN 1. All dimensions are in imperial and metric, and measured from finish to finish excluding construction tolerances. 2. All materials, dimensions, and drawings are approximate only. 3. Information is subject to change without notice, at developer's absolute discretion. 4. Actual area may vary from the stated area. 5. Drawings not to scale. 6. All images used are for illustrative purposes only and do not represent the actual size, features, specifications, fittings, and furnishings. 7. The developer reserves the right to make revisions / alterations, at it's absolute discretion, without any liability whatsoever.



ADDRESS
RESIDENCES
ZABEEL

DIFC Views

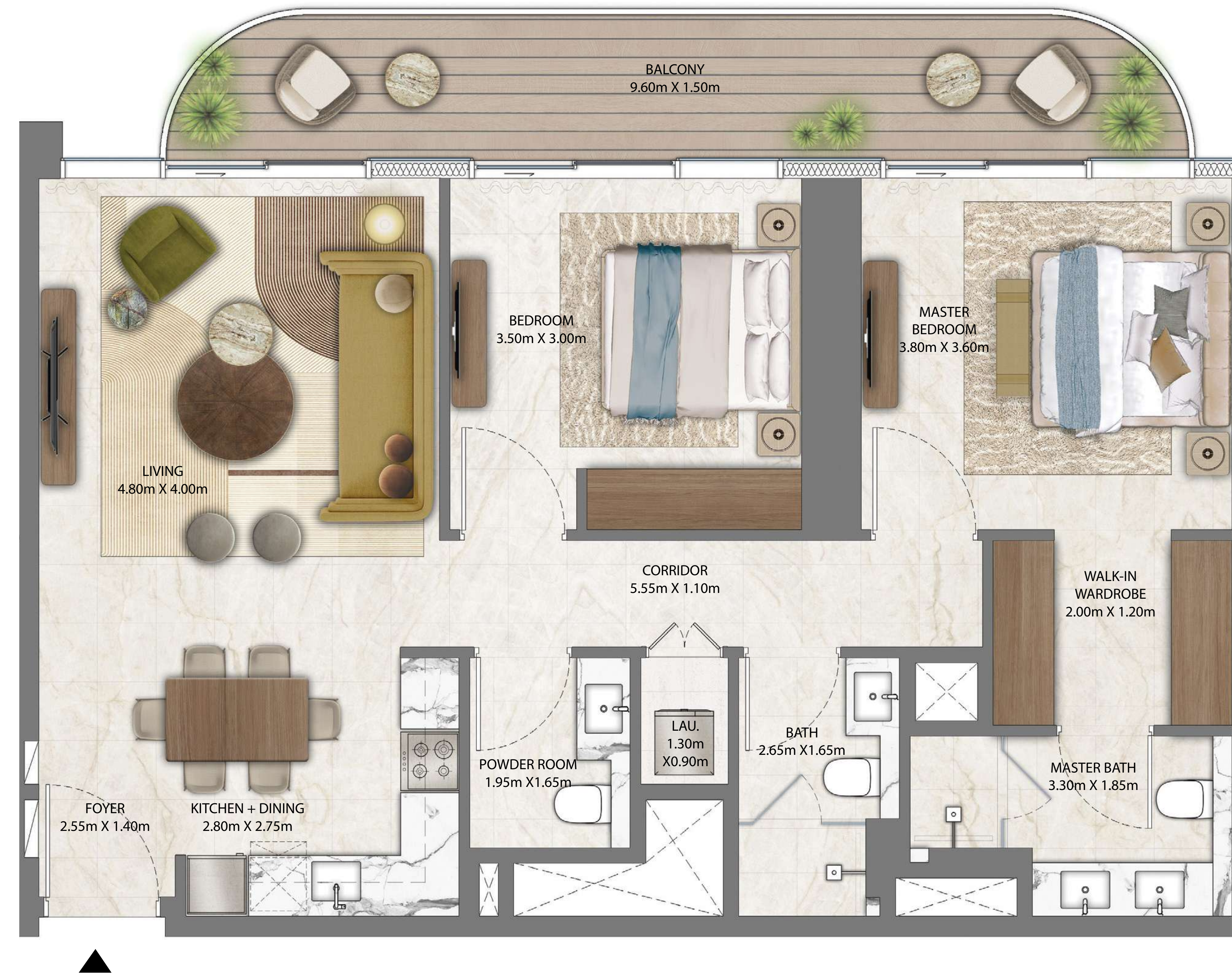

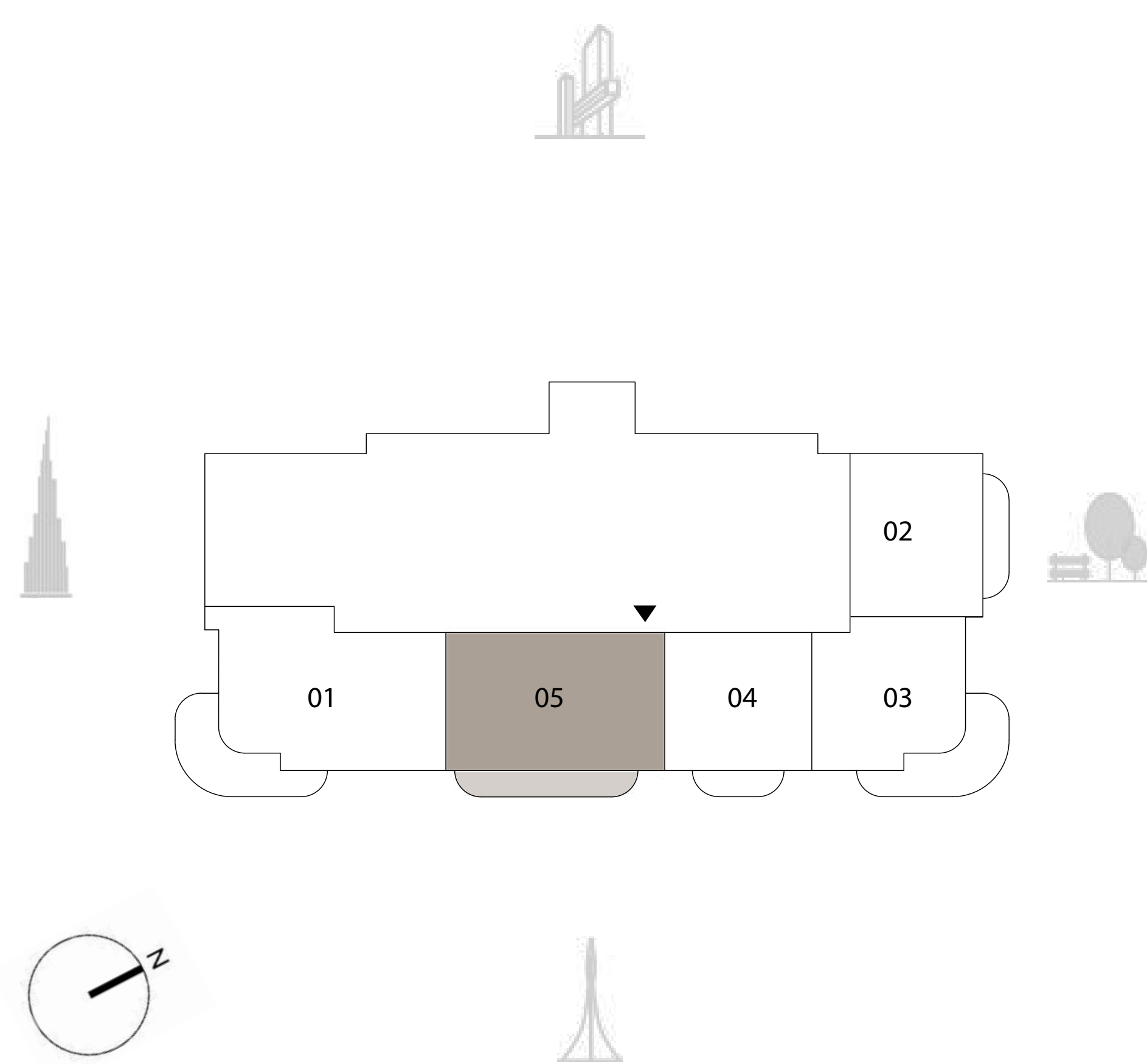
TOWER 3
2 BEDROOM

PODIUM LEVEL 2 UNIT 05

SUITE AREA	999.00 SQ.FT.	92.81 SQ.M.
BALCONY AREA	165.87 SQ.FT.	15.41 SQ.M.
TOTAL AREA	1164.87 SQ.FT.	108.22 SQ.M.

KEY PLAN

KEY SECTION



FLOOR PLAN 1. All dimensions are in imperial and metric, and measured from finish to finish excluding construction tolerances. 2. All materials, dimensions, and drawings are approximate only. 3. Information is subject to change without notice, at developer's absolute discretion. 4. Actual area may vary from the stated area. 5. Drawings not to scale. 6. All images used are for illustrative purposes only and do not represent the actual size, features, specifications, fittings, and furnishings. 7. The developer reserves the right to make revisions / alterations, at it's absolute discretion, without any liability whatsoever.



ADDRESS
RESIDENCES
ZABEEL

DIFC Views


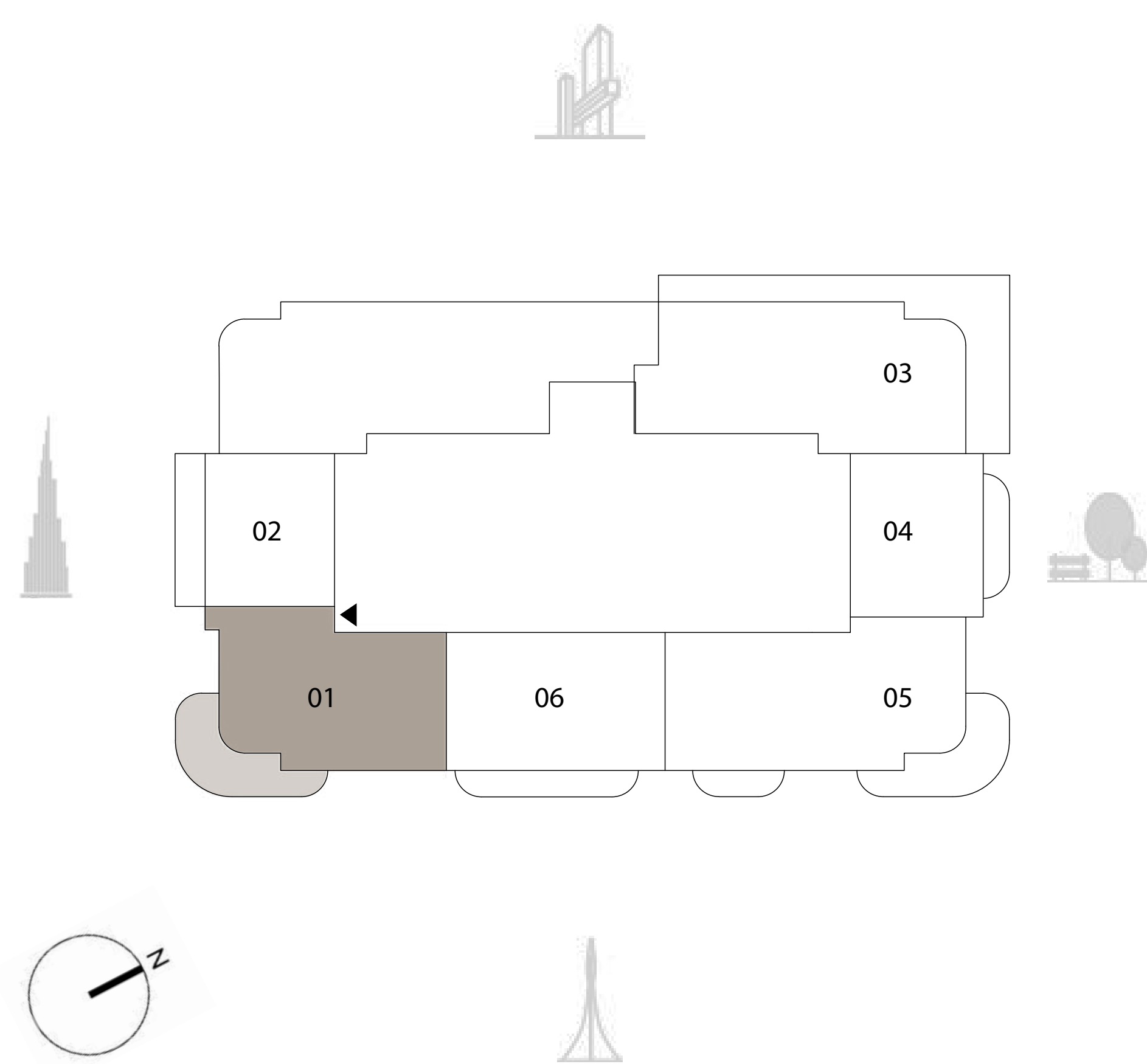
TOWER 3
2 BEDROOM

PODIUM LEVEL 3 UNIT 01

SUITE AREA	1093.72 SQ.FT.	101.61 SQ.M.
BALCONY AREA	293.10 SQ.FT.	27.23 SQ.M.
TOTAL AREA	1386.82 SQ.FT.	128.84 SQ.M.

KEY PLAN

KEY SECTION



FLOOR PLAN 1. All dimensions are in imperial and metric, and measured from finish to finish excluding construction tolerances. 2. All materials, dimensions, and drawings are approximate only. 3. Information is subject to change without notice, at developer's absolute discretion. 4. Actual area may vary from the stated area. 5. Drawings not to scale. 6. All images used are for illustrative purposes only and do not represent the actual size, features, specifications, fittings, and furnishings. 7. The developer reserves the right to make revisions / alterations, at it's absolute discretion, without any liability whatsoever.



ADDRESS
RESIDENCES
ZABEEL

DIFC Views

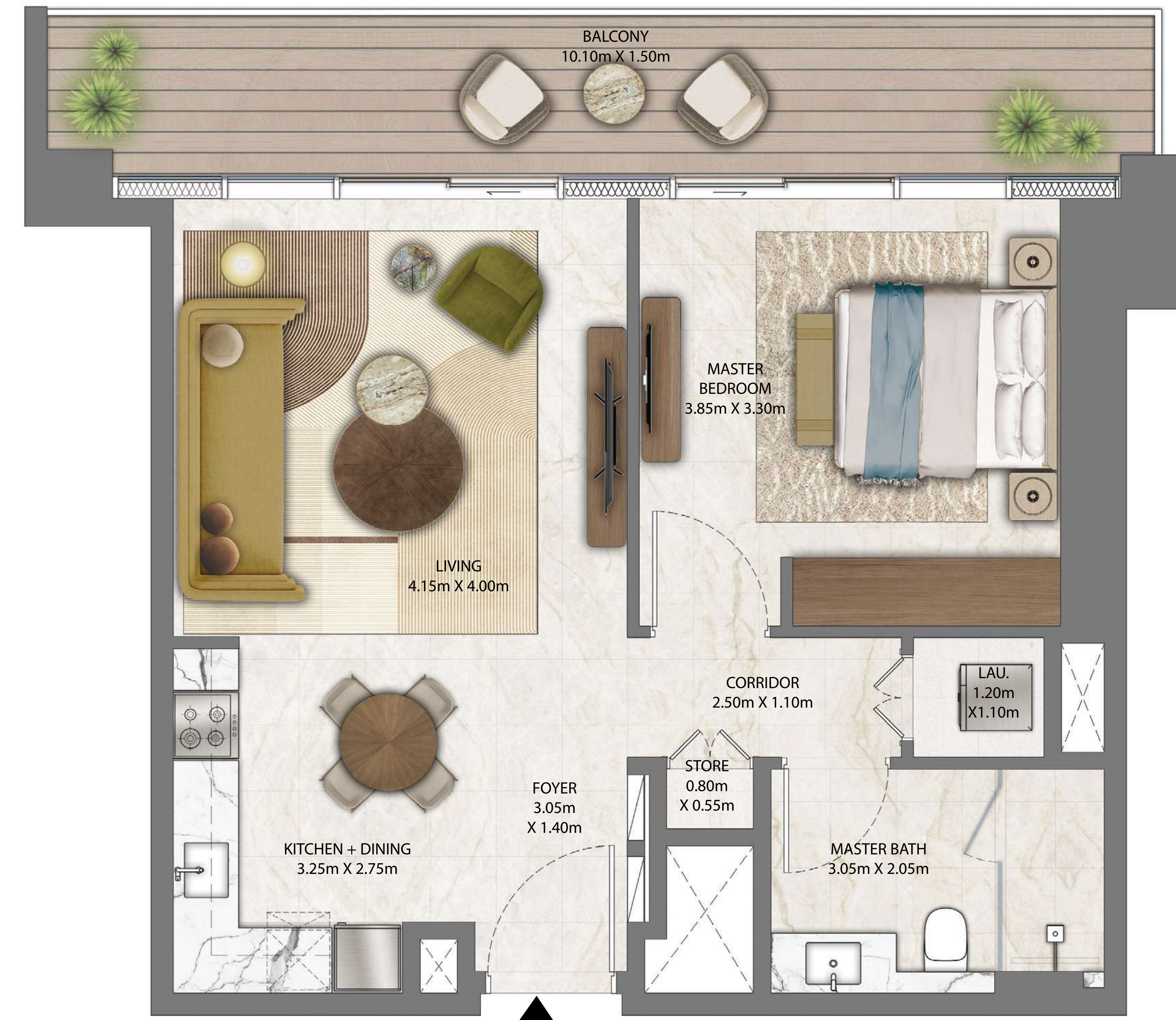

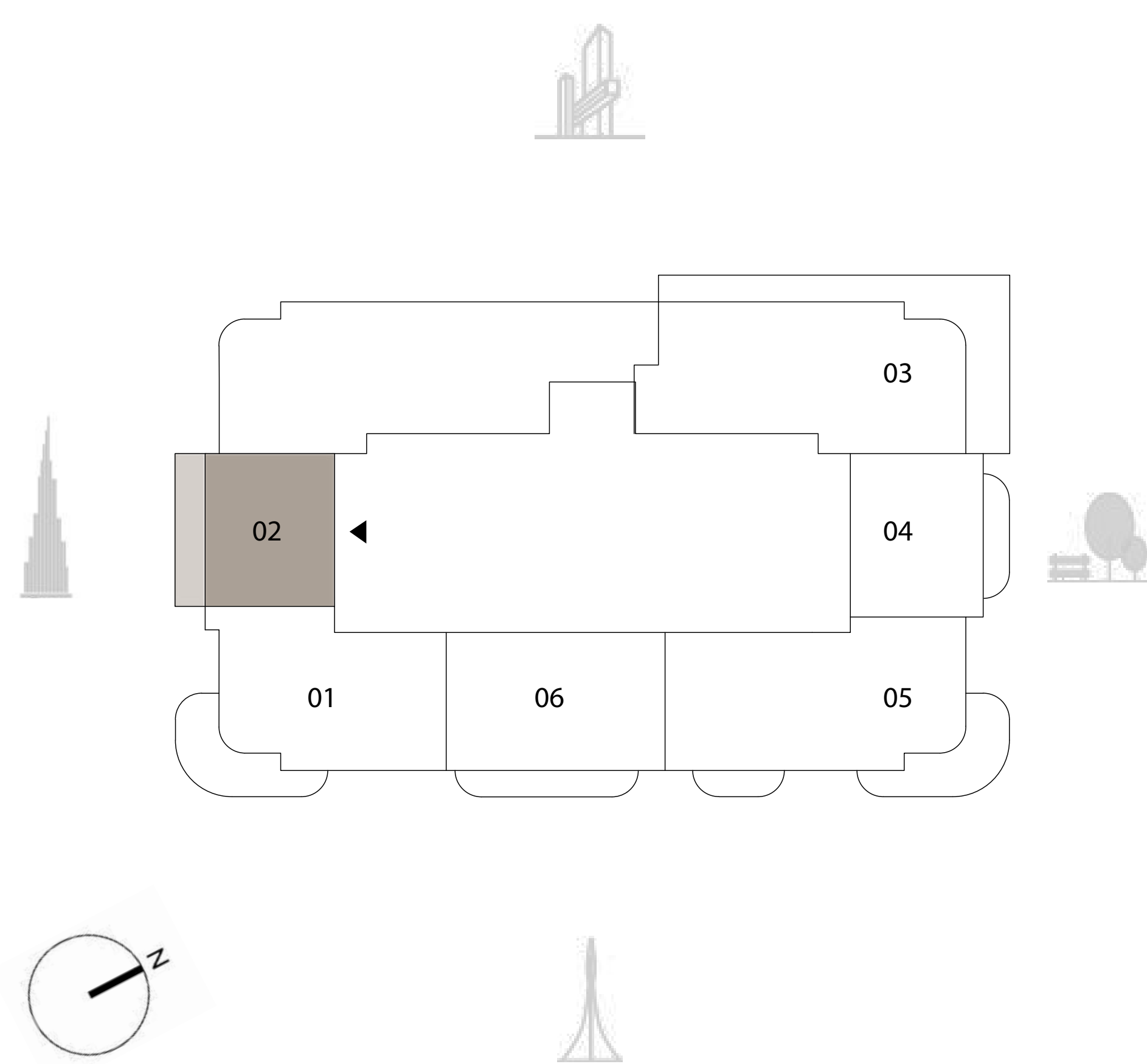
TOWER 3
1 BEDROOM

PODIUM LEVEL 3 UNIT 02

SUITE AREA	678.45 SQ.FT.	63.03 SQ.M.
BALCONY AREA	168.46 SQ.FT.	15.65 SQ.M.
TOTAL AREA	846.91 SQ.FT.	78.68 SQ.M.

KEY PLAN

KEY SECTION



FLOOR PLAN 1. All dimensions are in imperial and metric, and measured from finish to finish excluding construction tolerances. 2. All materials, dimensions, and drawings are approximate only. 3. Information is subject to change without notice, at developer's absolute discretion. 4. Actual area may vary from the stated area. 5. Drawings not to scale. 6. All images used are for illustrative purposes only and do not represent the actual size, features, specifications, fittings, and furnishings. 7. The developer reserves the right to make revisions / alterations, at it's absolute discretion, without any liability whatsoever.



ADDRESS
RESIDENCES
ZABELL

DIFC Views

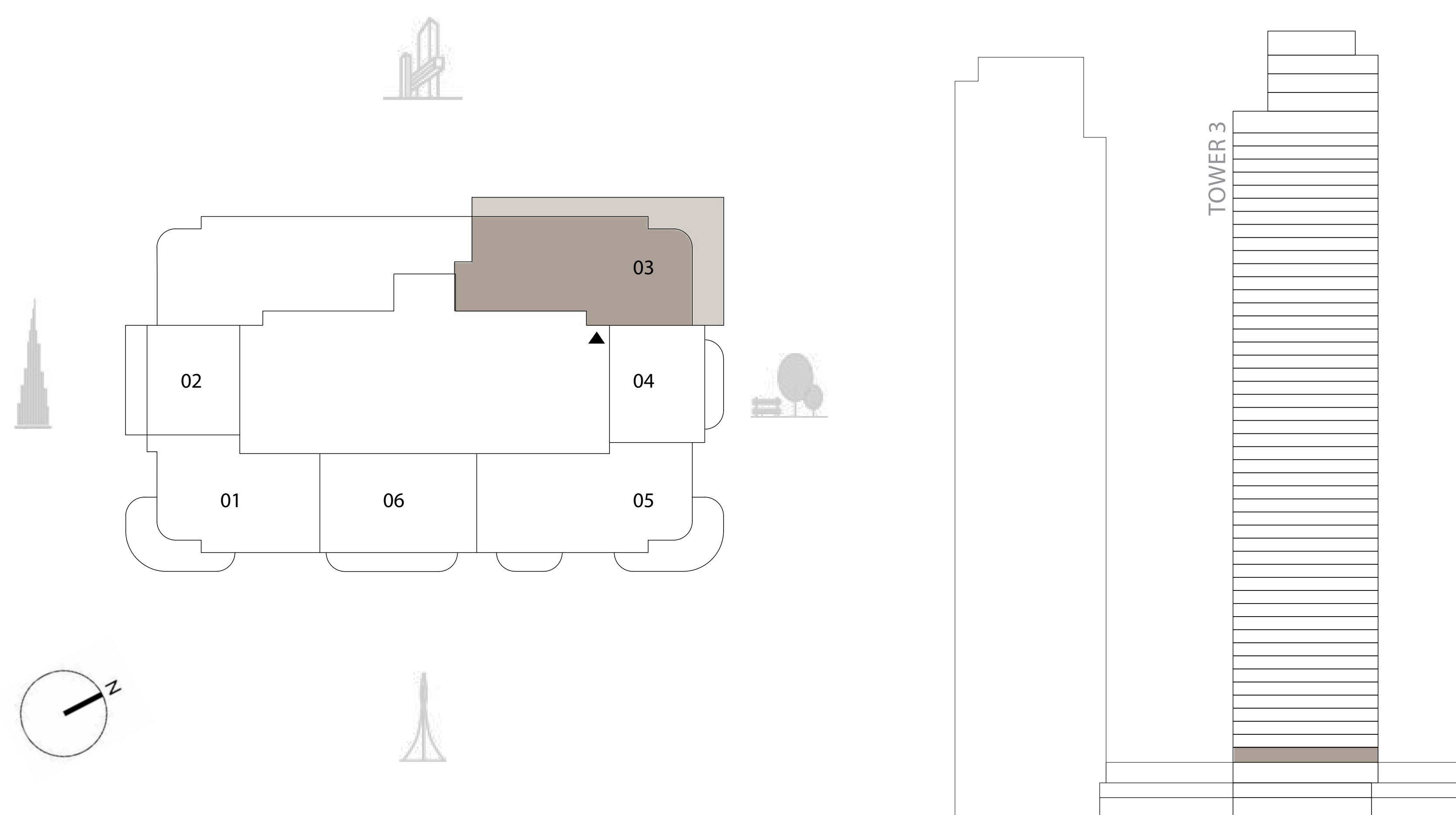
TOWER 3
3 BEDROOM

PODIUM LEVEL 3 UNIT 03

SUITE AREA	1514.37 SQ.FT.	140.69 SQ.M.
BALCONY AREA	636.15 SQ.FT.	59.10 SQ.M.
TOTAL AREA	2150.52 SQ.FT.	199.79 SQ.M.

KEY PLAN

KEY SECTION



FLOOR PLAN 1. All dimensions are in imperial and metric, and measured from finish to finish excluding construction tolerances. 2. All materials, dimensions, and drawings are approximate only. 3. Information is subject to change without notice, at developer's absolute discretion. 4. Actual area may vary from the stated area. 5. Drawings not to scale. 6. All images used are for illustrative purposes only and do not represent the actual size, features, specifications, fittings, and furnishings. 7. The developer reserves the right to make revisions / alterations, at it's absolute discretion, without any liability whatsoever.



ADDRESS
RESIDENCES
ZABEEL

DIFC Views


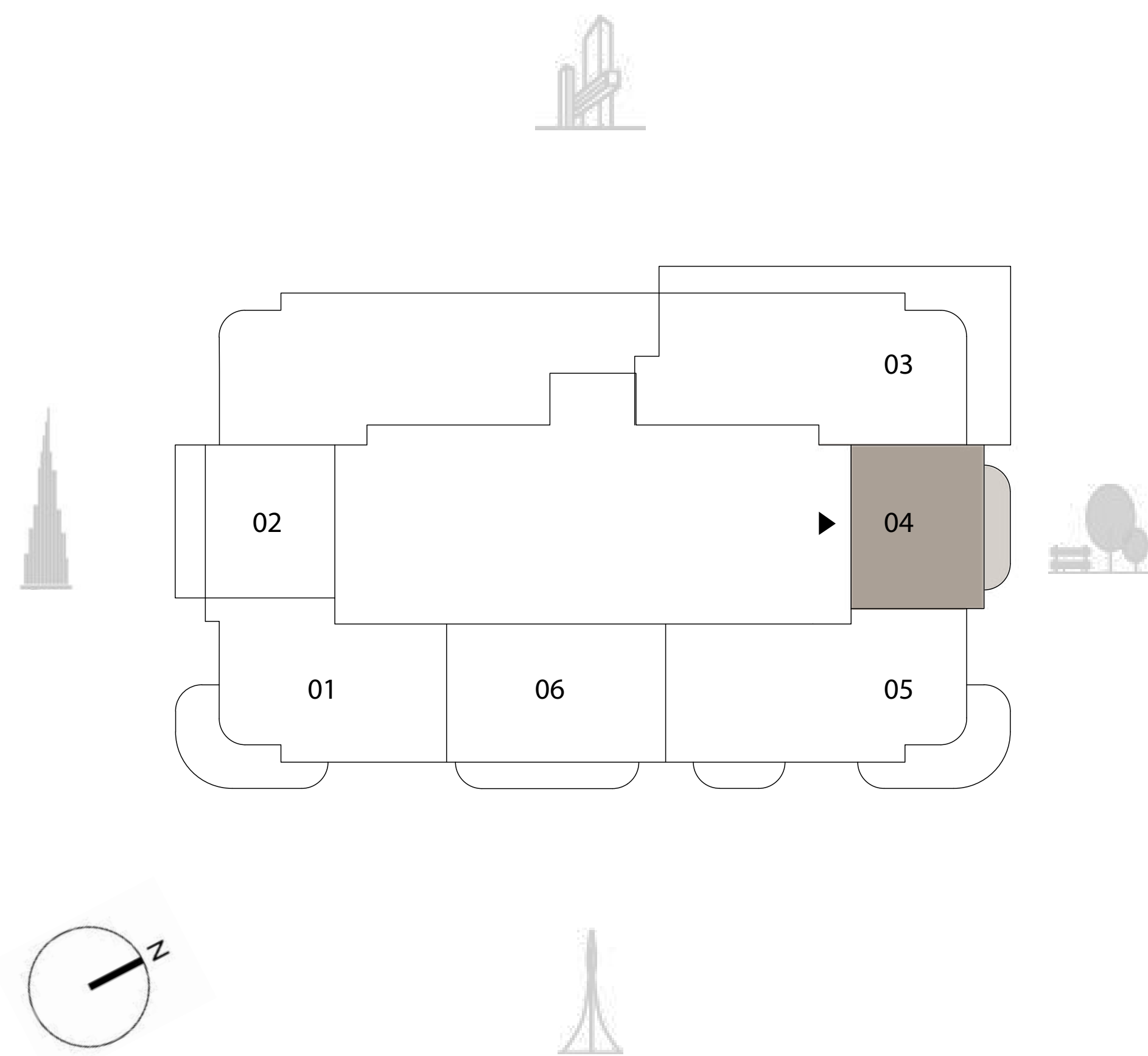
TOWER 3
1 BEDROOM

PODIUM LEVEL 3 UNIT 04

SUITE AREA	671.78 SQ.FT.	62.41 SQ.M.
BALCONY AREA	108.61 SQ.FT.	10.09 SQ.M.
TOTAL AREA	780.39 SQ.FT.	72.50 SQ.M.

KEY PLAN

KEY SECTION



FLOOR PLAN 1. All dimensions are in imperial and metric, and measured from finish to finish excluding construction tolerances. 2. All materials, dimensions, and drawings are approximate only. 3. Information is subject to change without notice, at developer's absolute discretion. 4. Actual area may vary from the stated area. 5. Drawings not to scale. 6. All images used are for illustrative purposes only and do not represent the actual size, features, specifications, fittings, and furnishings. 7. The developer reserves the right to make revisions / alterations, at it's absolute discretion, without any liability whatsoever.

**ADDRESS
RESIDENCES
ZABEEL**

DIFC Views


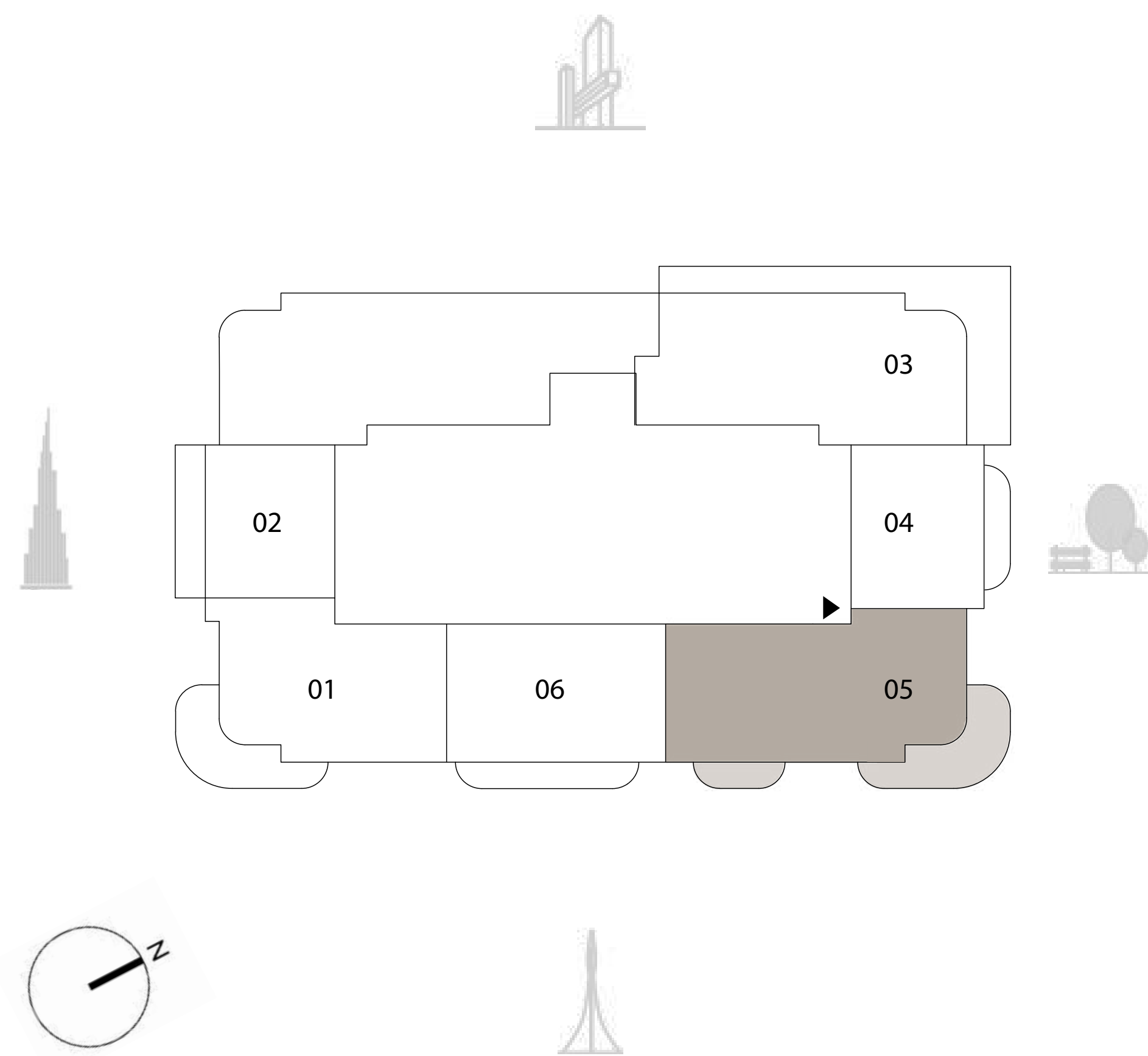
**TOWER 3
3 BEDROOM**

PODIUM LEVEL 3 UNIT 05

SUITE AREA	1451.08 SQ.FT.	134.81 SQ.M.
BALCONY AREA	370.39 SQ.FT.	34.41 SQ.M.
TOTAL AREA	1821.47 SQ.FT.	169.22 SQ.M.

KEY PLAN

KEY SECTION



FLOOR PLAN 1. All dimensions are in imperial and metric, and measured from finish to finish excluding construction tolerances. 2. All materials, dimensions, and drawings are approximate only. 3. Information is subject to change without notice, at developer's absolute discretion. 4. Actual area may vary from the stated area. 5. Drawings not to scale. 6. All images used are for illustrative purposes only and do not represent the actual size, features, specifications, fittings, and furnishings. 7. The developer reserves the right to make revisions / alterations, at it's absolute discretion, without any liability whatsoever.



ADDRESS
RESIDENCES
ZABEEL

DIFC Views

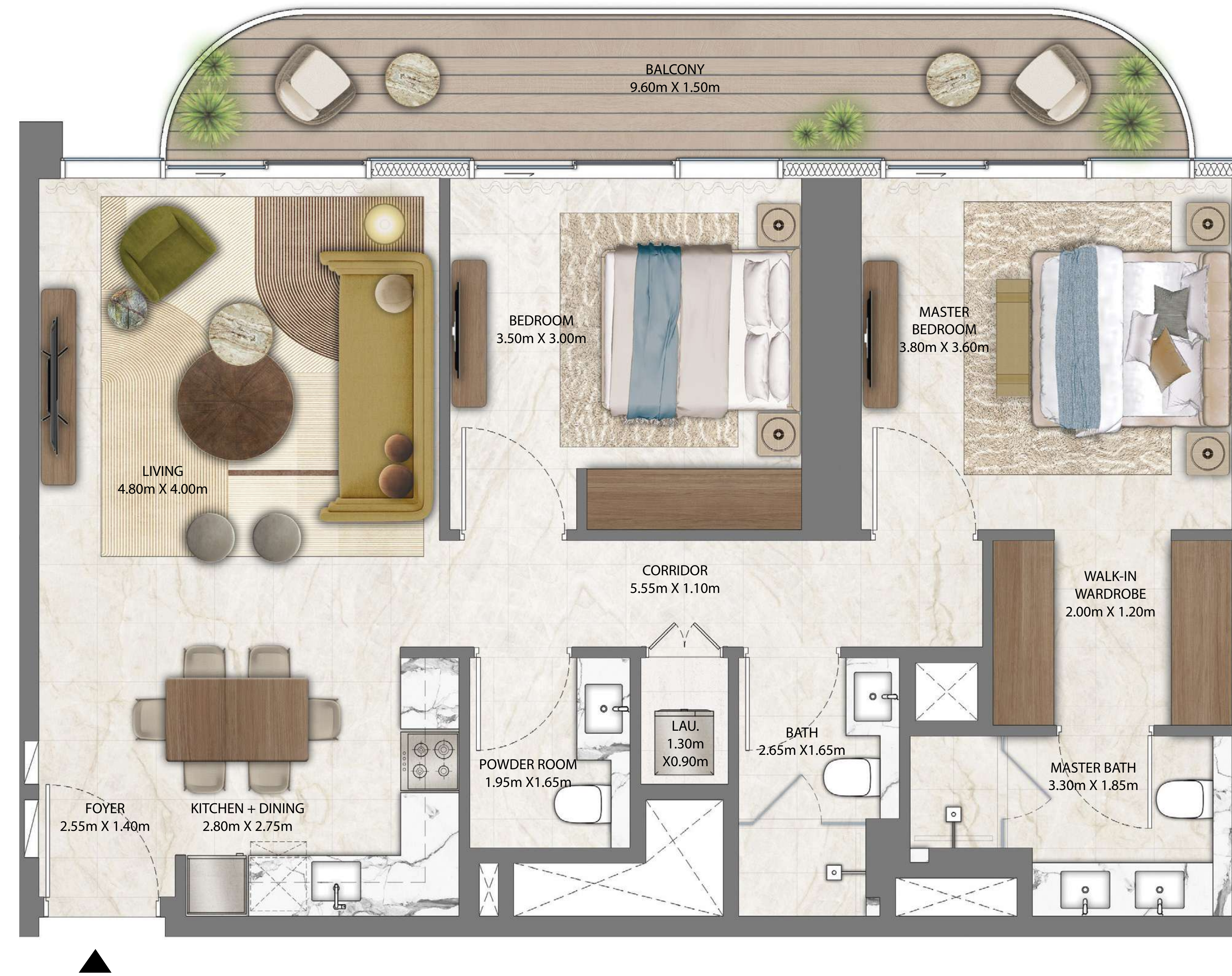
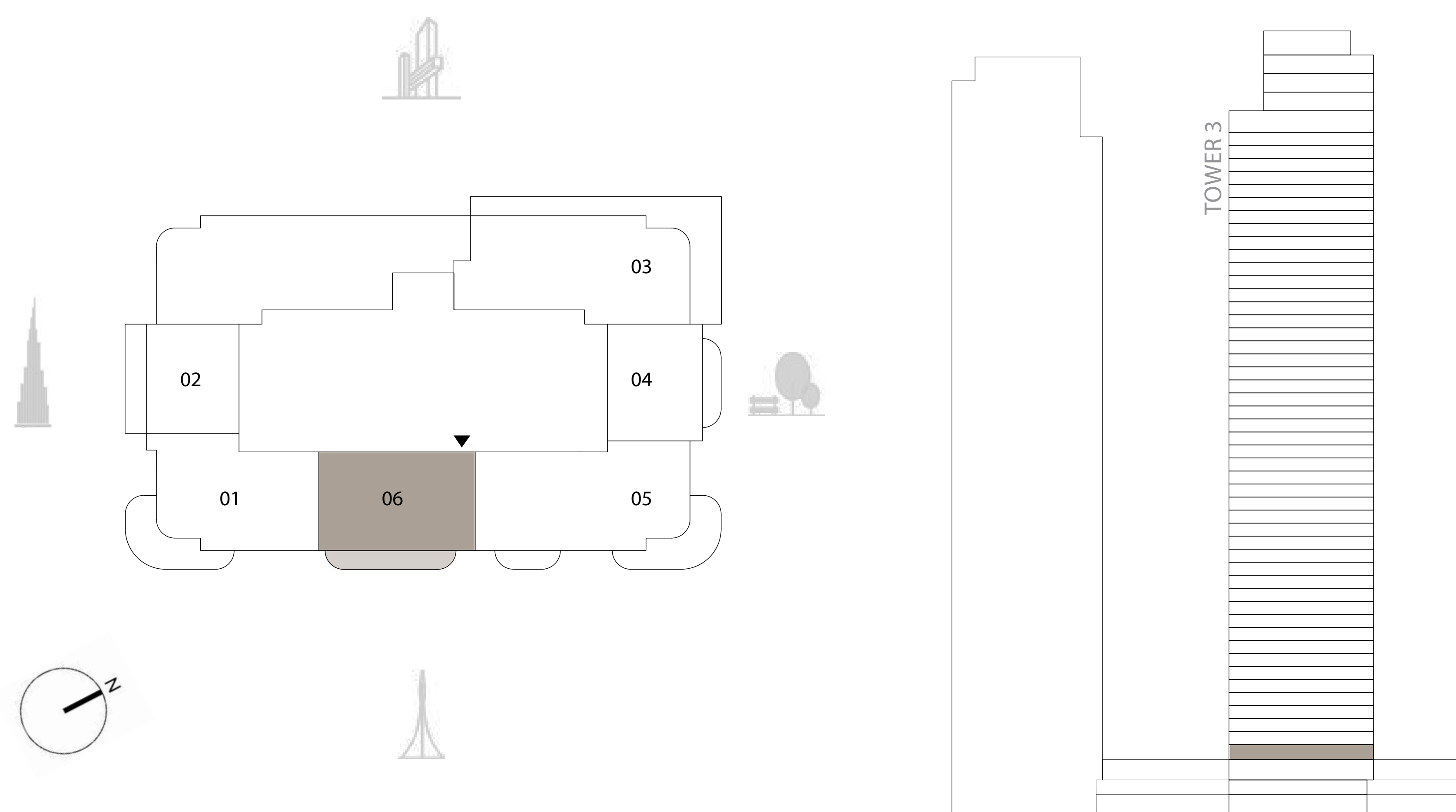
TOWER 3
2 BEDROOM

PODIUM LEVEL 3 UNIT 06

SUITE AREA	1001.90 SQ.FT.	93.08 SQ.M.
BALCONY AREA	165.87 SQ.FT.	15.41 SQ.M.
TOTAL AREA	1167.77 SQ.FT.	108.49 SQ.M.

KEY PLAN

KEY SECTION



FLOOR PLAN 1. All dimensions are in imperial and metric, and measured from finish to finish excluding construction tolerances. 2. All materials, dimensions, and drawings are approximate only. 3. Information is subject to change without notice, at developer's absolute discretion. 4. Actual area may vary from the stated area. 5. Drawings not to scale. 6. All images used are for illustrative purposes only and do not represent the actual size, features, specifications, fittings, and furnishings. 7. The developer reserves the right to make revisions / alterations, at it's absolute discretion, without any liability whatsoever.



ADDRESS
RESIDENCES
ZABEEL

DIFC Views


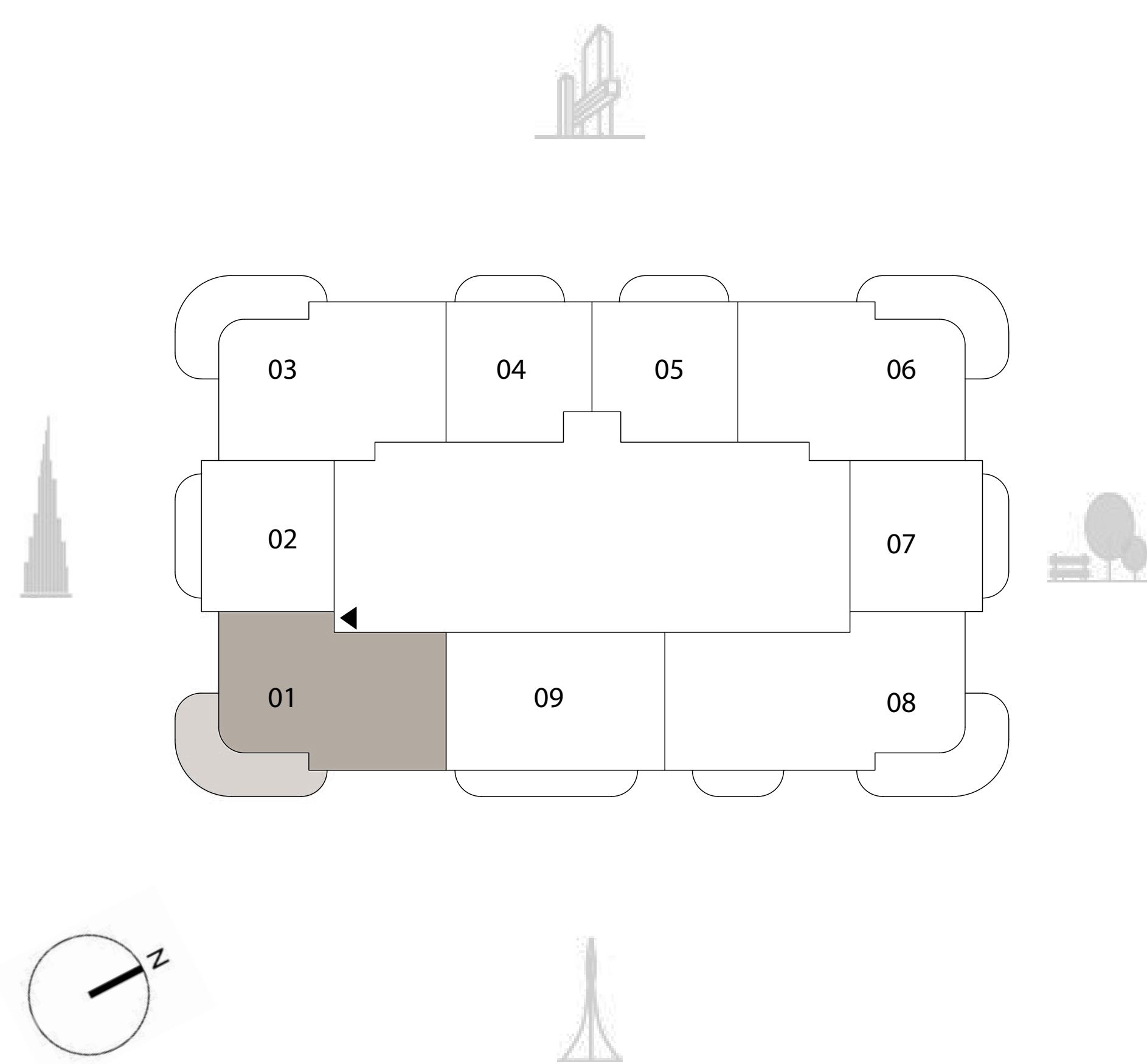
TOWER 3
2 BEDROOM

LEVELS 04 - 28 UNIT 01

SUITE AREA	1096.41 SQ.FT.	101.86 SQ.M.
BALCONY AREA	293.21 SQ.FT.	27.24 SQ.M.
TOTAL AREA	1389.62 SQ.FT.	129.10 SQ.M.

KEY PLAN

KEY SECTION



FLOOR PLAN 1. All dimensions are in imperial and metric, and measured from finish to finish excluding construction tolerances. 2. All materials, dimensions, and drawings are approximate only. 3. Information is subject to change without notice, at developer's absolute discretion. 4. Actual area may vary from the stated area. 5. Drawings not to scale. 6. All images used are for illustrative purposes only and do not represent the actual size, features, specifications, fittings, and furnishings. 7. The developer reserves the right to make revisions / alterations, at it's absolute discretion, without any liability whatsoever.



ADDRESS
RESIDENCES
ZABEEL

DIFC Views


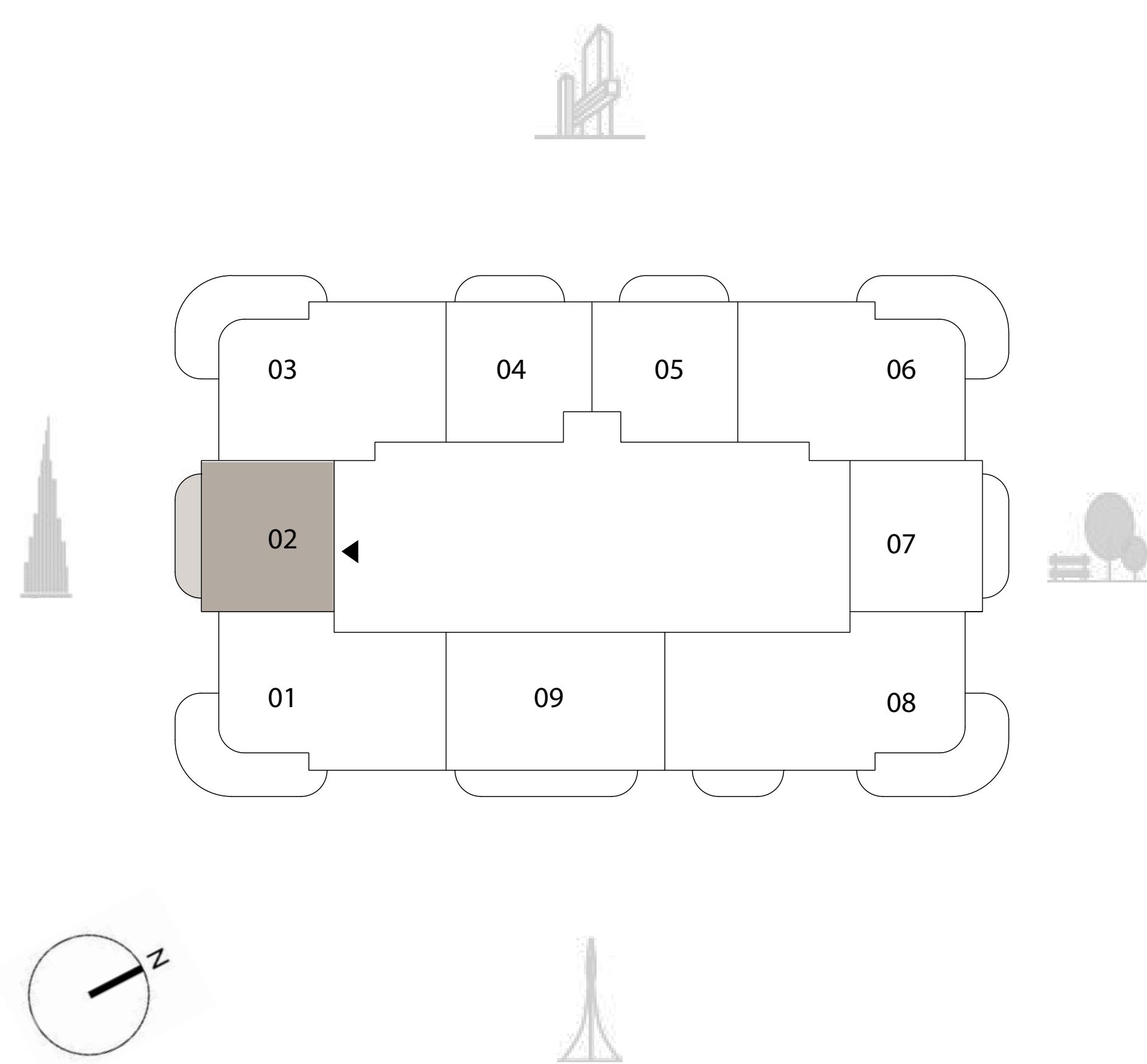
TOWER 3
1 BEDROOM

LEVELS 04 - 28 UNIT 02

SUITE AREA	671.88 SQ.FT.	62.42 SQ.M.
BALCONY AREA	108.50 SQ.FT.	10.08 SQ.M.
TOTAL AREA	780.38 SQ.FT.	72.50 SQ.M.

KEY PLAN

KEY SECTION



FLOOR PLAN 1. All dimensions are in imperial and metric, and measured from finish to finish excluding construction tolerances. 2. All materials, dimensions, and drawings are approximate only. 3. Information is subject to change without notice, at developer's absolute discretion. 4. Actual area may vary from the stated area. 5. Drawings not to scale. 6. All images used are for illustrative purposes only and do not represent the actual size, features, specifications, fittings, and furnishings. 7. The developer reserves the right to make revisions / alterations, at it's absolute discretion, without any liability whatsoever.



ADDRESS
RESIDENCES
ZABEEL

DIFC Views


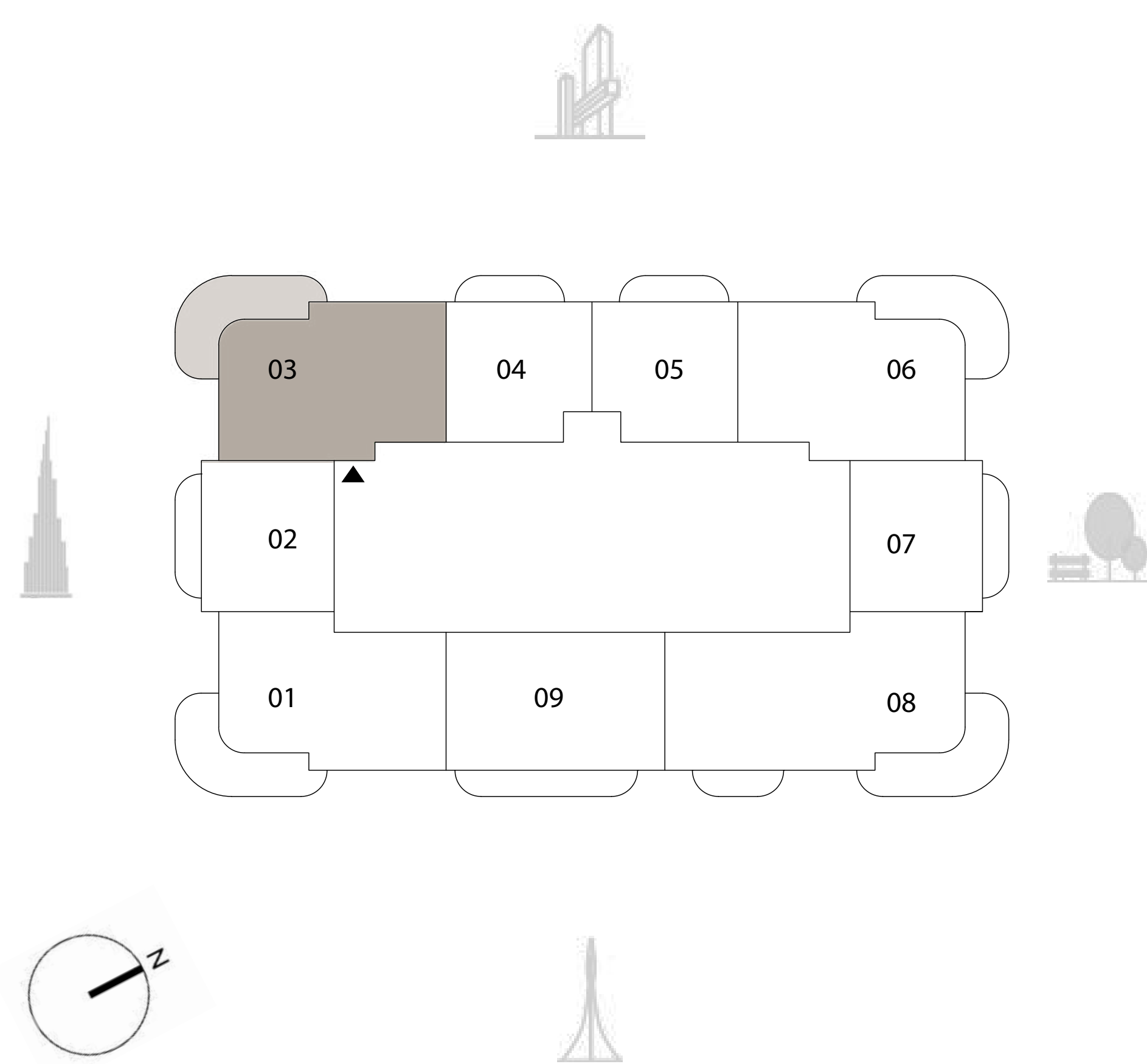
TOWER 3
2 BEDROOM

LEVELS 04 - 28 UNIT 03

SUITE AREA	1116.22 SQ.FT.	103.70 SQ.M.
BALCONY AREA	293.21 SQ.FT.	27.24 SQ.M.
TOTAL AREA	1409.43 SQ.FT.	130.94 SQ.M.

KEY PLAN

KEY SECTION



FLOOR PLAN 1. All dimensions are in imperial and metric, and measured from finish to finish excluding construction tolerances. 2. All materials, dimensions, and drawings are approximate only. 3. Information is subject to change without notice, at developer's absolute discretion. 4. Actual area may vary from the stated area. 5. Drawings not to scale. 6. All images used are for illustrative purposes only and do not represent the actual size, features, specifications, fittings, and furnishings. 7. The developer reserves the right to make revisions / alterations, at it's absolute discretion, without any liability whatsoever.



ADDRESS
RESIDENCES
ZABEEL

DIFC Views


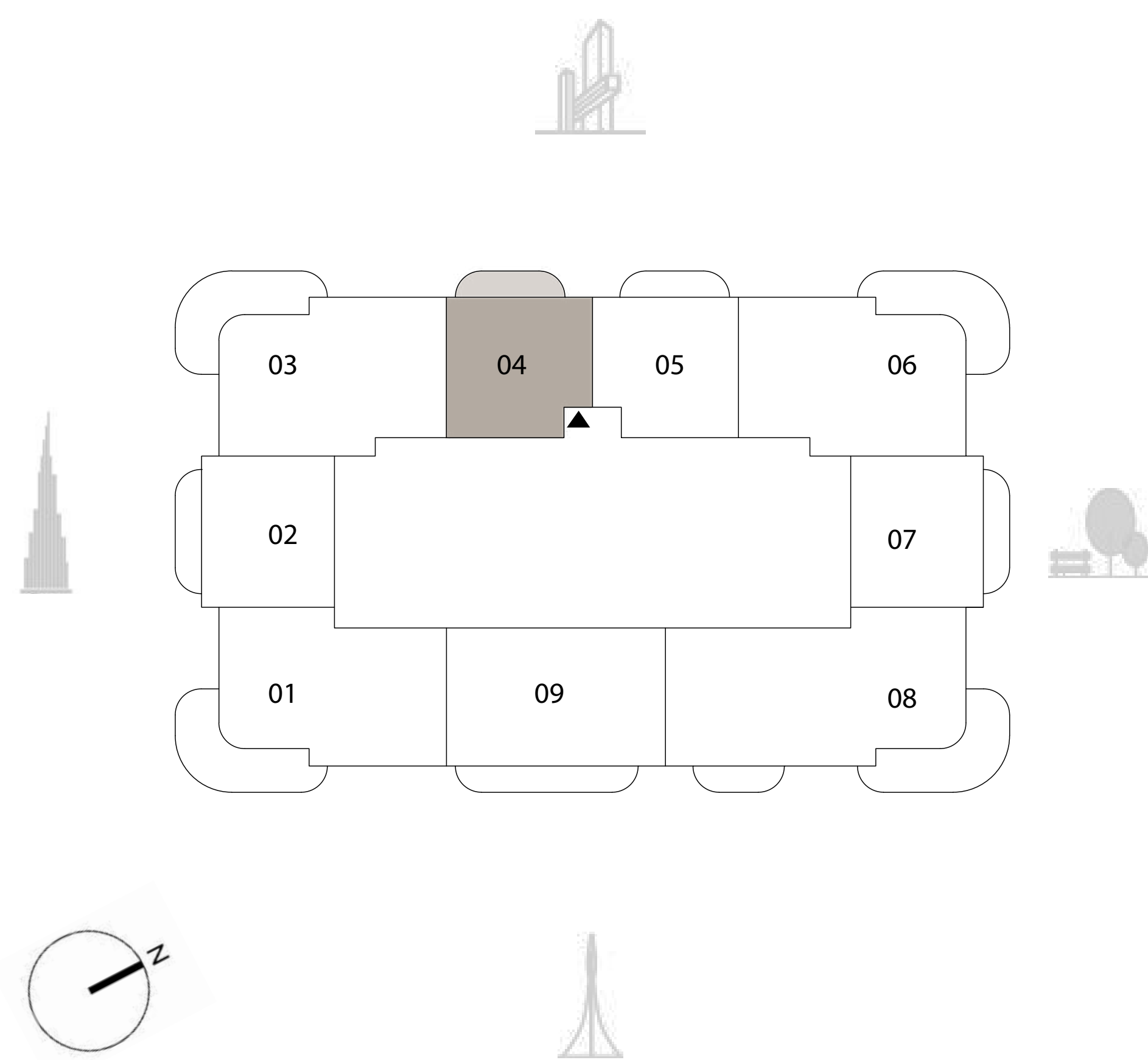
TOWER 3
1 BEDROOM

LEVELS 04 - 28 UNIT 04

SUITE AREA	644.54 SQ.FT.	59.88 SQ.M.
BALCONY AREA	94.83 SQ.FT.	8.81 SQ.M.
TOTAL AREA	739.37 SQ.FT.	68.69 SQ.M.

KEY PLAN

KEY SECTION



FLOOR PLAN 1. All dimensions are in imperial and metric, and measured from finish to finish excluding construction tolerances. 2. All materials, dimensions, and drawings are approximate only. 3. Information is subject to change without notice, at developer's absolute discretion. 4. Actual area may vary from the stated area. 5. Drawings not to scale. 6. All images used are for illustrative purposes only and do not represent the actual size, features, specifications, fittings, and furnishings. 7. The developer reserves the right to make revisions / alterations, at it's absolute discretion, without any liability whatsoever.



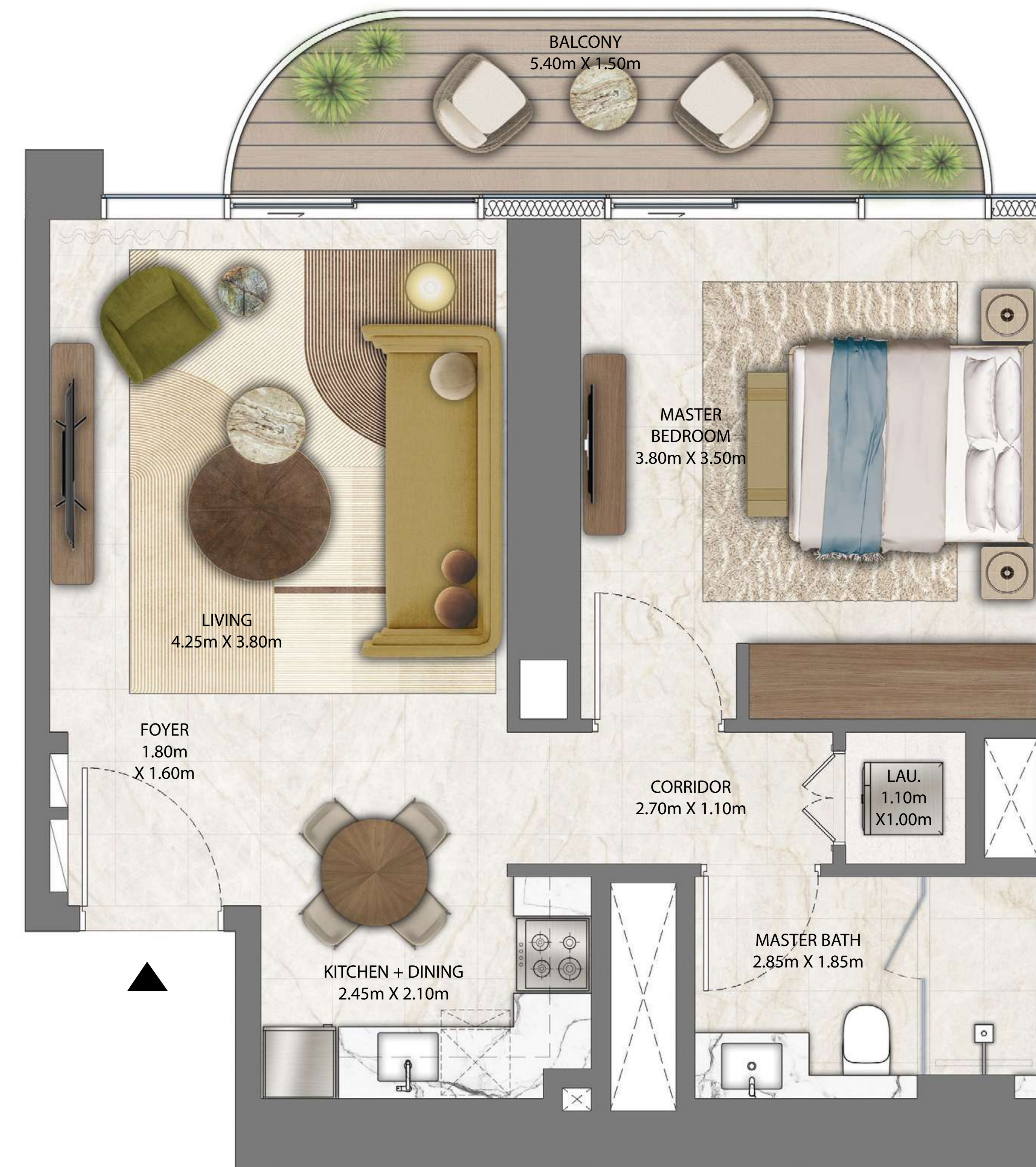
ADDRESS
RESIDENCES
ZABEEL

DIFC Views

TOWER 3
1 BEDROOM


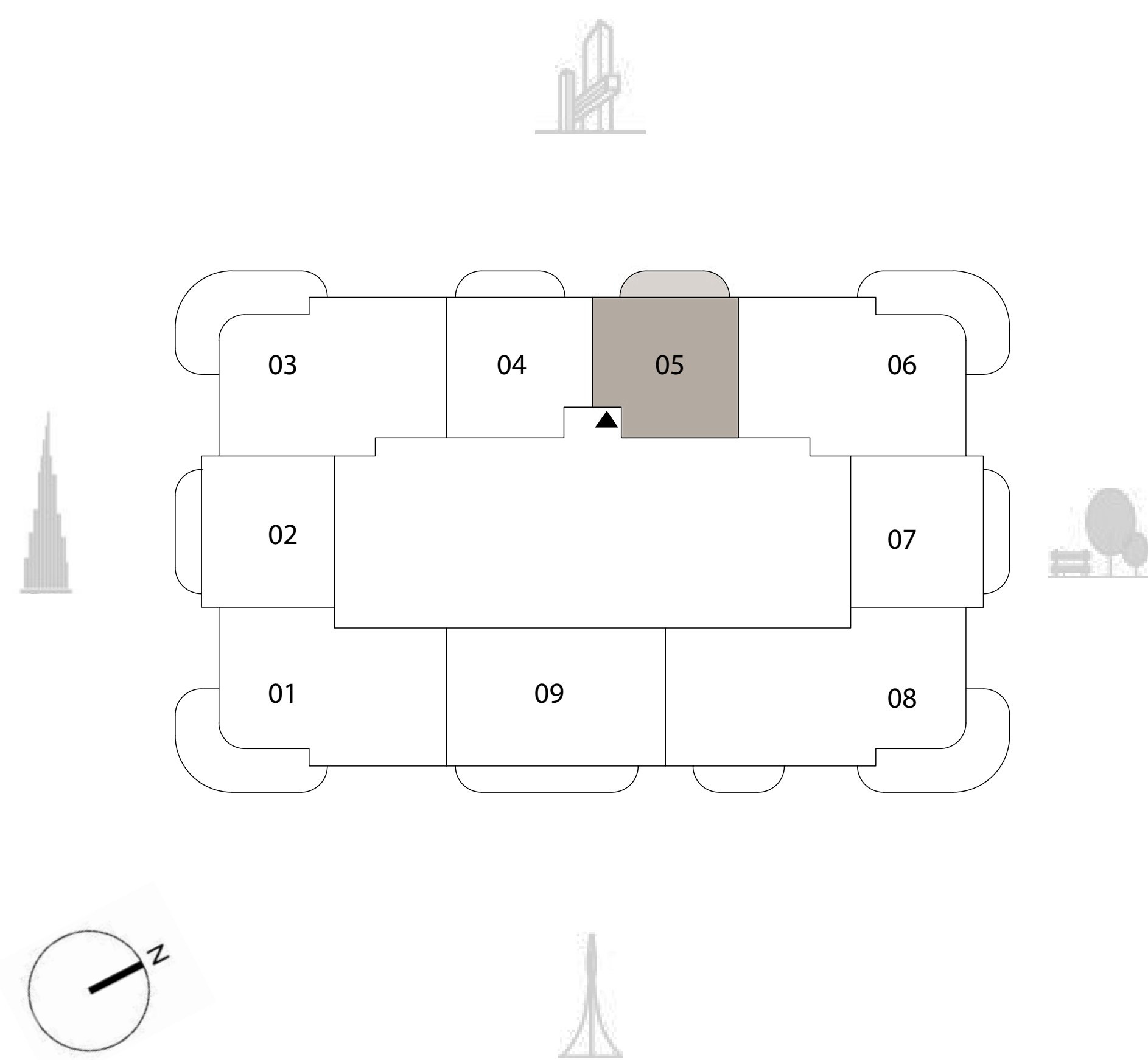
LEVELS 04 - 28 UNIT 05

SUITE AREA	644.54 SQ.FT.	59.88 SQ.M.
BALCONY AREA	94.83 SQ.FT.	8.81 SQ.M.
TOTAL AREA	739.37 SQ.FT.	68.69 SQ.M.



KEY PLAN

KEY SECTION



FLOOR PLAN 1. All dimensions are in imperial and metric, and measured from finish to finish excluding construction tolerances. 2. All materials, dimensions, and drawings are approximate only. 3. Information is subject to change without notice, at developer's absolute discretion. 4. Actual area may vary from the stated area. 5. Drawings not to scale. 6. All images used are for illustrative purposes only and do not represent the actual size, features, specifications, fittings, and furnishings. 7. The developer reserves the right to make revisions / alterations, at it's absolute discretion, without any liability whatsoever.



ADDRESS
RESIDENCES
ZABEEL

DIFC Views


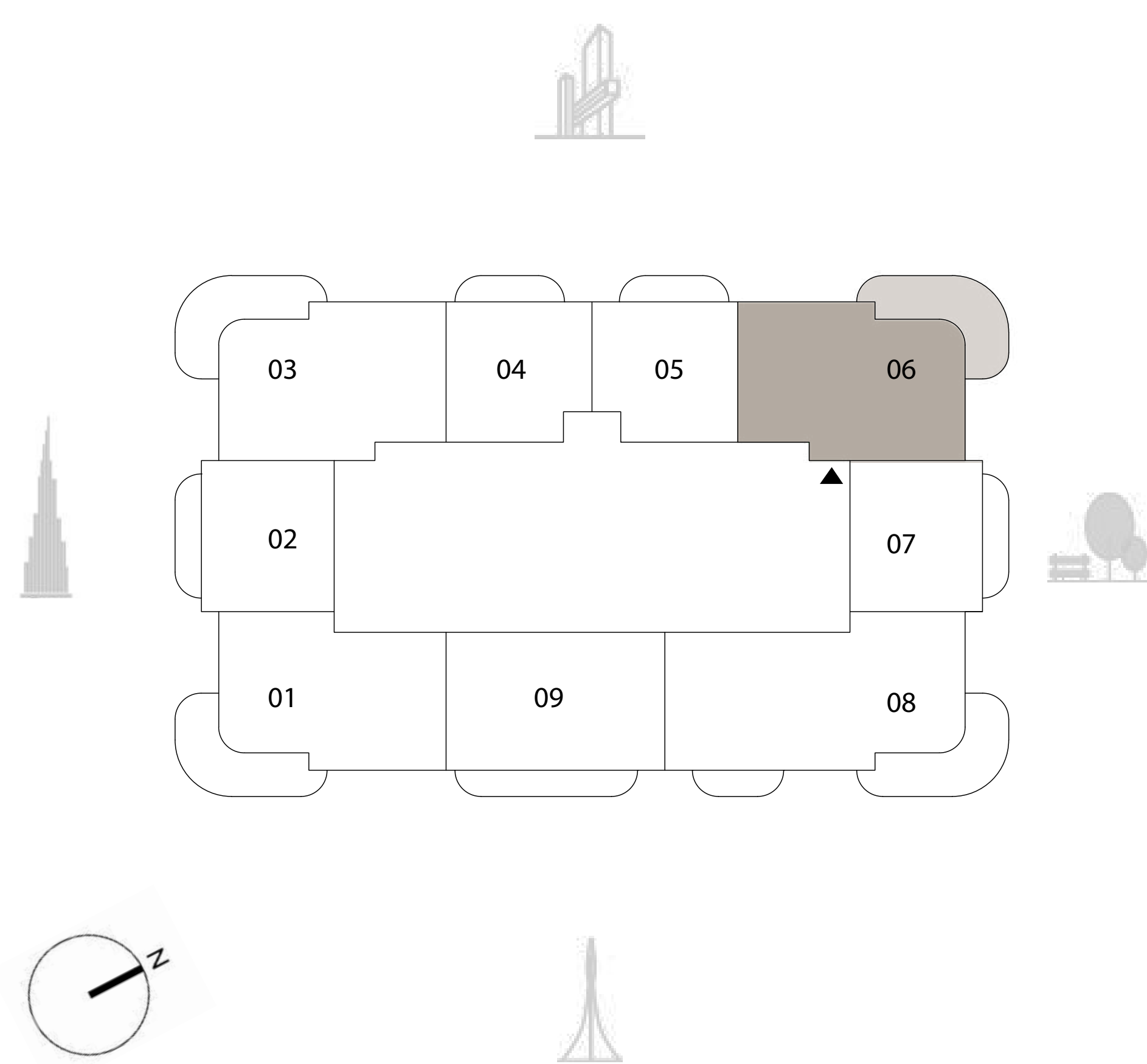
TOWER 3
2 BEDROOM

LEVELS 04 - 28 UNIT 06

SUITE AREA	1116.22 SQ.FT.	103.70 SQ.M.
BALCONY AREA	293.21 SQ.FT.	27.24 SQ.M.
TOTAL AREA	1409.43 SQ.FT.	130.94 SQ.M.

KEY PLAN

KEY SECTION



FLOOR PLAN 1. All dimensions are in imperial and metric, and measured from finish to finish excluding construction tolerances. 2. All materials, dimensions, and drawings are approximate only. 3. Information is subject to change without notice, at developer's absolute discretion. 4. Actual area may vary from the stated area. 5. Drawings not to scale. 6. All images used are for illustrative purposes only and do not represent the actual size, features, specifications, fittings, and furnishings. 7. The developer reserves the right to make revisions / alterations, at it's absolute discretion, without any liability whatsoever.



ADDRESS
RESIDENCES
ZABEEL

DIFC Views


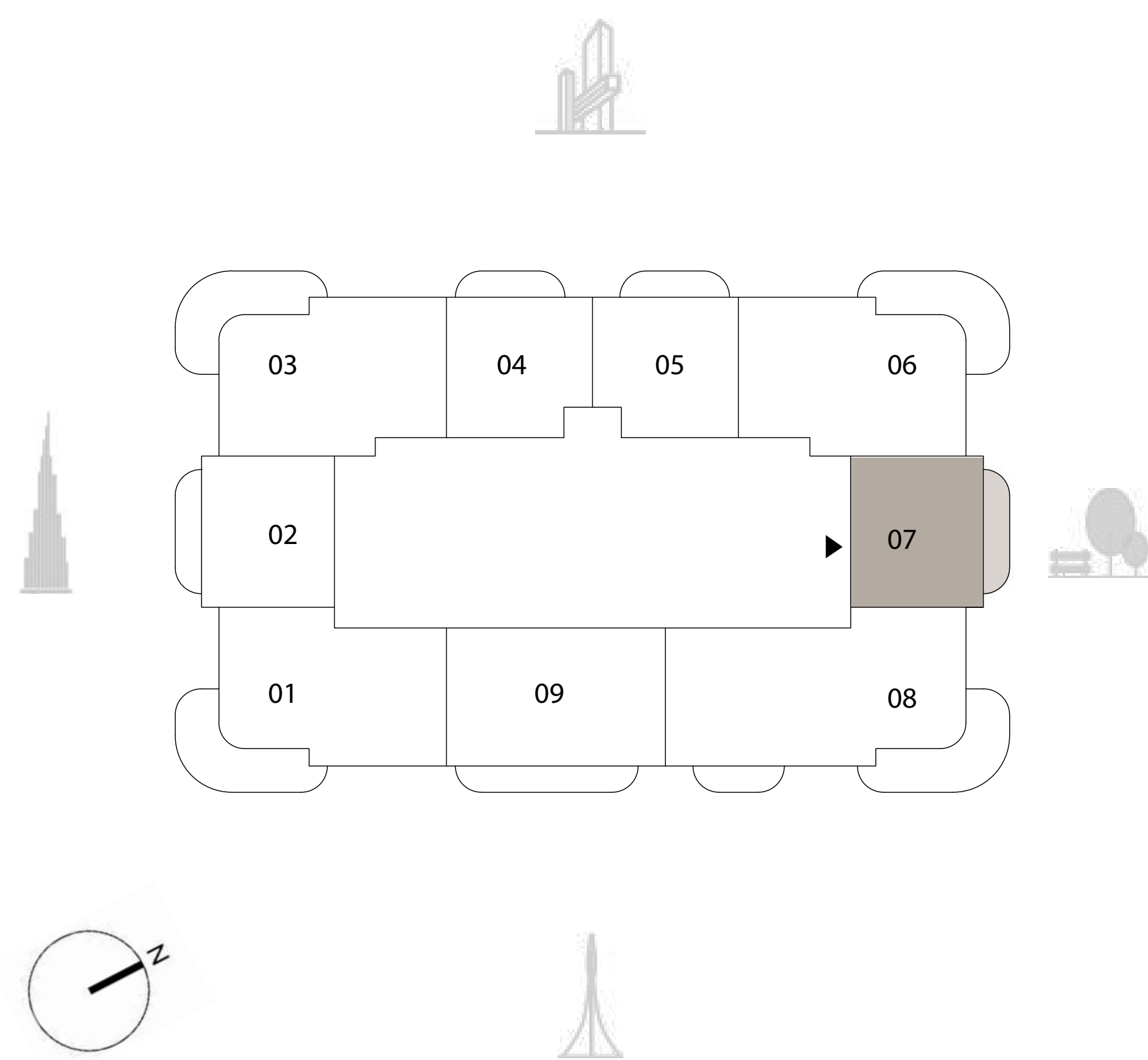
TOWER 3
1 BEDROOM

LEVELS 04 - 28 UNIT 07

SUITE AREA	664.89 SQ.FT.	61.77 SQ.M.
BALCONY AREA	108.50 SQ.FT.	10.08 SQ.M.
TOTAL AREA	773.39 SQ.FT.	71.85 SQ.M.

KEY PLAN

KEY SECTION



FLOOR PLAN 1. All dimensions are in imperial and metric, and measured from finish to finish excluding construction tolerances. 2. All materials, dimensions, and drawings are approximate only. 3. Information is subject to change without notice, at developer's absolute discretion. 4. Actual area may vary from the stated area. 5. Drawings not to scale. 6. All images used are for illustrative purposes only and do not represent the actual size, features, specifications, fittings, and furnishings. 7. The developer reserves the right to make revisions / alterations, at it's absolute discretion, without any liability whatsoever.

**ADDRESS
RESIDENCES
ZABEEL**

DIFC Views


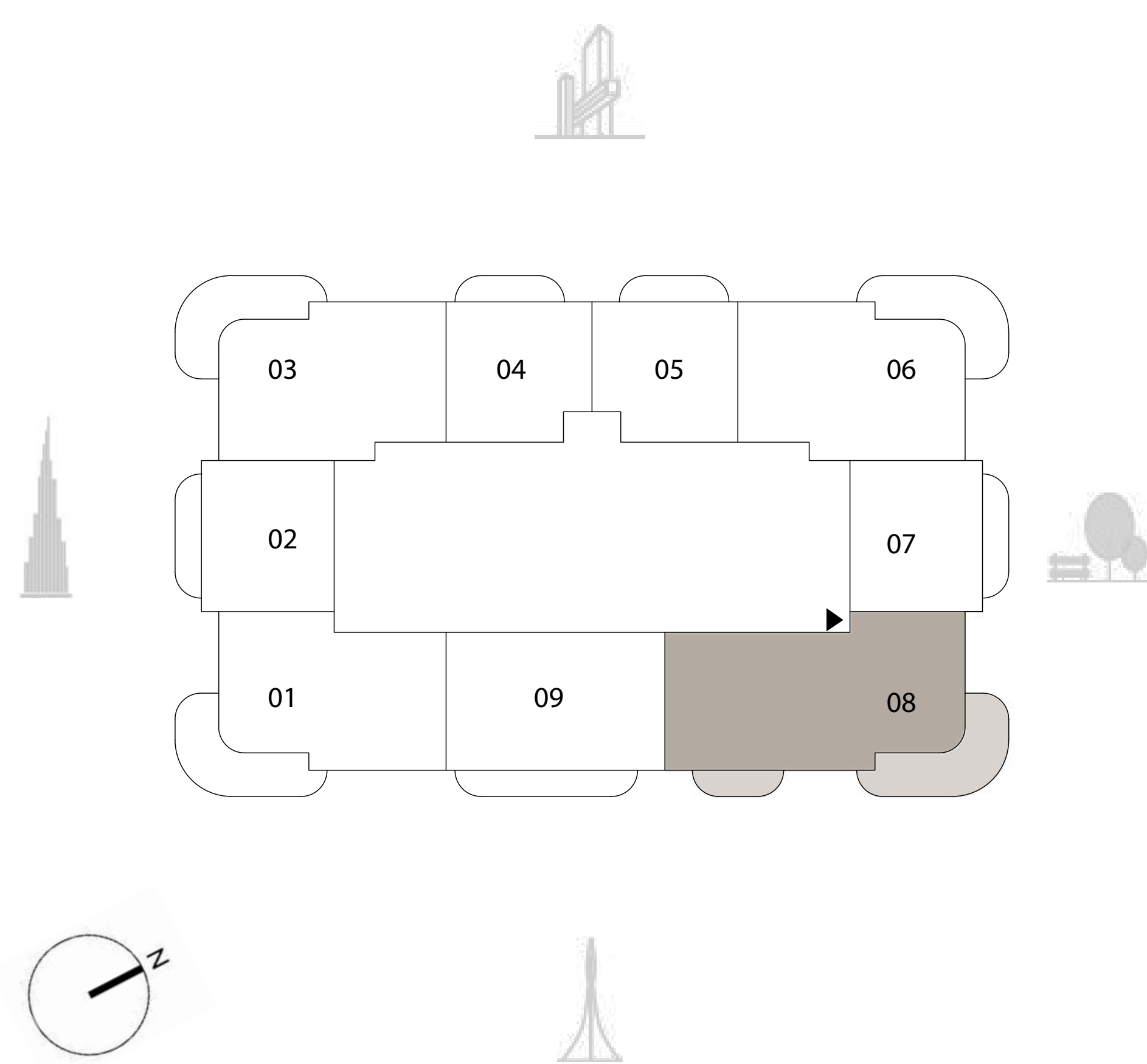
**TOWER 3
3 BEDROOM**

LEVELS 04 - 28 UNIT 08

SUITE AREA	1451.73 SQ.FT.	134.87 SQ.M.
BALCONY AREA	370.92 SQ.FT.	34.46 SQ.M.
TOTAL AREA	1822.65 SQ.FT.	169.33 SQ.M.

KEY PLAN

KEY SECTION



FLOOR PLAN 1. All dimensions are in imperial and metric, and measured from finish to finish excluding construction tolerances. 2. All materials, dimensions, and drawings are approximate only. 3. Information is subject to change without notice, at developer's absolute discretion. 4. Actual area may vary from the stated area. 5. Drawings not to scale. 6. All images used are for illustrative purposes only and do not represent the actual size, features, specifications, fittings, and furnishings. 7. The developer reserves the right to make revisions / alterations, at it's absolute discretion, without any liability whatsoever.



ADDRESS
RESIDENCES
ZABEEL

DIFC Views

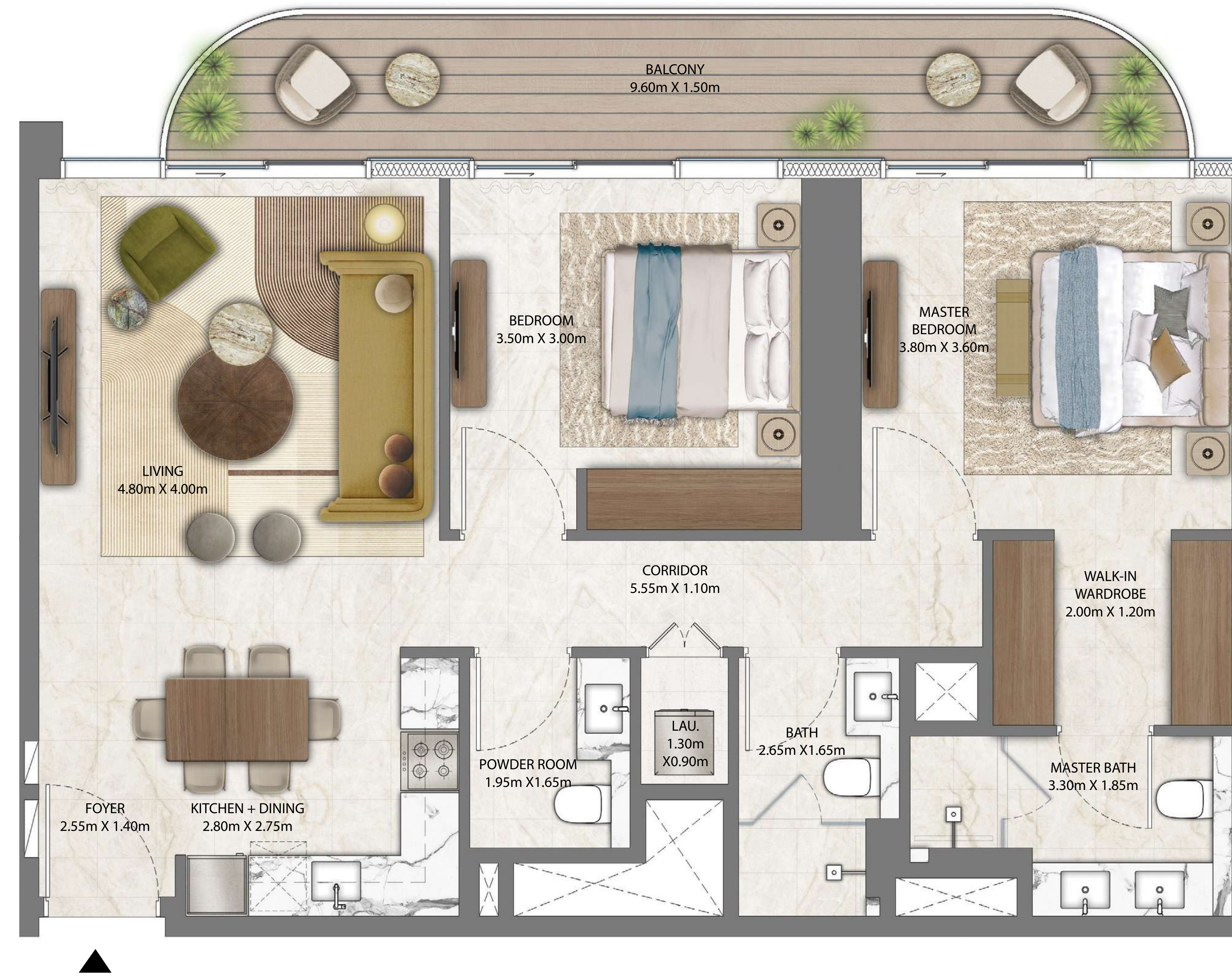

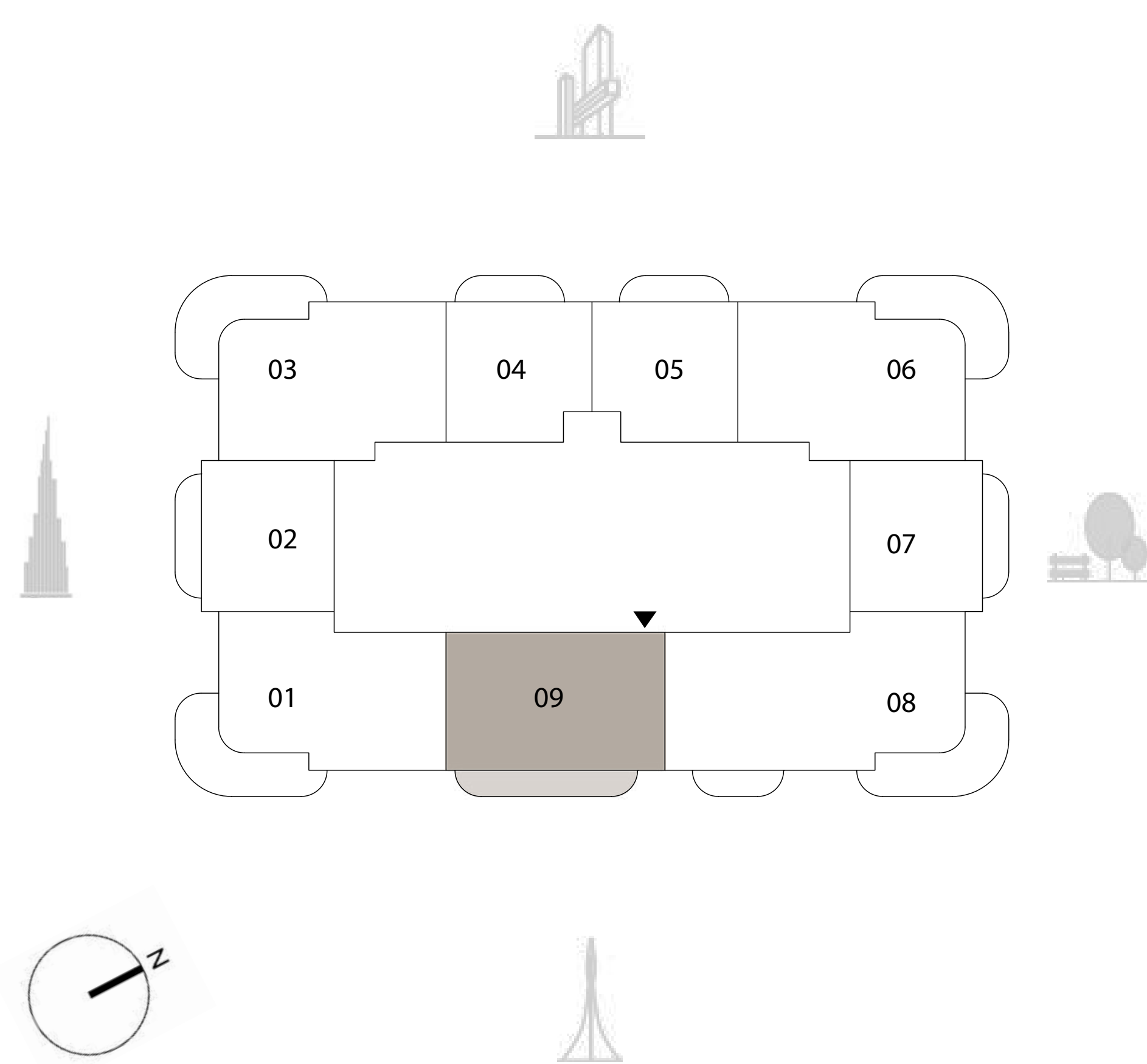
TOWER 3
2 BEDROOM

LEVELS 04 - 28 UNIT 09

SUITE AREA	1,003.63 SQ.FT.	93.24 SQ.M.
BALCONY AREA	164.47 SQ.FT.	15.28 SQ.M.
TOTAL AREA	1,168.10 SQ.FT.	108.52 SQ.M.

KEY PLAN

KEY SECTION



FLOOR PLAN 1. All dimensions are in imperial and metric, and measured from finish to finish excluding construction tolerances. 2. All materials, dimensions, and drawings are approximate only. 3. Information is subject to change without notice, at developer's absolute discretion. 4. Actual area may vary from the stated area. 5. Drawings not to scale. 6. All images used are for illustrative purposes only and do not represent the actual size, features, specifications, fittings, and furnishings. 7. The developer reserves the right to make revisions / alterations, at it's absolute discretion, without any liability whatsoever.



ADDRESS
RESIDENCES
ZABEEL

DIFC Views


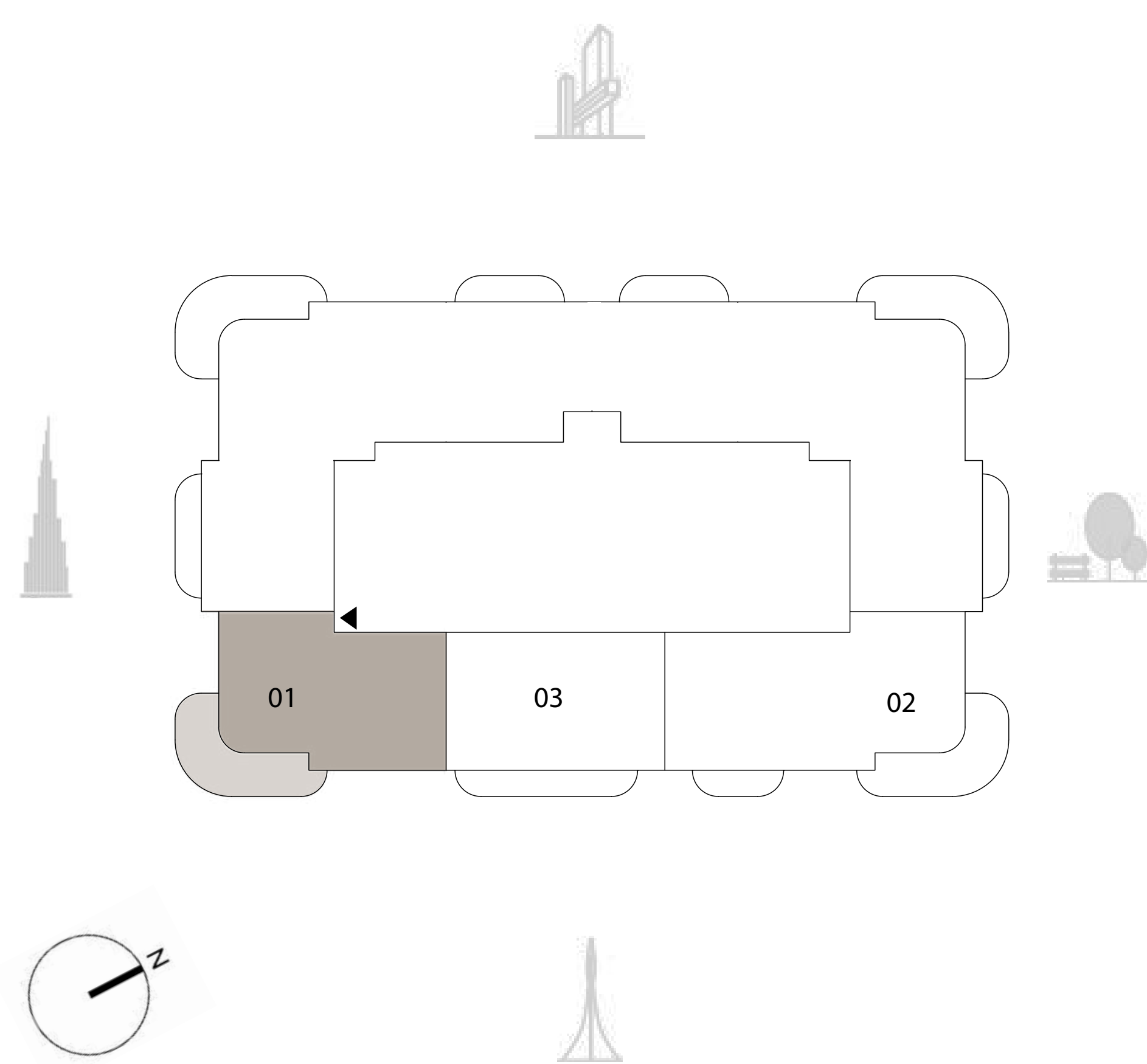
TOWER 3
2 BEDROOM

LEVEL 29 UNIT 01

SUITE AREA	1095.55 SQ.FT.	101.78 SQ.M.
BALCONY AREA	293.21 SQ.FT.	27.24 SQ.M.
TOTAL AREA	1388.76 SQ.FT.	129.02 SQ.M.

KEY PLAN

KEY SECTION



FLOOR PLAN 1. All dimensions are in imperial and metric, and measured from finish to finish excluding construction tolerances. 2. All materials, dimensions, and drawings are approximate only. 3. Information is subject to change without notice, at developer's absolute discretion. 4. Actual area may vary from the stated area. 5. Drawings not to scale. 6. All images used are for illustrative purposes only and do not represent the actual size, features, specifications, fittings, and furnishings. 7. The developer reserves the right to make revisions / alterations, at it's absolute discretion, without any liability whatsoever.

**ADDRESS
RESIDENCES
ZABEEL**

DIFC Views


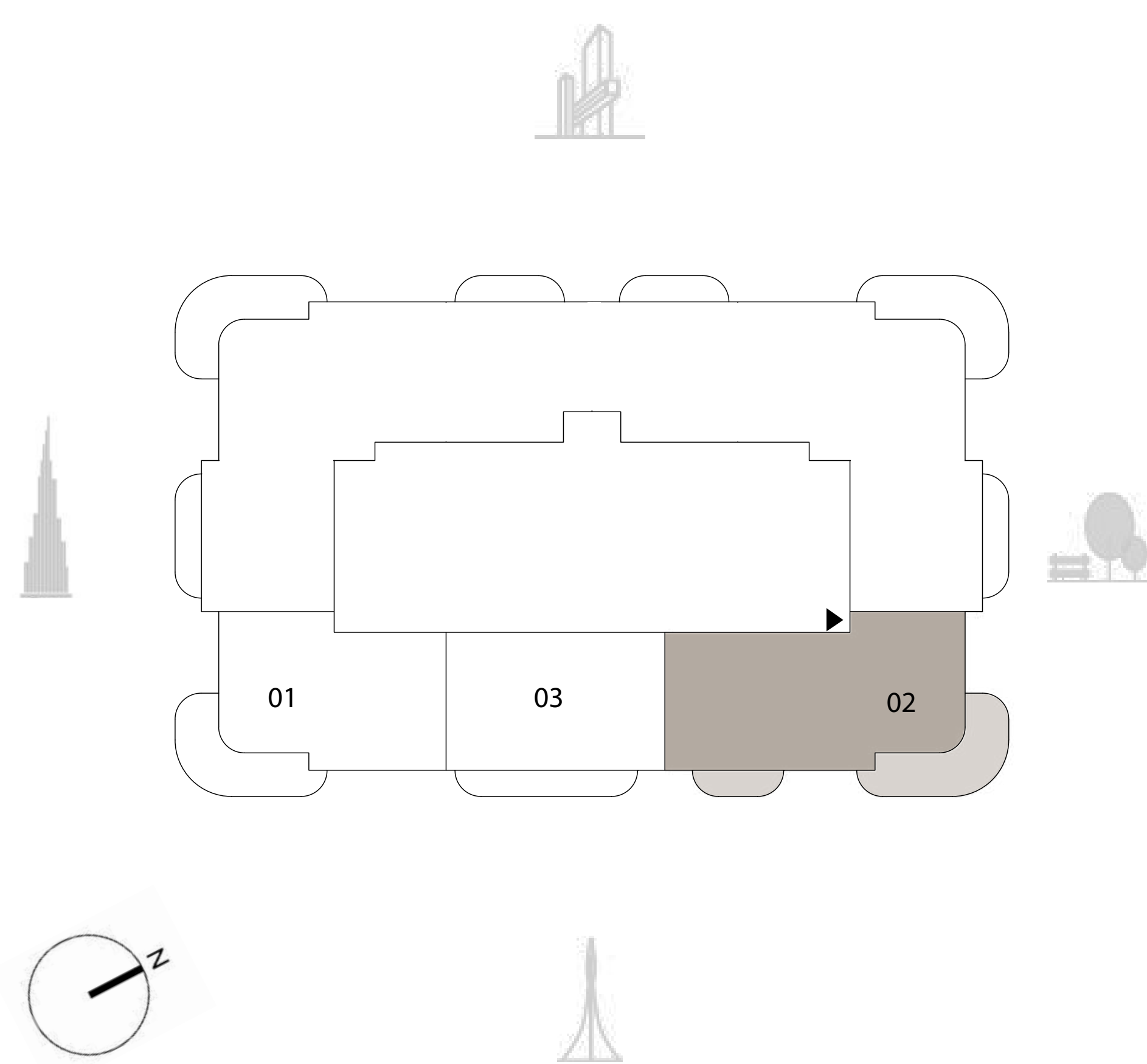
**TOWER 3
3 BEDROOM**

LEVEL 29 UNIT 02

SUITE AREA	1450.87 SQ.FT.	134.79 SQ.M.
BALCONY AREA	370.92 SQ.FT.	34.46 SQ.M.
TOTAL AREA	1821.79 SQ.FT.	169.25 SQ.M.

KEY PLAN

KEY SECTION



FLOOR PLAN 1. All dimensions are in imperial and metric, and measured from finish to finish excluding construction tolerances. 2. All materials, dimensions, and drawings are approximate only. 3. Information is subject to change without notice, at developer's absolute discretion. 4. Actual area may vary from the stated area. 5. Drawings not to scale. 6. All images used are for illustrative purposes only and do not represent the actual size, features, specifications, fittings, and furnishings. 7. The developer reserves the right to make revisions / alterations, at it's absolute discretion, without any liability whatsoever.



**ADDRESS
RESIDENCES
ZABEEL**

DIFC Views

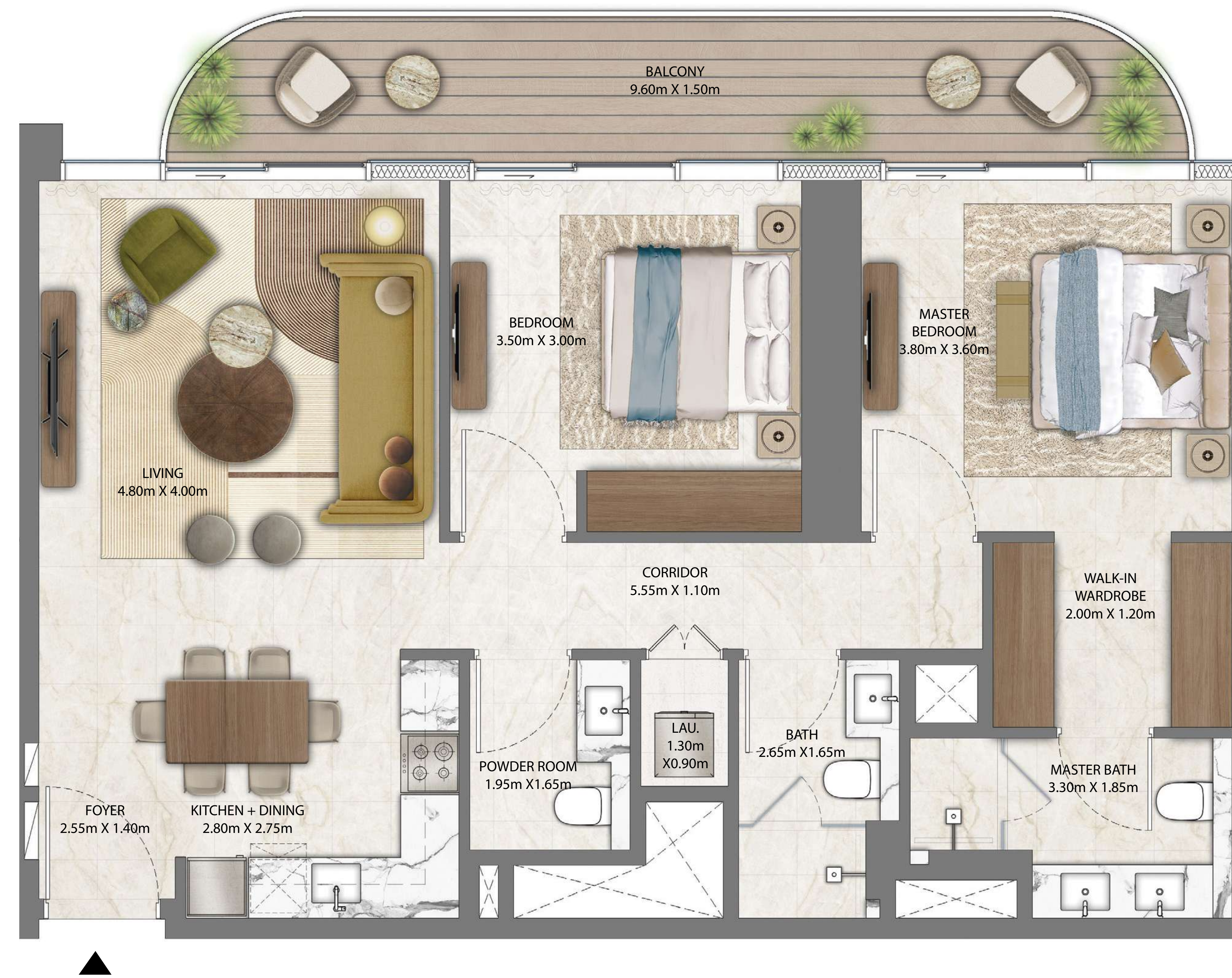

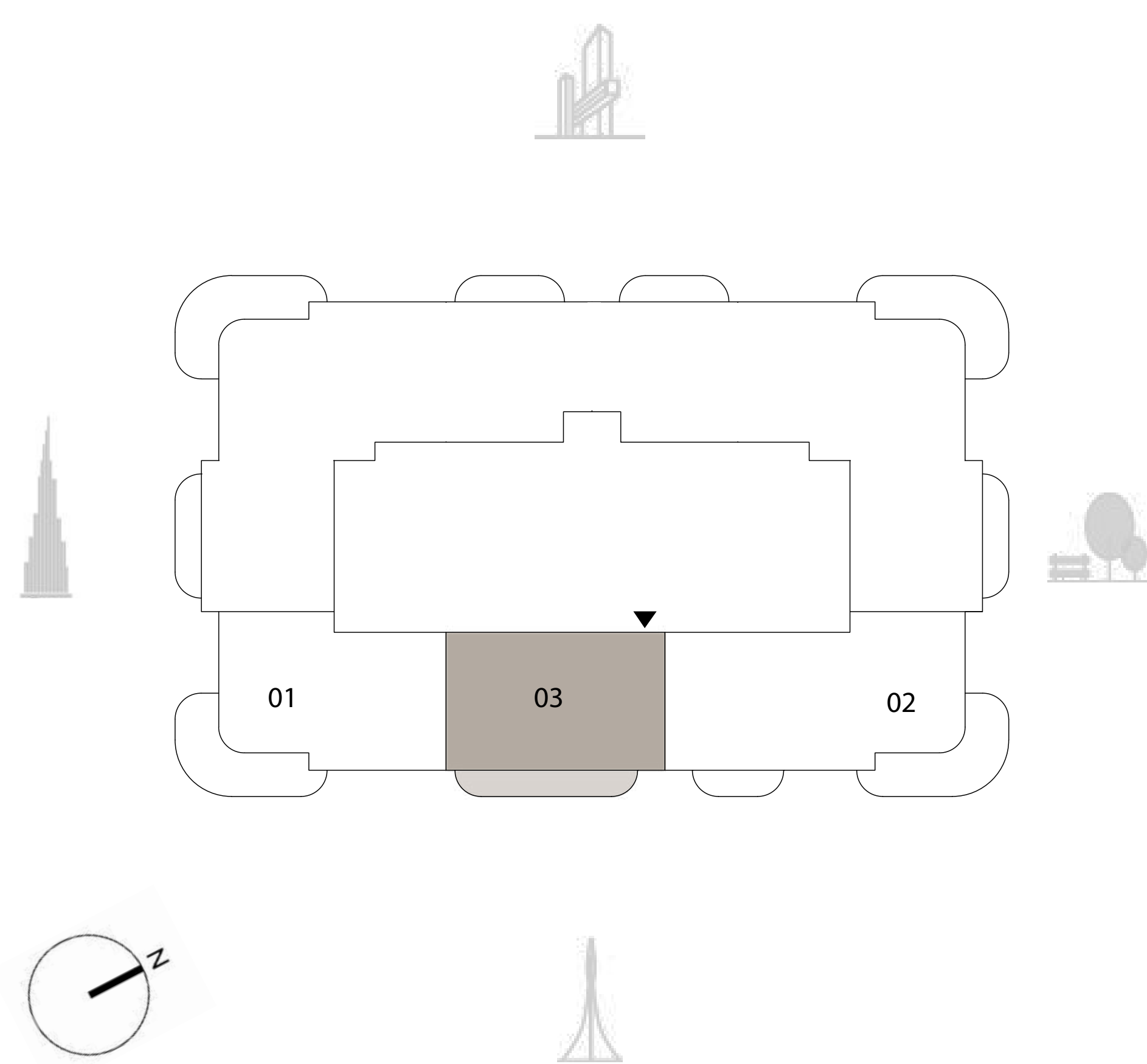
**TOWER 3
2 BEDROOM**

LEVEL 29 UNIT 03

SUITE AREA	1,003.63 SQ.FT.	93.24 SQ.M.
BALCONY AREA	164.47 SQ.FT.	15.28 SQ.M.
TOTAL AREA	1,168.10 SQ.FT.	108.52 SQ.M.

KEY PLAN

KEY SECTION



FLOOR PLAN 1. All dimensions are in imperial and metric, and measured from finish to finish excluding construction tolerances. 2. All materials, dimensions, and drawings are approximate only. 3. Information is subject to change without notice, at developer's absolute discretion. 4. Actual area may vary from the stated area. 5. Drawings not to scale. 6. All images used are for illustrative purposes only and do not represent the actual size, features, specifications, fittings, and furnishings. 7. The developer reserves the right to make revisions / alterations, at it's absolute discretion, without any liability whatsoever.



ADDRESS
RESIDENCES
ZABEEL

DIFC Views


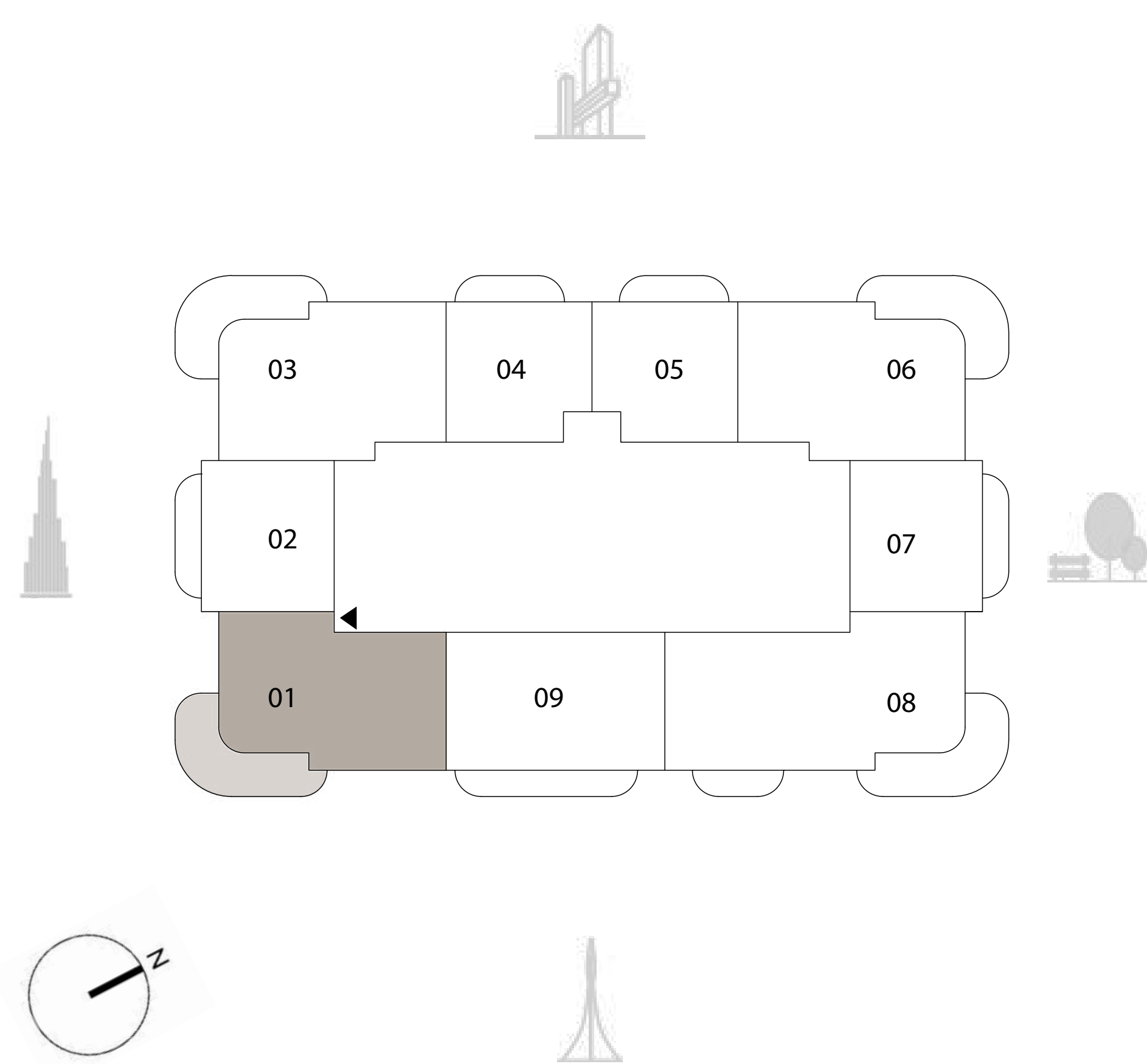
TOWER 3
2 BEDROOM

LEVELS 31 - 51 UNIT 01

SUITE AREA	1,096.84 SQ.FT.	101.90 SQ.M.
BALCONY AREA	293.21 SQ.FT.	27.24 SQ.M.
TOTAL AREA	1,390.05 SQ.FT.	129.14 SQ.M.

KEY PLAN

KEY SECTION



FLOOR PLAN 1. All dimensions are in imperial and metric, and measured from finish to finish excluding construction tolerances. 2. All materials, dimensions, and drawings are approximate only. 3. Information is subject to change without notice, at developer's absolute discretion. 4. Actual area may vary from the stated area. 5. Drawings not to scale. 6. All images used are for illustrative purposes only and do not represent the actual size, features, specifications, fittings, and furnishings. 7. The developer reserves the right to make revisions / alterations, at it's absolute discretion, without any liability whatsoever.



ADDRESS
RESIDENCES
ZABEEL

DIFC Views


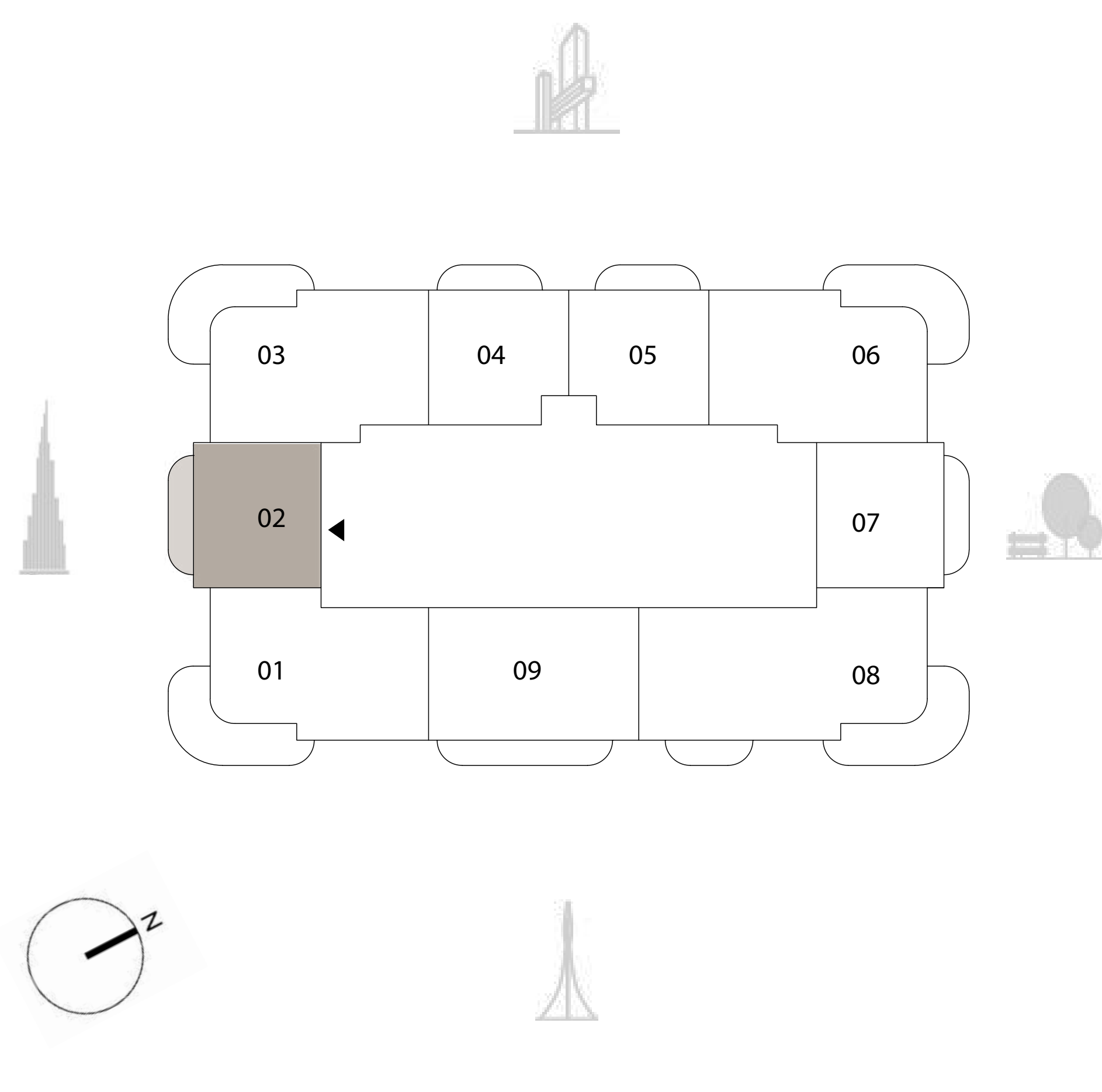
TOWER 3
1 BEDROOM

LEVELS 31 - 51 UNIT 02

SUITE AREA	672.21 SQ.FT.	62.45 SQ.M.
BALCONY AREA	108.50 SQ.FT.	10.08 SQ.M.
TOTAL AREA	780.71 SQ.FT.	72.53 SQ.M.

KEY PLAN

KEY SECTION



FLOOR PLAN 1. All dimensions are in imperial and metric, and measured from finish to finish excluding construction tolerances. 2. All materials, dimensions, and drawings are approximate only. 3. Information is subject to change without notice, at developer's absolute discretion. 4. Actual area may vary from the stated area. 5. Drawings not to scale. 6. All images used are for illustrative purposes only and do not represent the actual size, features, specifications, fittings, and furnishings. 7. The developer reserves the right to make revisions / alterations, at it's absolute discretion, without any liability whatsoever.



ADDRESS
RESIDENCES
ZABEEL

DIFC Views


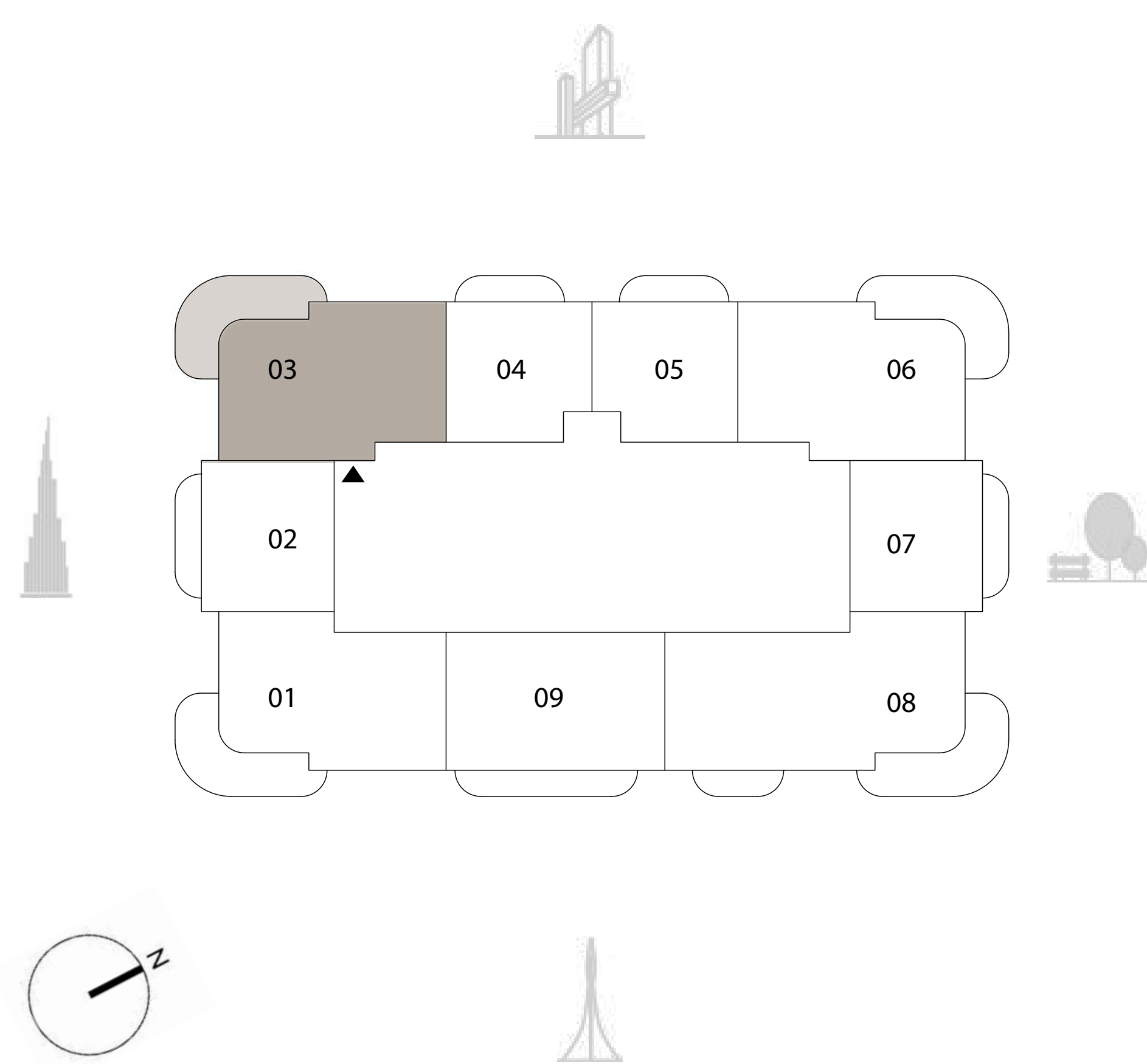
TOWER 3
2 BEDROOM

LEVELS 31 - 51 UNIT 03

SUITE AREA	1,114.17 SQ.FT.	103.51 SQ.M.
BALCONY AREA	293.21 SQ.FT.	27.24 SQ.M.
TOTAL AREA	1407.38 SQ.FT.	130.75 SQ.M.

KEY PLAN

KEY SECTION



FLOOR PLAN 1. All dimensions are in imperial and metric, and measured from finish to finish excluding construction tolerances. 2. All materials, dimensions, and drawings are approximate only. 3. Information is subject to change without notice, at developer's absolute discretion. 4. Actual area may vary from the stated area. 5. Drawings not to scale. 6. All images used are for illustrative purposes only and do not represent the actual size, features, specifications, fittings, and furnishings. 7. The developer reserves the right to make revisions / alterations, at it's absolute discretion, without any liability whatsoever.



ADDRESS
RESIDENCES
ZABEEL

DIFC Views


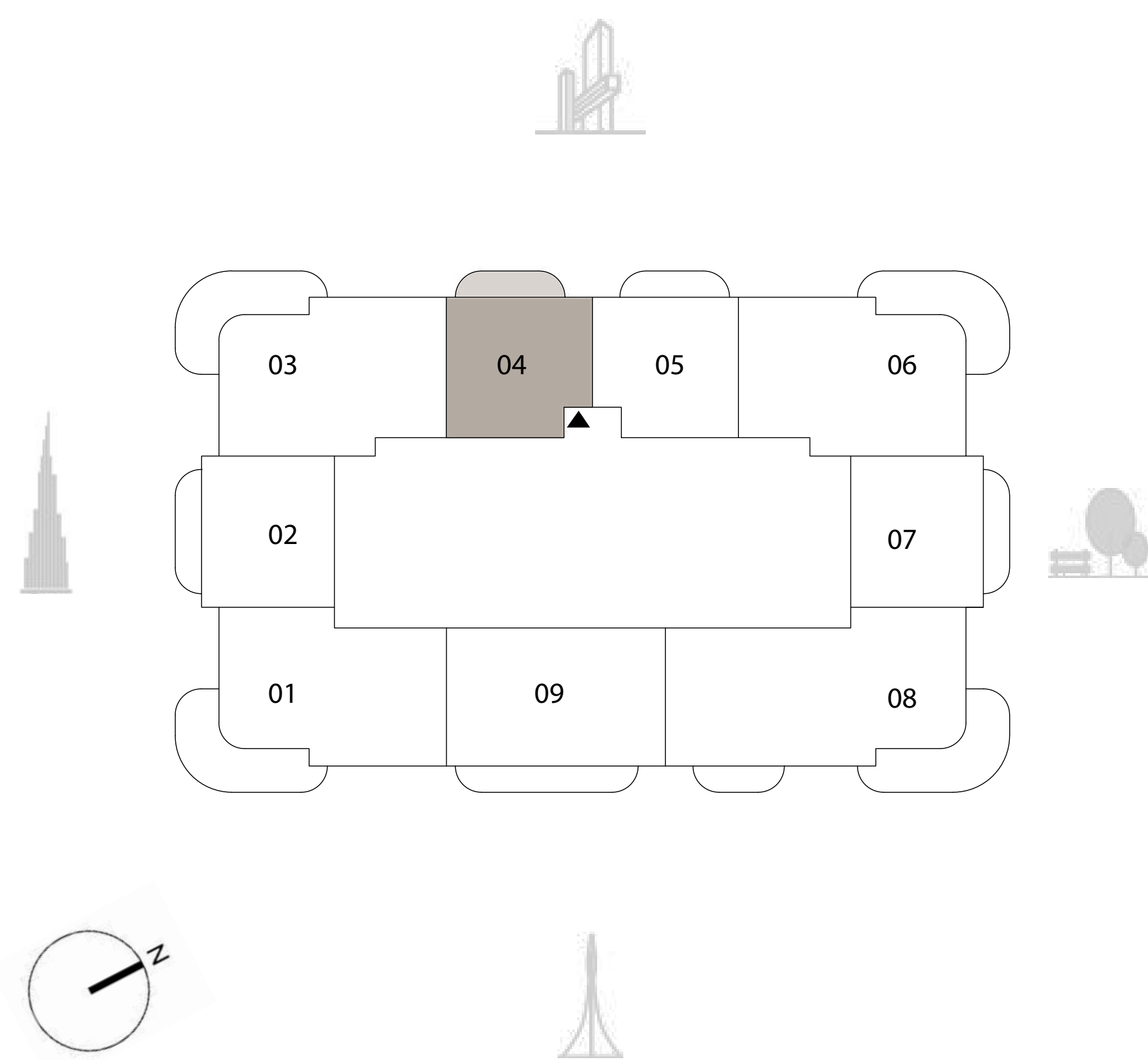
TOWER 3
1 BEDROOM

LEVELS 31 - 51 UNIT 04

SUITE AREA	641.53 SQ.FT.	59.60 SQ.M.
BALCONY AREA	94.83 SQ.FT.	8.81 SQ.M.
TOTAL AREA	736.36 SQ.FT.	68.41 SQ.M.

KEY PLAN

KEY SECTION



FLOOR PLAN 1. All dimensions are in imperial and metric, and measured from finish to finish excluding construction tolerances. 2. All materials, dimensions, and drawings are approximate only. 3. Information is subject to change without notice, at developer's absolute discretion. 4. Actual area may vary from the stated area. 5. Drawings not to scale. 6. All images used are for illustrative purposes only and do not represent the actual size, features, specifications, fittings, and furnishings. 7. The developer reserves the right to make revisions / alterations, at it's absolute discretion, without any liability whatsoever.



ADDRESS
RESIDENCES
ZABEEL

DIFC Views

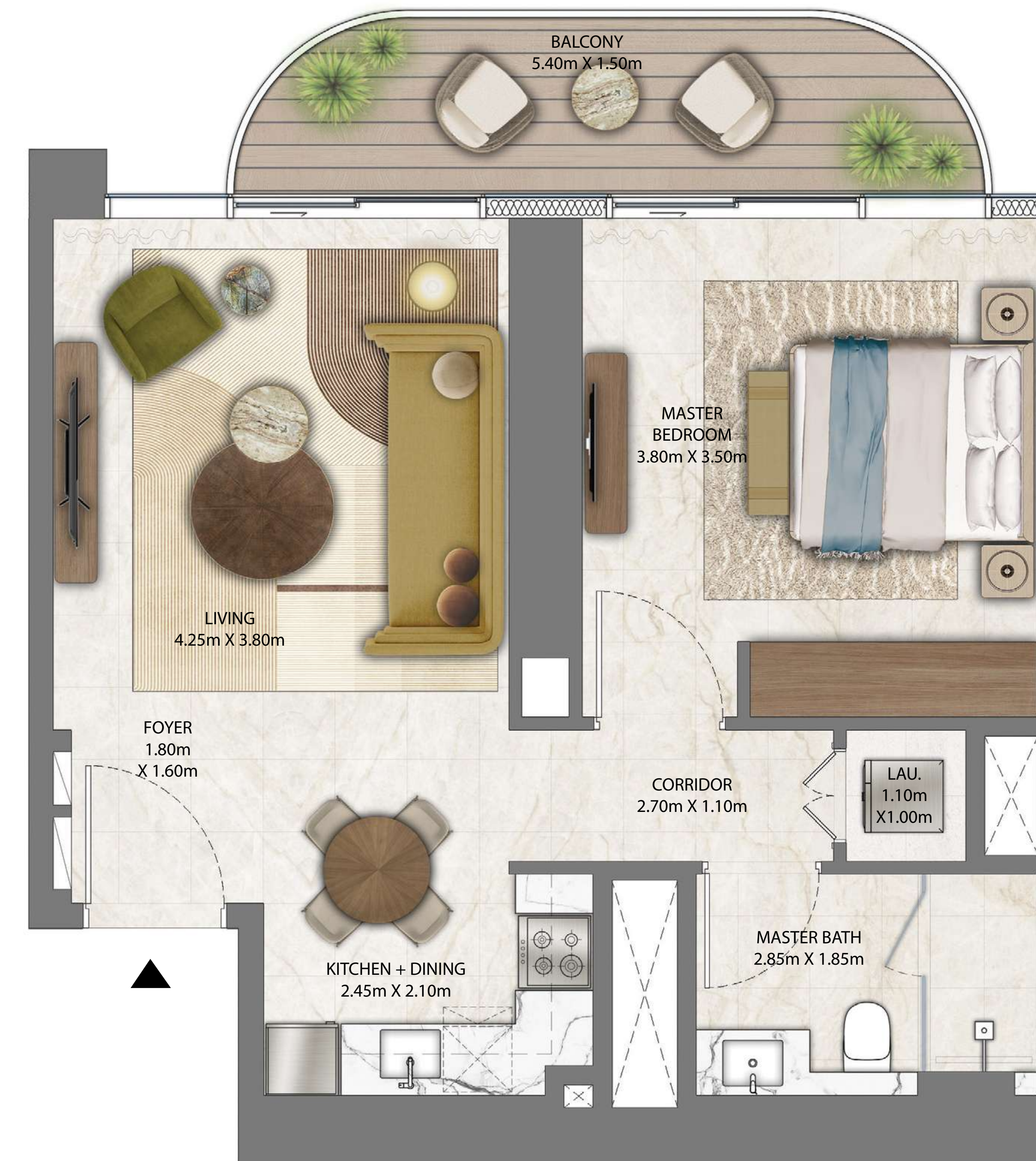

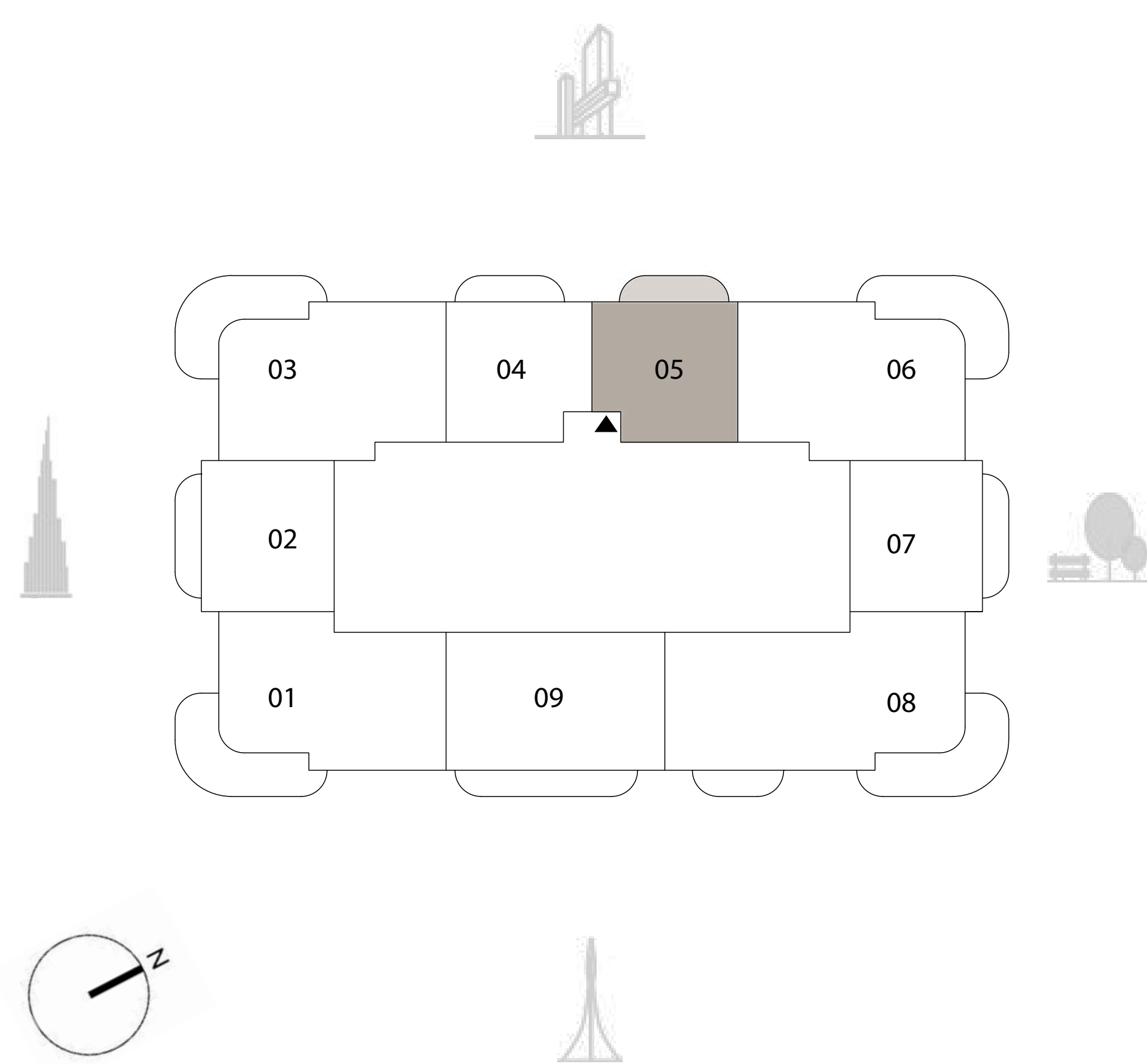
TOWER 3
1 BEDROOM

LEVELS 31 - 51 UNIT 05

SUITE AREA	641.53 SQ.FT.	59.60 SQ.M.
BALCONY AREA	94.83 SQ.FT.	8.81 SQ.M.
TOTAL AREA	736.36 SQ.FT.	68.41 SQ.M.

KEY PLAN

KEY SECTION



FLOOR PLAN 1. All dimensions are in imperial and metric, and measured from finish to finish excluding construction tolerances. 2. All materials, dimensions, and drawings are approximate only. 3. Information is subject to change without notice, at developer's absolute discretion. 4. Actual area may vary from the stated area. 5. Drawings not to scale. 6. All images used are for illustrative purposes only and do not represent the actual size, features, specifications, fittings, and furnishings. 7. The developer reserves the right to make revisions / alterations, at it's absolute discretion, without any liability whatsoever.



ADDRESS
RESIDENCES
ZABEEL

DIFC Views


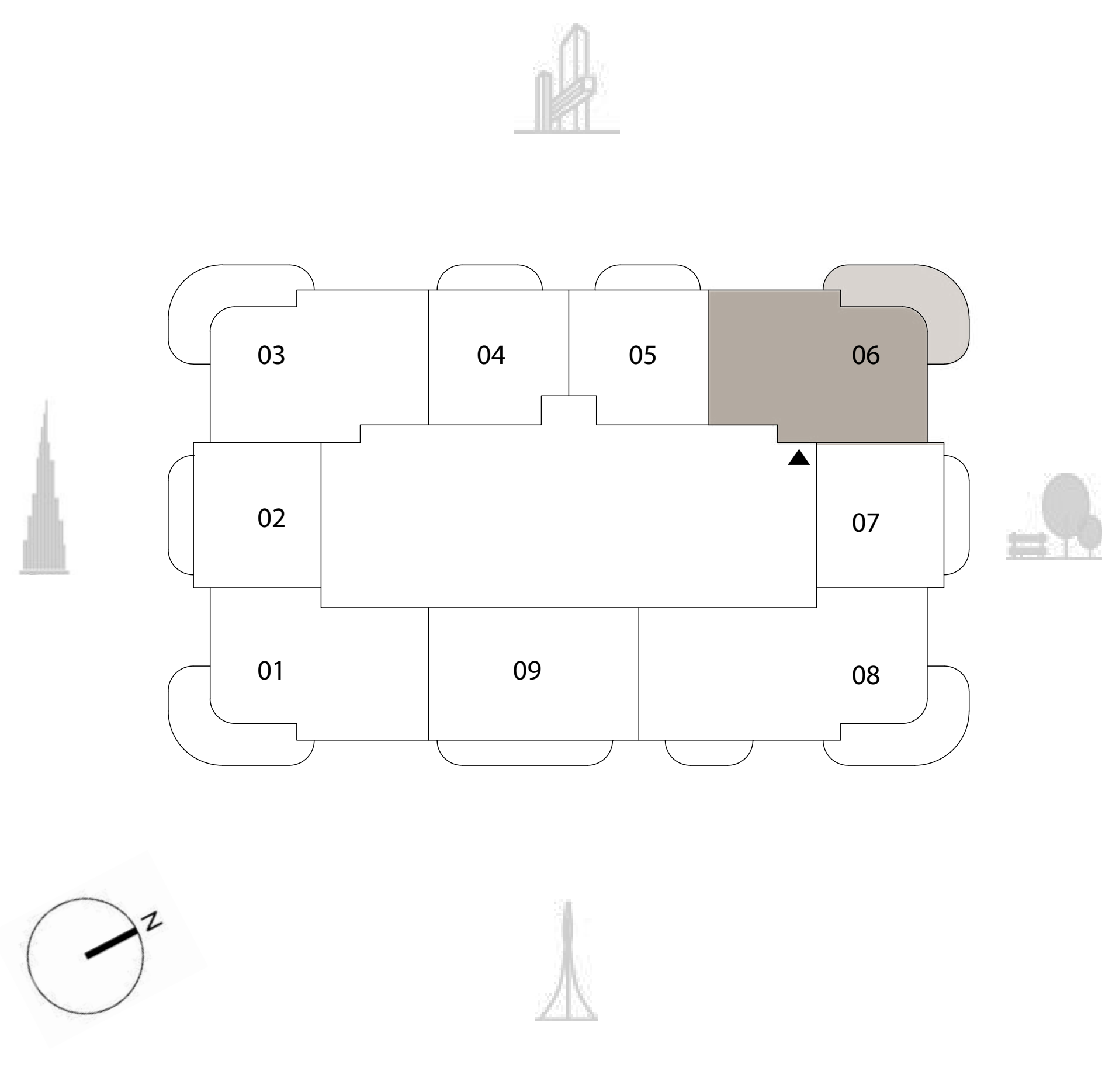
TOWER 3
2 BEDROOM

LEVELS 31 - 51 UNIT 06

SUITE AREA	1,113.31 SQ.FT.	103.43 SQ.M.
BALCONY AREA	293.21 SQ.FT.	27.24 SQ.M.
TOTAL AREA	1,406.52 SQ.FT.	130.67 SQ.M.

KEY PLAN

KEY SECTION



FLOOR PLAN 1. All dimensions are in imperial and metric, and measured from finish to finish excluding construction tolerances. 2. All materials, dimensions, and drawings are approximate only. 3. Information is subject to change without notice, at developer's absolute discretion. 4. Actual area may vary from the stated area. 5. Drawings not to scale. 6. All images used are for illustrative purposes only and do not represent the actual size, features, specifications, fittings, and furnishings. 7. The developer reserves the right to make revisions / alterations, at it's absolute discretion, without any liability whatsoever.



ADDRESS
RESIDENCES
ZABEEL

DIFC Views


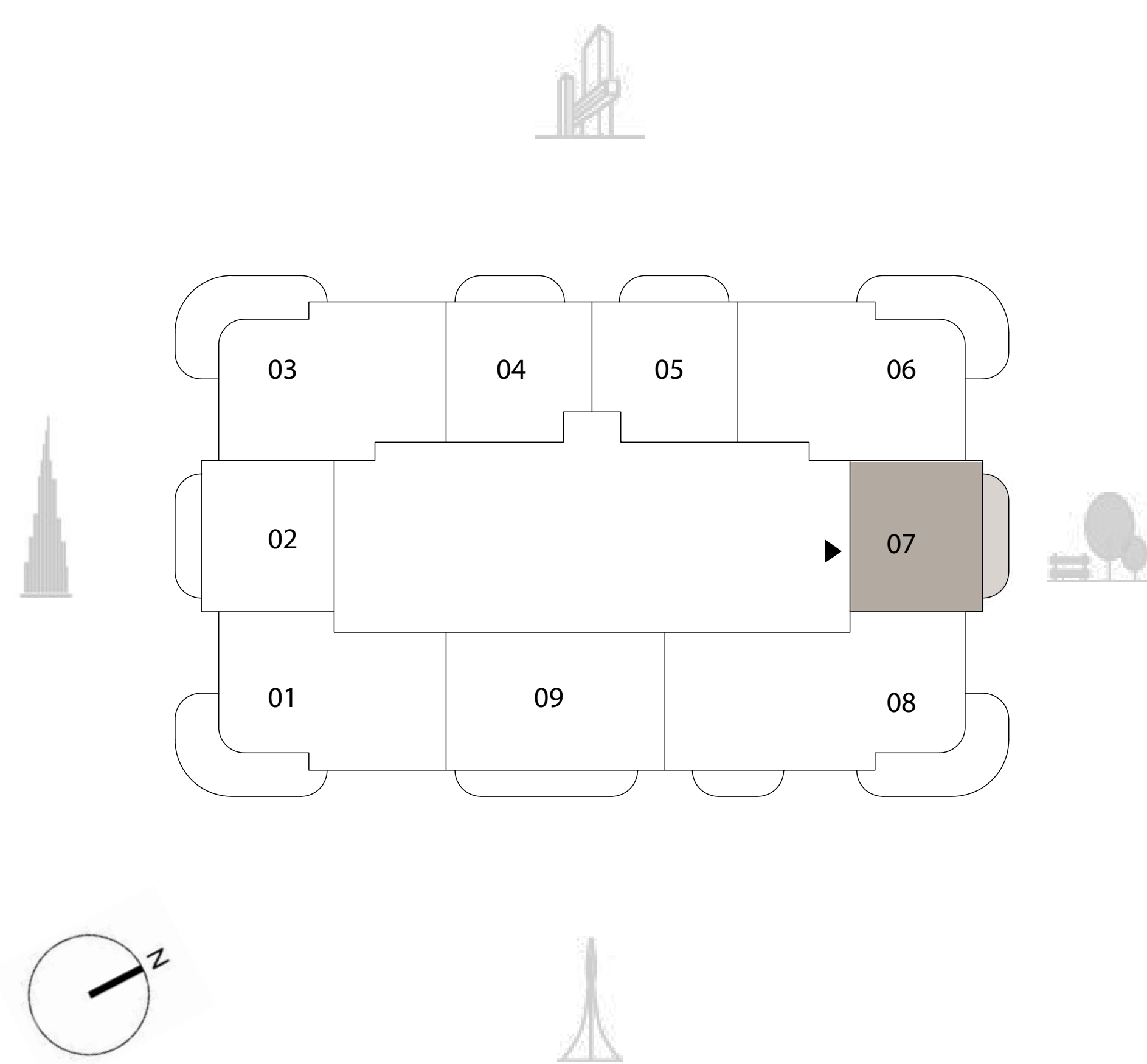
TOWER 3
1 BEDROOM

LEVELS 31 - 51 UNIT 07

SUITE AREA	664.56 SQ.FT.	61.74 SQ.M.
BALCONY AREA	108.50 SQ.FT.	10.08 SQ.M.
TOTAL AREA	773.06 SQ.FT.	71.82 SQ.M.

KEY PLAN

KEY SECTION



FLOOR PLAN 1. All dimensions are in imperial and metric, and measured from finish to finish excluding construction tolerances. 2. All materials, dimensions, and drawings are approximate only. 3. Information is subject to change without notice, at developer's absolute discretion. 4. Actual area may vary from the stated area. 5. Drawings not to scale. 6. All images used are for illustrative purposes only and do not represent the actual size, features, specifications, fittings, and furnishings. 7. The developer reserves the right to make revisions / alterations, at it's absolute discretion, without any liability whatsoever.

ADDRESS
RESIDENCES
ZABEEL

DIFC Views


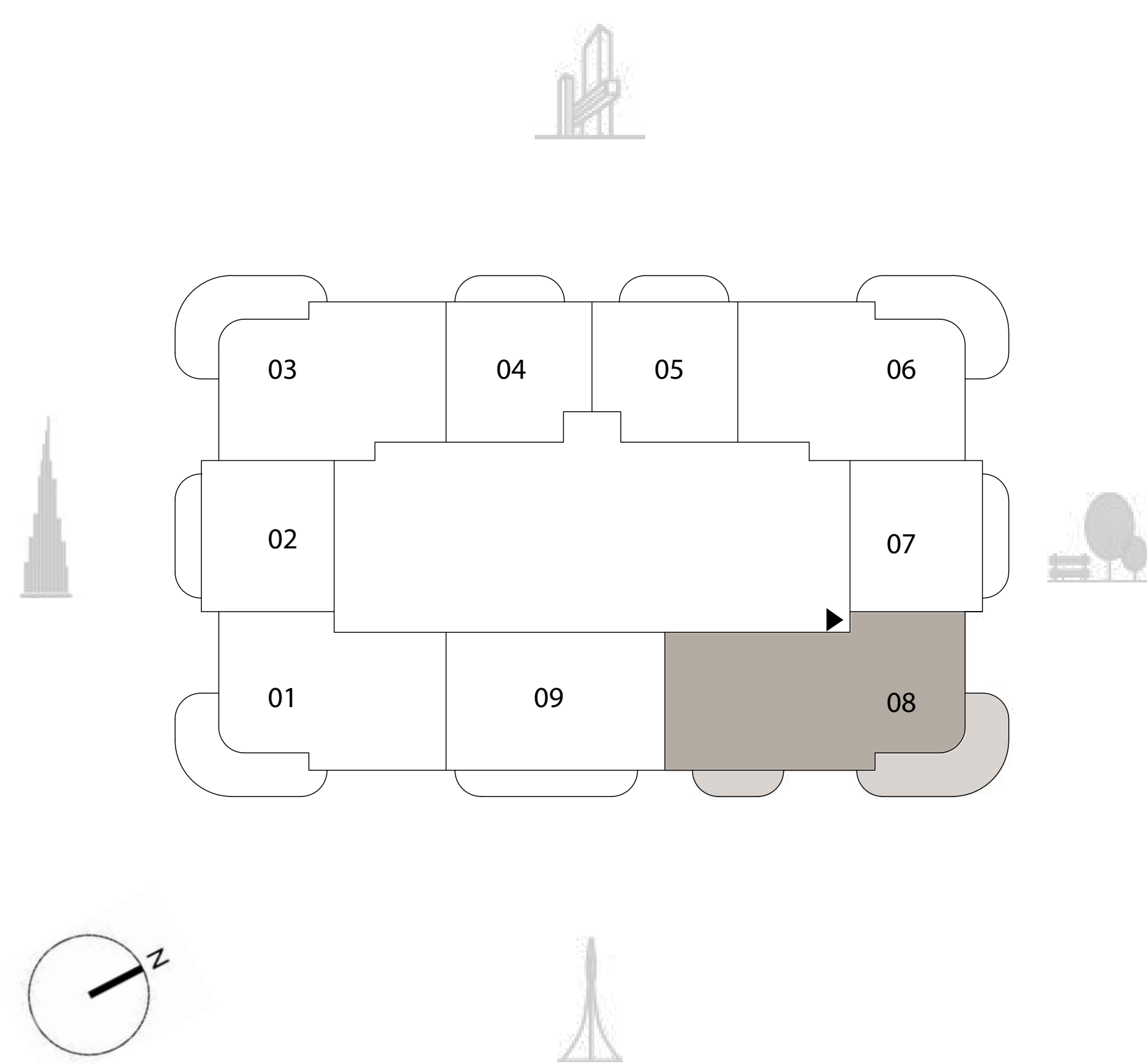
TOWER 3
3 BEDROOM

LEVELS 31 - 51 UNIT 08

SUITE AREA	1,451.30 SQ.FT.	134.83 SQ.M.
BALCONY AREA	370.92 SQ.FT.	34.46 SQ.M.
TOTAL AREA	1,822.22 SQ.FT.	169.29 SQ.M.

KEY PLAN

KEY SECTION



FLOOR PLAN 1. All dimensions are in imperial and metric, and measured from finish to finish excluding construction tolerances. 2. All materials, dimensions, and drawings are approximate only. 3. Information is subject to change without notice, at developer's absolute discretion. 4. Actual area may vary from the stated area. 5. Drawings not to scale. 6. All images used are for illustrative purposes only and do not represent the actual size, features, specifications, fittings, and furnishings. 7. The developer reserves the right to make revisions / alterations, at it's absolute discretion, without any liability whatsoever.



ADDRESS
RESIDENCES
ZABEEL

DIFC Views

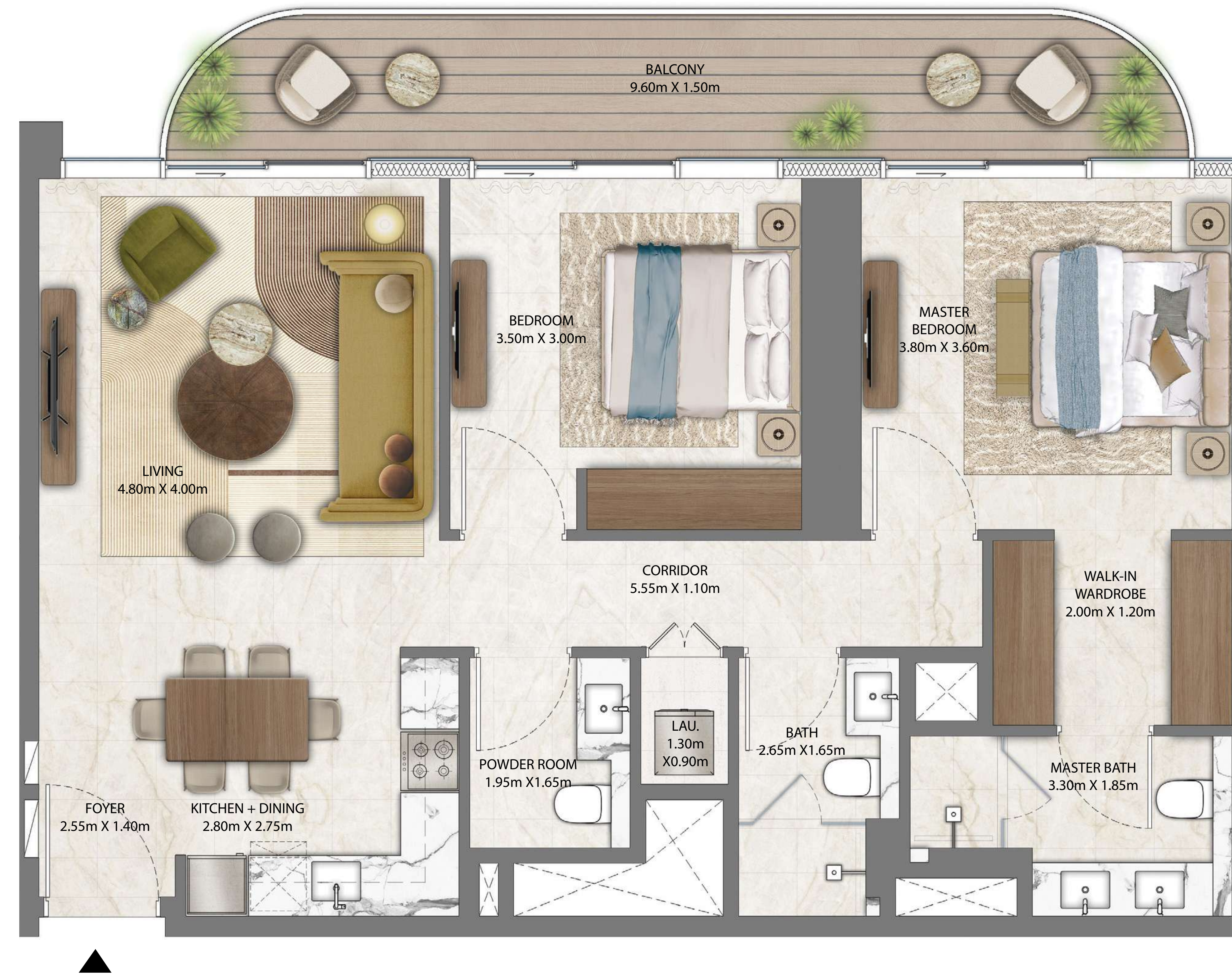

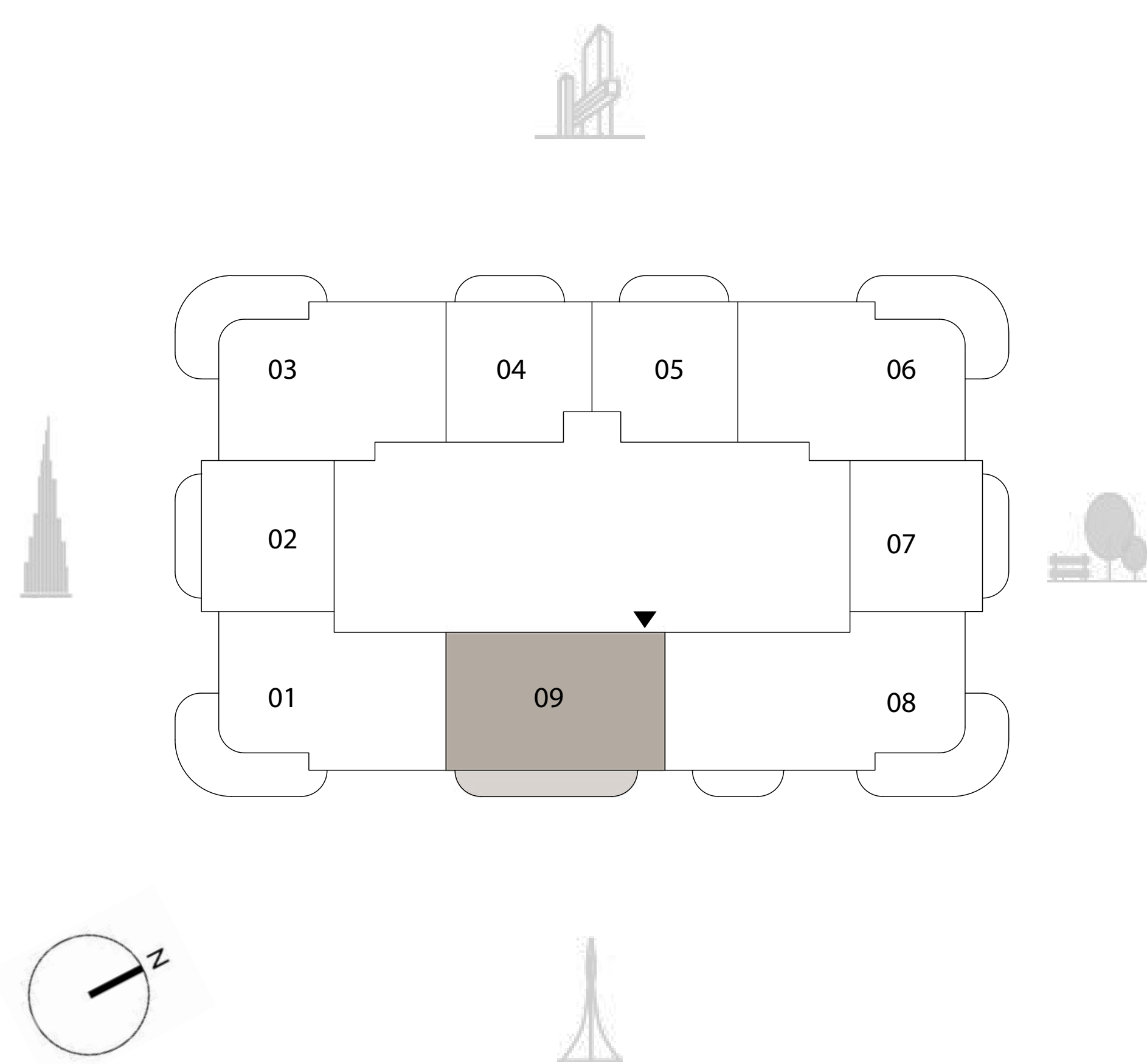
TOWER 3
2 BEDROOM

LEVELS 31 - 51 UNIT 09


SUITE AREA	1,003.63 SQ.FT.	93.24 SQ.M.
BALCONY AREA	164.47 SQ.FT.	15.28 SQ.M.
TOTAL AREA	1,168.10 SQ.FT.	108.52 SQ.M.

KEY PLAN

KEY SECTION



FLOOR PLAN 1. All dimensions are in imperial and metric, and measured from finish to finish excluding construction tolerances. 2. All materials, dimensions, and drawings are approximate only. 3. Information is subject to change without notice, at developer's absolute discretion. 4. Actual area may vary from the stated area. 5. Drawings not to scale. 6. All images used are for illustrative purposes only and do not represent the actual size, features, specifications, fittings, and furnishings. 7. The developer reserves the right to make revisions / alterations, at it's absolute discretion, without any liability whatsoever.



ADDRESS
RESIDENCES
ZABEEL

DIFC Views

Floor Plans – Tower 4



ADDRESS
RESIDENCES
ZABEEL

DIFC Views


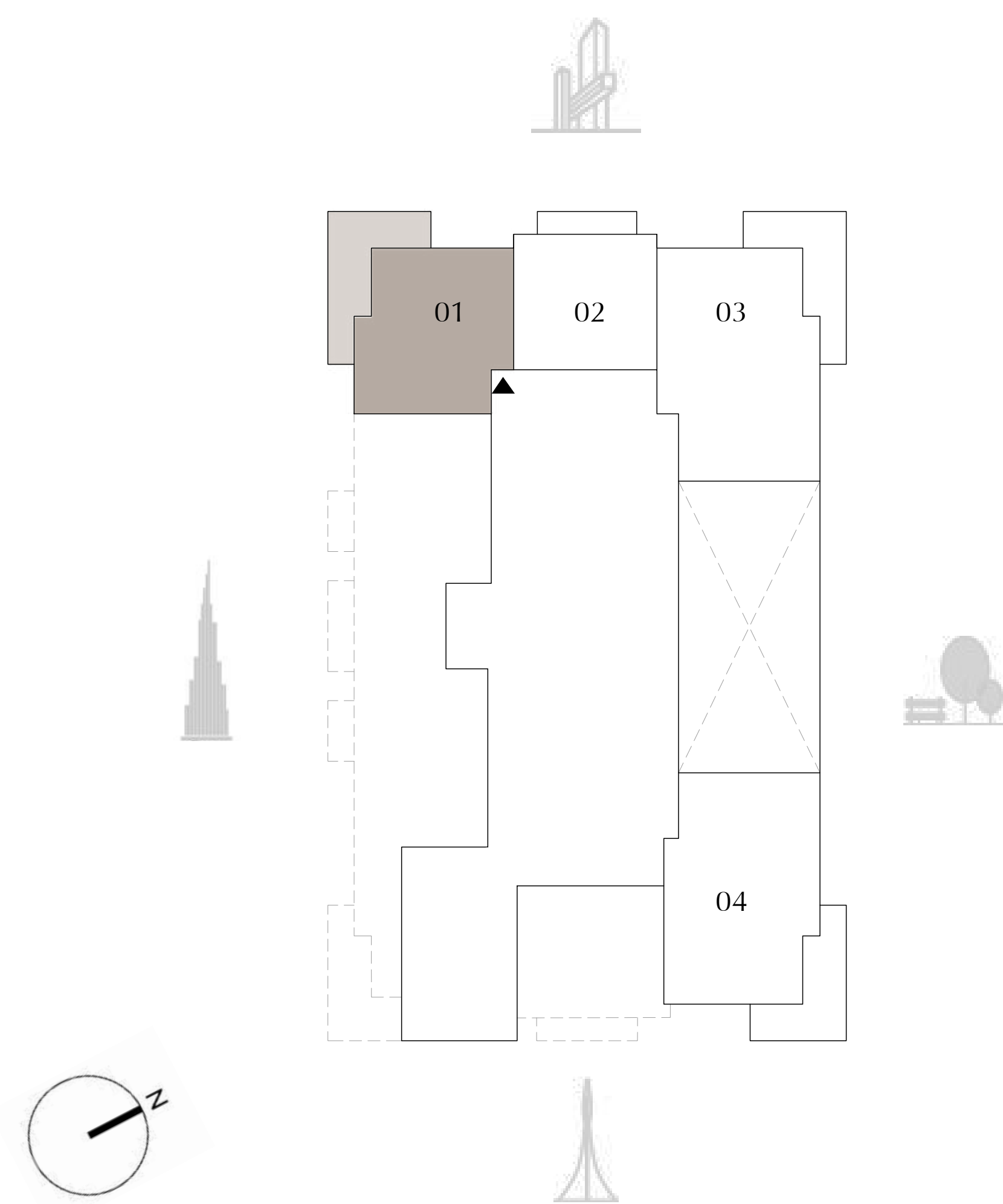
TOWER 4
1 BEDROOM

PODIUM LEVEL 1 UNIT 01

SUITE AREA	774.14 SQ.FT.	71.92 SQ.M.
BALCONY AREA	320.33 SQ.FT.	29.76 SQ.M.
TOTAL AREA	1,094.47 SQ.FT.	101.68 SQ.M.

KEY PLAN

KEY SECTION



FLOOR PLAN 1. All dimensions are in imperial and metric, and measured from finish to finish excluding construction tolerances. 2. All materials, dimensions, and drawings are approximate only. 3. Information is subject to change without notice, at developer's absolute discretion. 4. Actual area may vary from the stated area. 5. Drawings not to scale. 6. All images used are for illustrative purposes only and do not represent the actual size, features, specifications, fittings, and furnishings. 7. The developer reserves the right to make revisions / alterations, at it's absolute discretion, without any liability whatsoever.



ADDRESS
RESIDENCES
ZABELL

DIFC Views

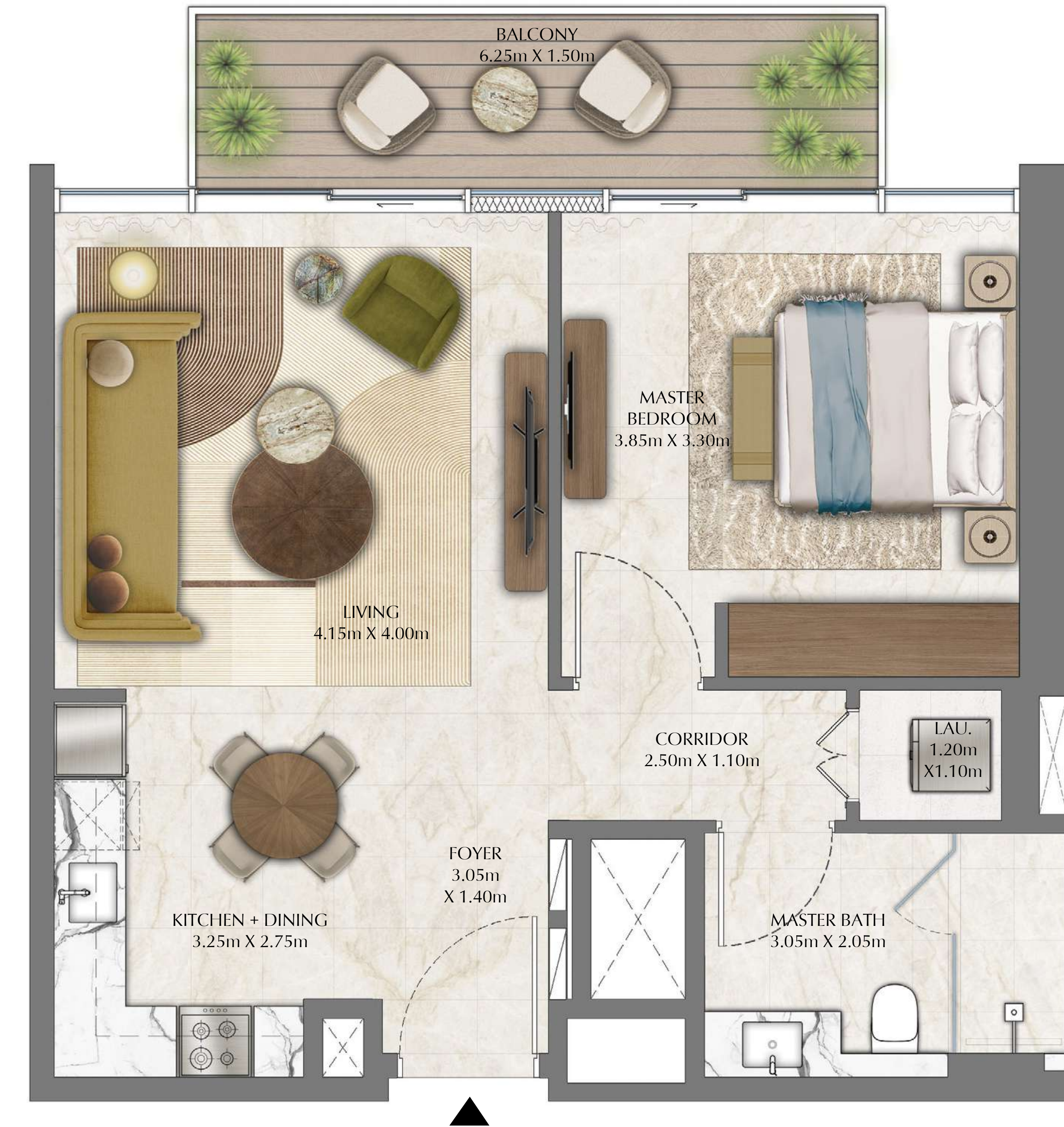

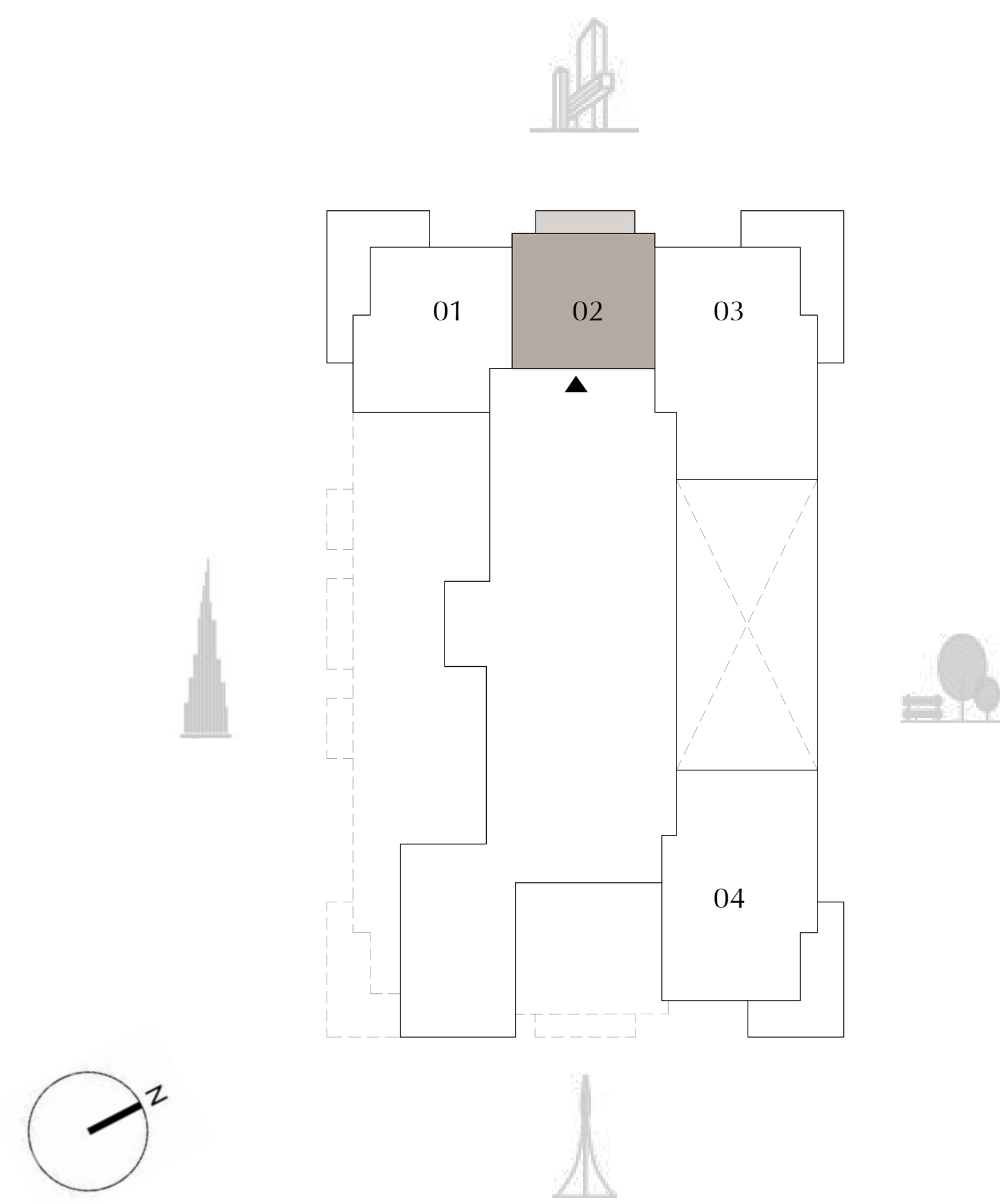
TOWER 4
1 BEDROOM

PODIUM LEVEL 1 UNIT 02

SUITE AREA	669.41 SQ.FT.	62.19 SQ.M.
BALCONY AREA	94.40 SQ.FT.	8.77 SQ.M.
TOTAL AREA	763.81 SQ.FT.	70.96 SQ.M.

KEY PLAN

KEY SECTION



FLOOR PLAN 1. All dimensions are in imperial and metric, and measured from finish to finish excluding construction tolerances. 2. All materials, dimensions, and drawings are approximate only. 3. Information is subject to change without notice, at developer's absolute discretion. 4. Actual area may vary from the stated area. 5. Drawings not to scale. 6. All images used are for illustrative purposes only and do not represent the actual size, features, specifications, fittings, and furnishings. 7. The developer reserves the right to make revisions / alterations, at it's absolute discretion, without any liability whatsoever.



ADDRESS
RESIDENCES
ZABEEL

DIFC Views


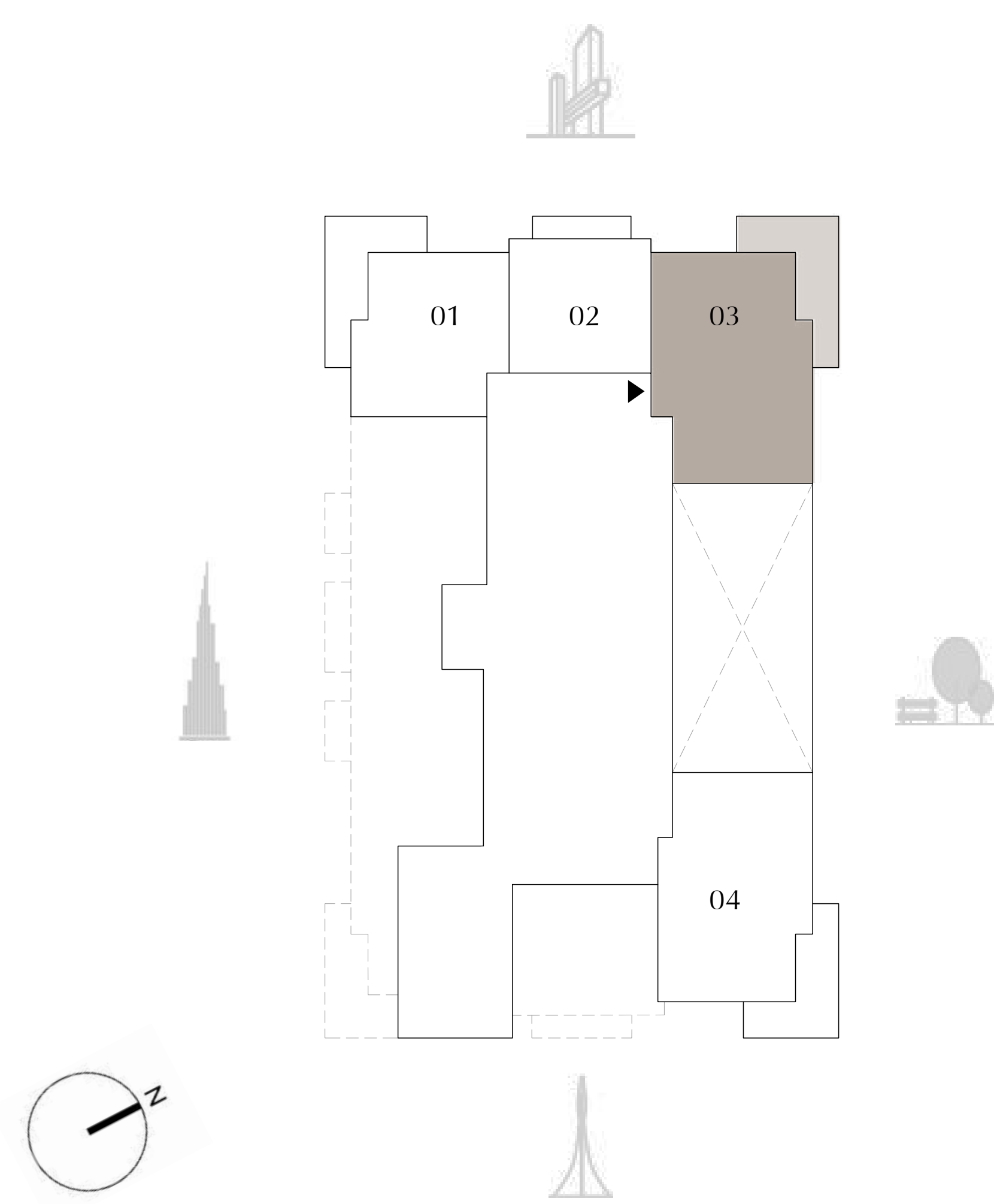
TOWER 4
2 BEDROOM

PODIUM LEVEL 1 UNIT 03

SUITE AREA	1,140.76 SQ.FT.	105.98 SQ.M.
BALCONY AREA	320.33 SQ.FT.	29.76 SQ.M.
TOTAL AREA	1,461.09 SQ.FT.	135.74 SQ.M.

KEY PLAN

KEY SECTION



FLOOR PLAN 1. All dimensions are in imperial and metric, and measured from finish to finish excluding construction tolerances. 2. All materials, dimensions, and drawings are approximate only. 3. Information is subject to change without notice, at developer's absolute discretion. 4. Actual area may vary from the stated area. 5. Drawings not to scale. 6. All images used are for illustrative purposes only and do not represent the actual size, features, specifications, fittings, and furnishings. 7. The developer reserves the right to make revisions / alterations, at it's absolute discretion, without any liability whatsoever.



ADDRESS
RESIDENCES
ZABEEL

DIFC Views


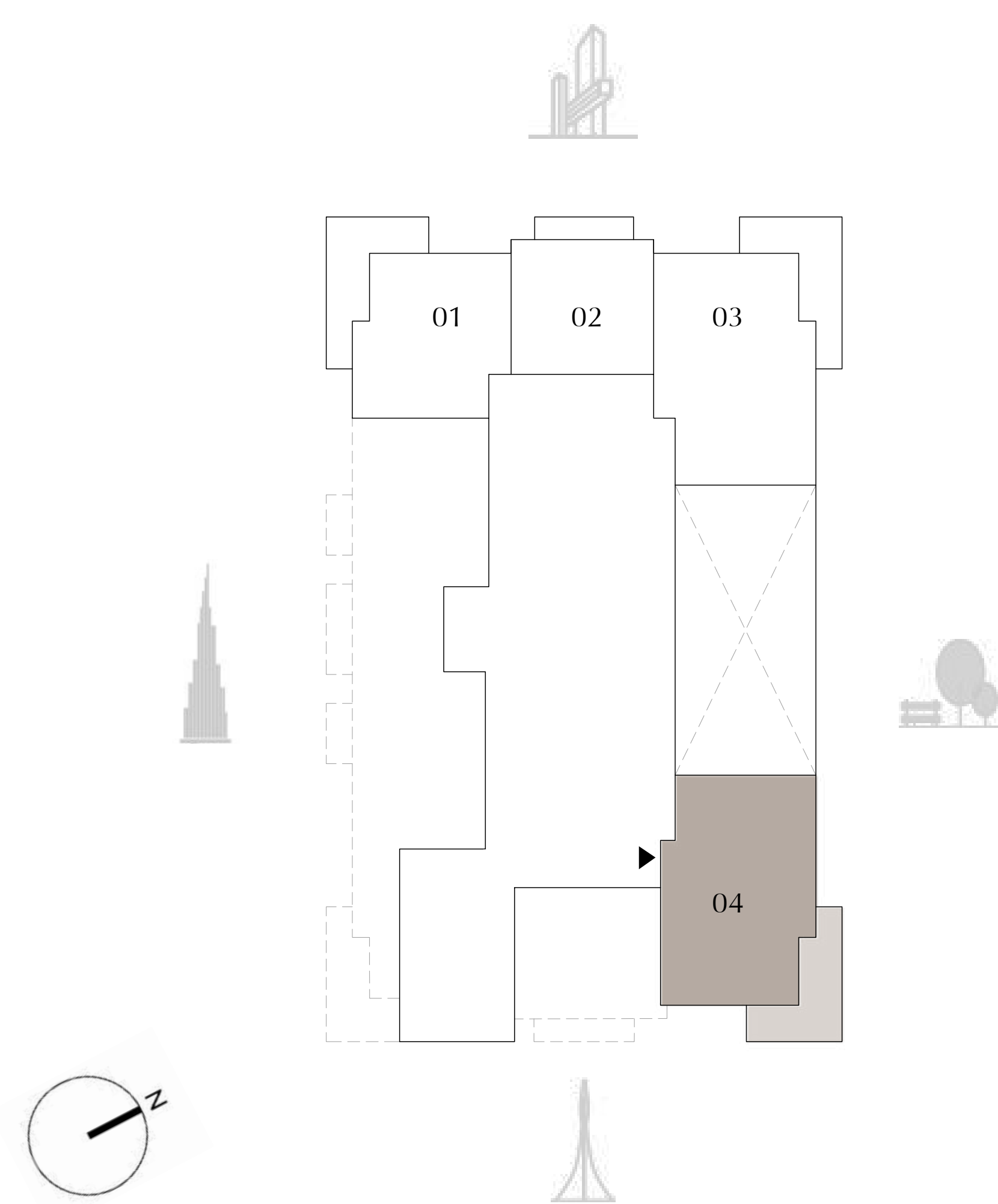
TOWER 4
2 BEDROOM

PODIUM LEVEL 1 UNIT 04

SUITE AREA	1,140.87 SQ.FT.	105.99 SQ.M.
BALCONY AREA	297.41 SQ.FT.	27.63 SQ.M.
TOTAL AREA	1,438.28 SQ.FT.	133.62 SQ.M.

KEY PLAN

KEY SECTION



FLOOR PLAN 1. All dimensions are in imperial and metric, and measured from finish to finish excluding construction tolerances. 2. All materials, dimensions, and drawings are approximate only. 3. Information is subject to change without notice, at developer's absolute discretion. 4. Actual area may vary from the stated area. 5. Drawings not to scale. 6. All images used are for illustrative purposes only and do not represent the actual size, features, specifications, fittings, and furnishings. 7. The developer reserves the right to make revisions / alterations, at it's absolute discretion, without any liability whatsoever.



**ADDRESS
RESIDENCES
ZABEEL**

DIFC Views


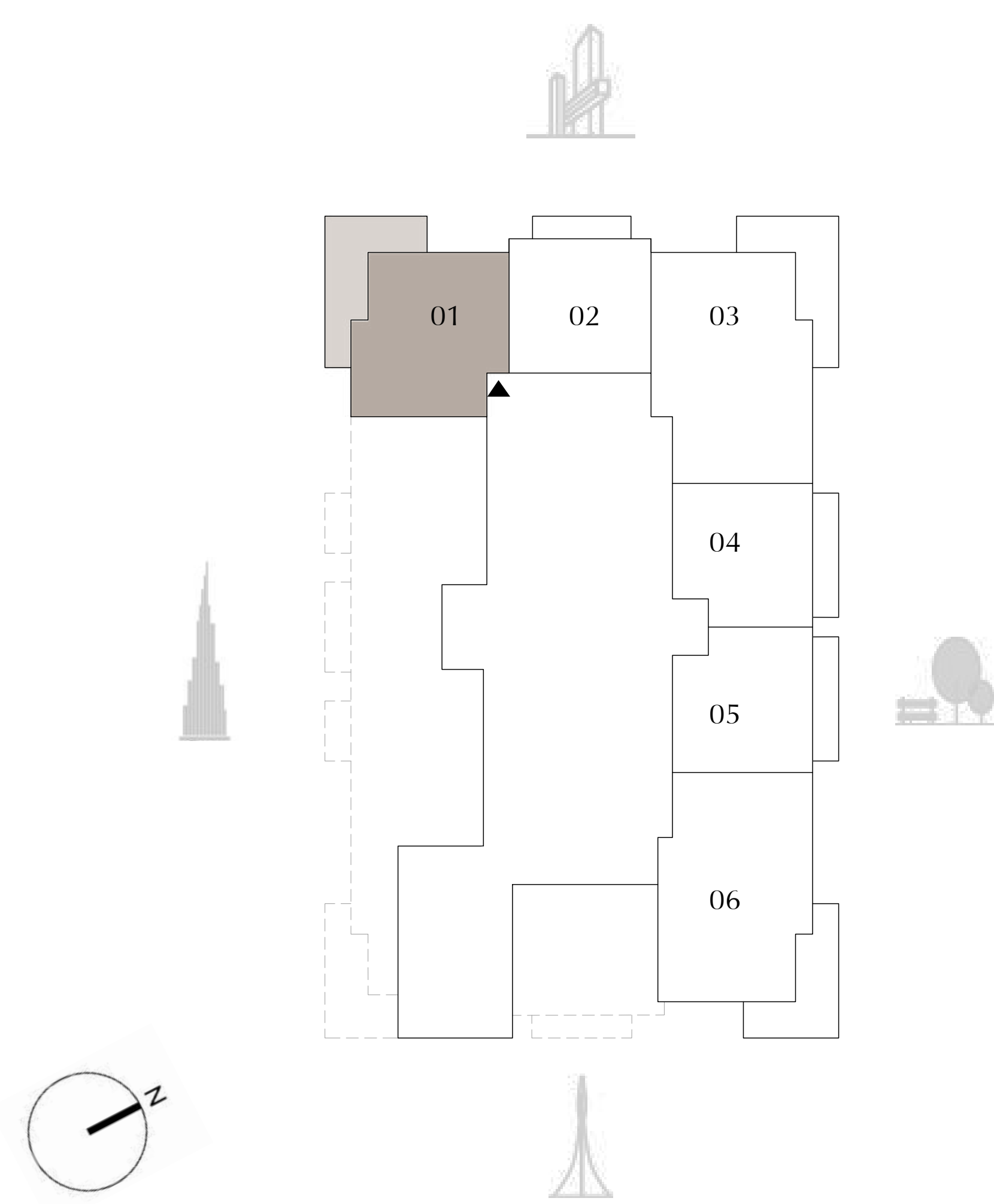
**TOWER 4
1 BEDROOM**

PODIUM LEVEL 2 UNIT 01

SUITE AREA	774.14 SQ.FT.	71.92 SQ.M.
BALCONY AREA	320.33 SQ.FT.	29.76 SQ.M.
TOTAL AREA	1,094.47 SQ.FT.	101.68 SQ.M.

KEY PLAN

KEY SECTION



FLOOR PLAN 1. All dimensions are in imperial and metric, and measured from finish to finish excluding construction tolerances. 2. All materials, dimensions, and drawings are approximate only. 3. Information is subject to change without notice, at developer's absolute discretion. 4. Actual area may vary from the stated area. 5. Drawings not to scale. 6. All images used are for illustrative purposes only and do not represent the actual size, features, specifications, fittings, and furnishings. 7. The developer reserves the right to make revisions / alterations, at it's absolute discretion, without any liability whatsoever.



ADDRESS
RESIDENCES
ZABEEL

DIFC Views

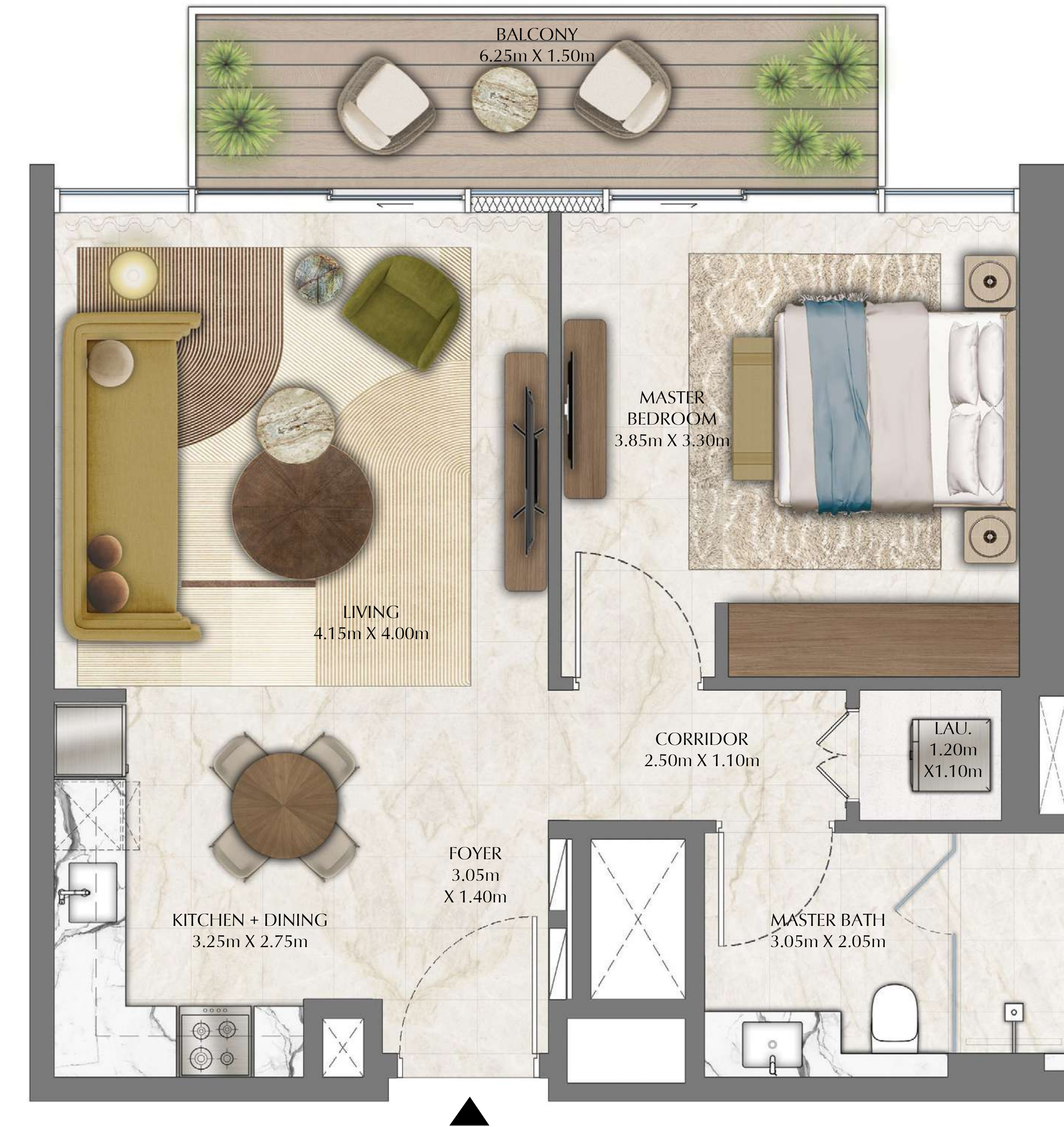

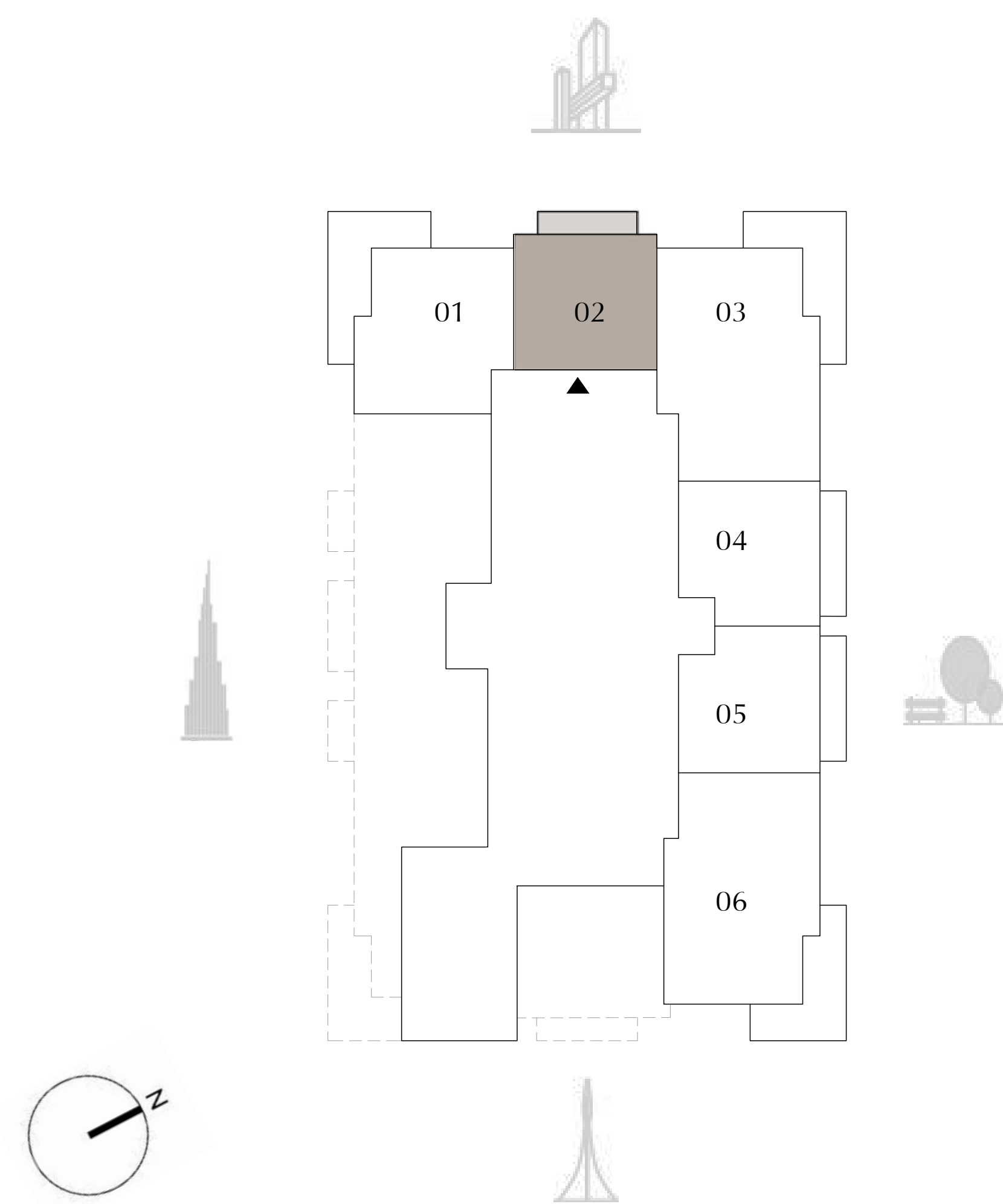
TOWER 4
1 BEDROOM

PODIUM LEVEL 2 UNIT 02

SUITE AREA	669.41 SQ.FT.	62.19 SQ.M.
BALCONY AREA	94.40 SQ.FT.	8.77 SQ.M.
TOTAL AREA	763.81 SQ.FT.	70.96 SQ.M.

KEY PLAN

KEY SECTION



FLOOR PLAN 1. All dimensions are in imperial and metric, and measured from finish to finish excluding construction tolerances. 2. All materials, dimensions, and drawings are approximate only. 3. Information is subject to change without notice, at developer's absolute discretion. 4. Actual area may vary from the stated area. 5. Drawings not to scale. 6. All images used are for illustrative purposes only and do not represent the actual size, features, specifications, fittings, and furnishings. 7. The developer reserves the right to make revisions / alterations, at it's absolute discretion, without any liability whatsoever.



ADDRESS
RESIDENCES
ZABEEL

DIFC Views


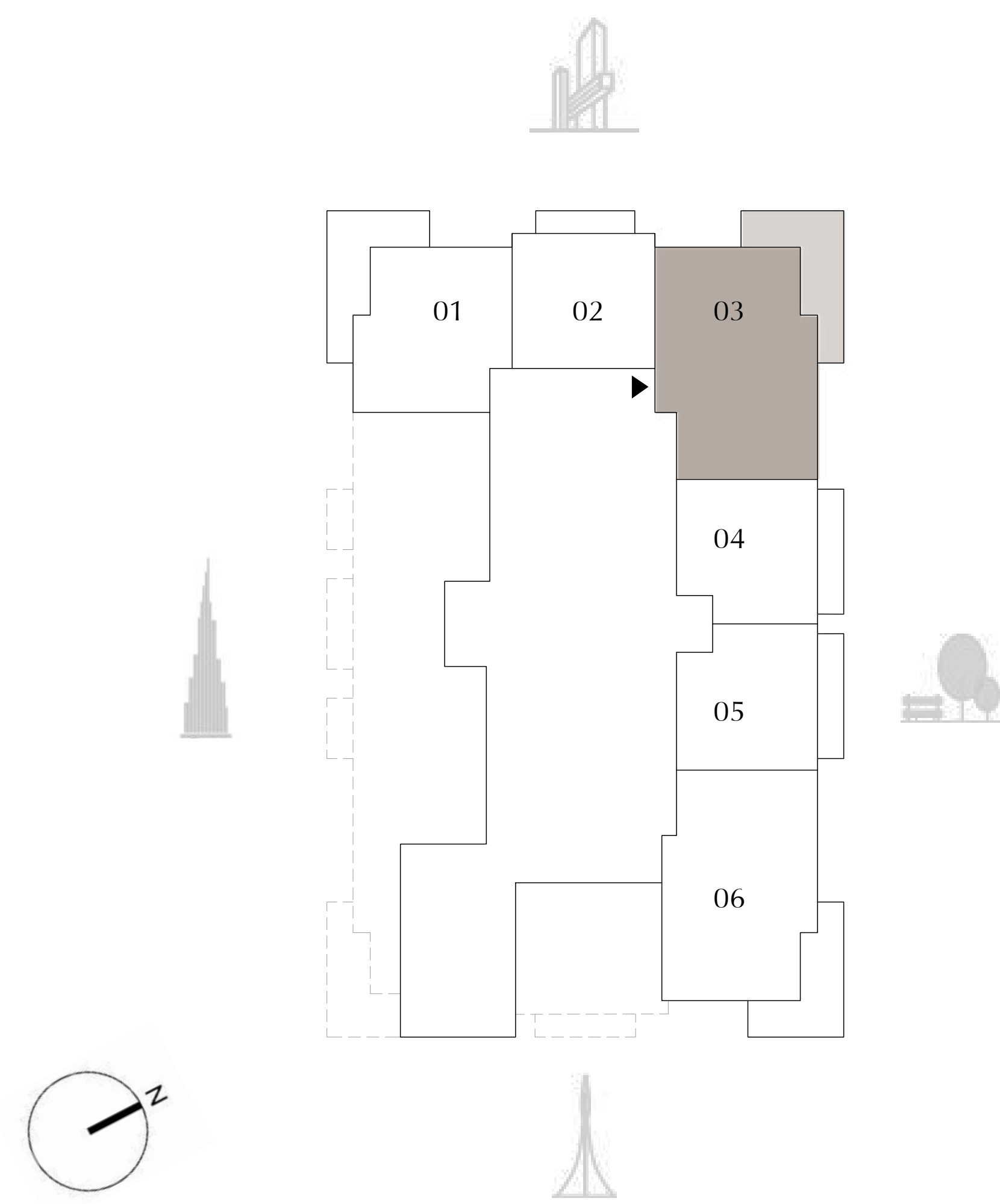
TOWER 4
2 BEDROOM

PODIUM LEVEL 2 UNIT 03

SUITE AREA	1,140.76 SQ.FT.	105.98 SQ.M.
BALCONY AREA	320.33 SQ.FT.	29.76 SQ.M.
TOTAL AREA	1,461.09 SQ.FT.	135.74 SQ.M.

KEY PLAN

KEY SECTION



FLOOR PLAN 1. All dimensions are in imperial and metric, and measured from finish to finish excluding construction tolerances. 2. All materials, dimensions, and drawings are approximate only. 3. Information is subject to change without notice, at developer's absolute discretion. 4. Actual area may vary from the stated area. 5. Drawings not to scale. 6. All images used are for illustrative purposes only and do not represent the actual size, features, specifications, fittings, and furnishings. 7. The developer reserves the right to make revisions / alterations, at it's absolute discretion, without any liability whatsoever.



ADDRESS
RESIDENCES
ZABEEL

DIFC Views


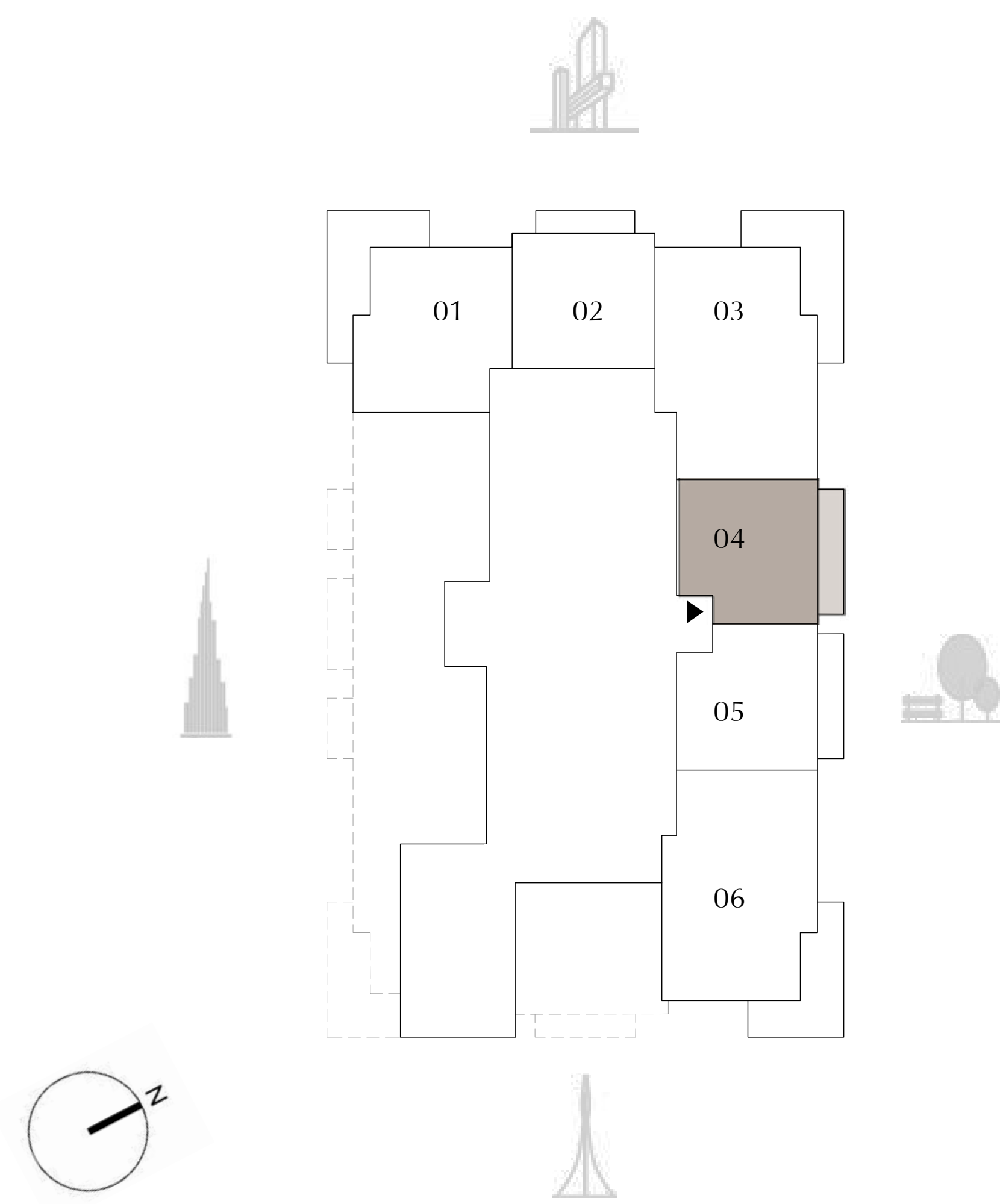
TOWER 4
1 BEDROOM

PODIUM LEVEL 2 UNIT 04

SUITE AREA	645.73 SQ.FT.	59.99 SQ.M.
BALCONY AREA	118.94 SQ.FT.	11.05 SQ.M.
TOTAL AREA	764.67 SQ.FT.	71.04 SQ.M.

KEY PLAN

KEY SECTION



FLOOR PLAN 1. All dimensions are in imperial and metric, and measured from finish to finish excluding construction tolerances. 2. All materials, dimensions, and drawings are approximate only. 3. Information is subject to change without notice, at developer's absolute discretion. 4. Actual area may vary from the stated area. 5. Drawings not to scale. 6. All images used are for illustrative purposes only and do not represent the actual size, features, specifications, fittings, and furnishings. 7. The developer reserves the right to make revisions / alterations, at it's absolute discretion, without any liability whatsoever.



ADDRESS
RESIDENCES
ZABEEL

DIFC Views

TOWER 4
1 BEDROOM

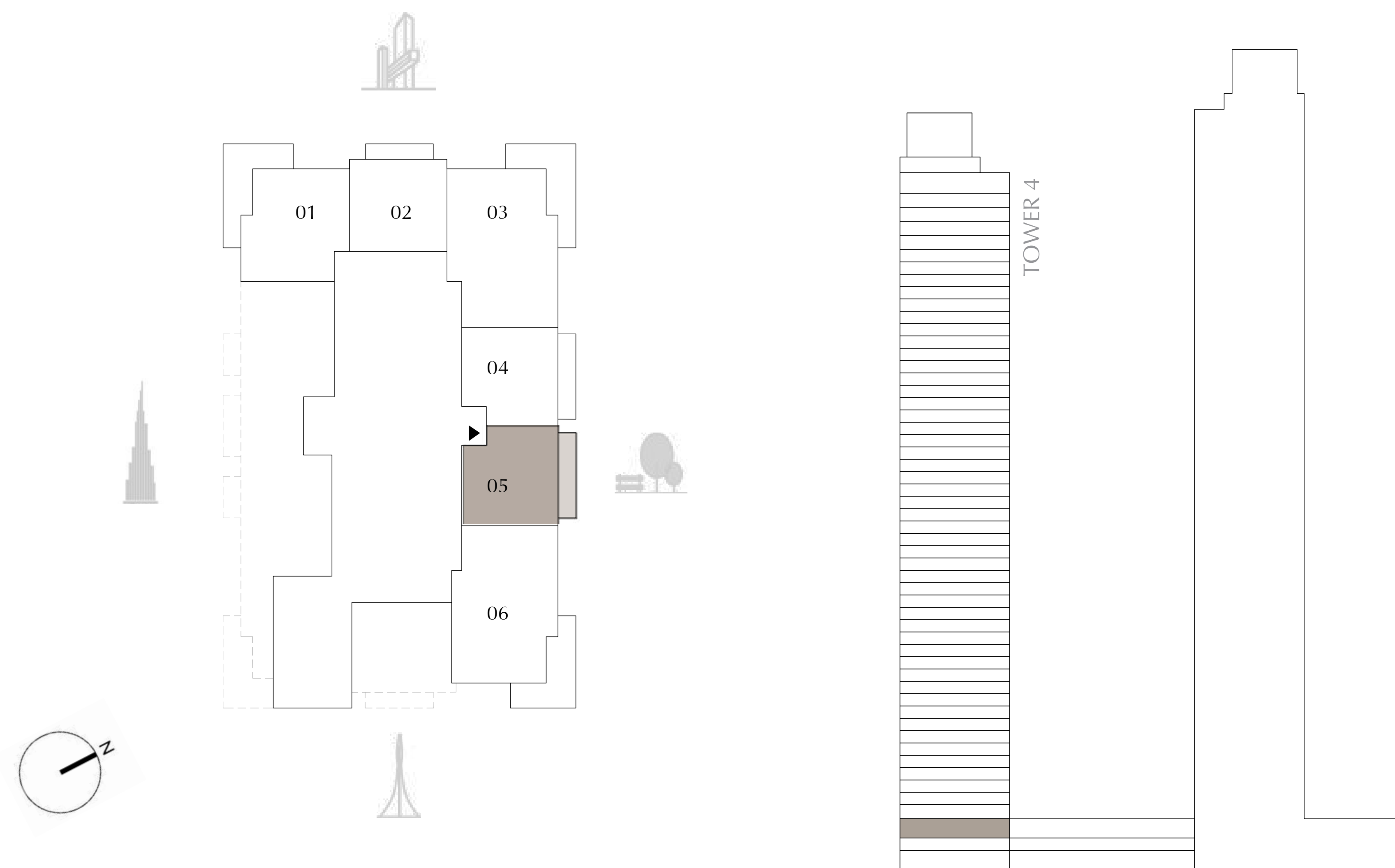
PODIUM LEVEL 2 UNIT 05

SUITE AREA	645.83 SQ.FT.	60.00 SQ.M.
BALCONY AREA	118.94 SQ.FT.	11.05 SQ.M.
TOTAL AREA	764.77 SQ.FT.	71.05 SQ.M.



KEY PLAN

KEY SECTION



FLOOR PLAN 1. All dimensions are in imperial and metric, and measured from finish to finish excluding construction tolerances. 2. All materials, dimensions, and drawings are approximate only. 3. Information is subject to change without notice, at developer's absolute discretion. 4. Actual area may vary from the stated area. 5. Drawings not to scale. 6. All images used are for illustrative purposes only and do not represent the actual size, features, specifications, fittings, and furnishings. 7. The developer reserves the right to make revisions / alterations, at it's absolute discretion, without any liability whatsoever.



ADDRESS
RESIDENCES
ZABEEL

DIFC Views


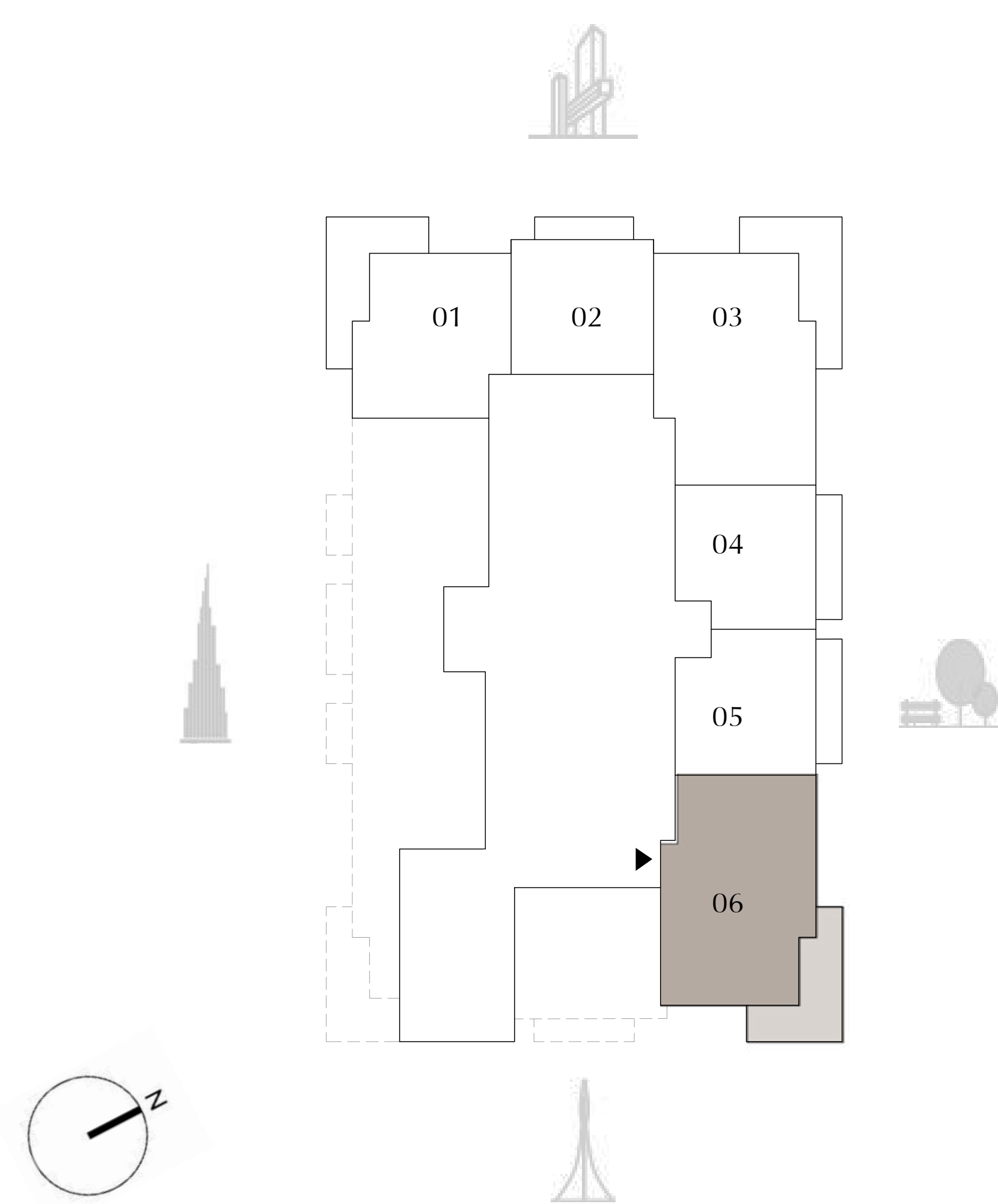
TOWER 4
2 BEDROOM

PODIUM LEVEL 2 UNIT 06

SUITE AREA	1,140.87 SQ.FT.	105.99 SQ.M.
BALCONY AREA	303.76 SQ.FT.	28.22 SQ.M.
TOTAL AREA	1,444.63 SQ.FT.	134.21 SQ.M.

KEY PLAN

KEY SECTION



FLOOR PLAN 1. All dimensions are in imperial and metric, and measured from finish to finish excluding construction tolerances. 2. All materials, dimensions, and drawings are approximate only. 3. Information is subject to change without notice, at developer's absolute discretion. 4. Actual area may vary from the stated area. 5. Drawings not to scale. 6. All images used are for illustrative purposes only and do not represent the actual size, features, specifications, fittings, and furnishings. 7. The developer reserves the right to make revisions / alterations, at it's absolute discretion, without any liability whatsoever.

▲
ADDRESS
RESIDENCES
ZABEEL

DIFC Views


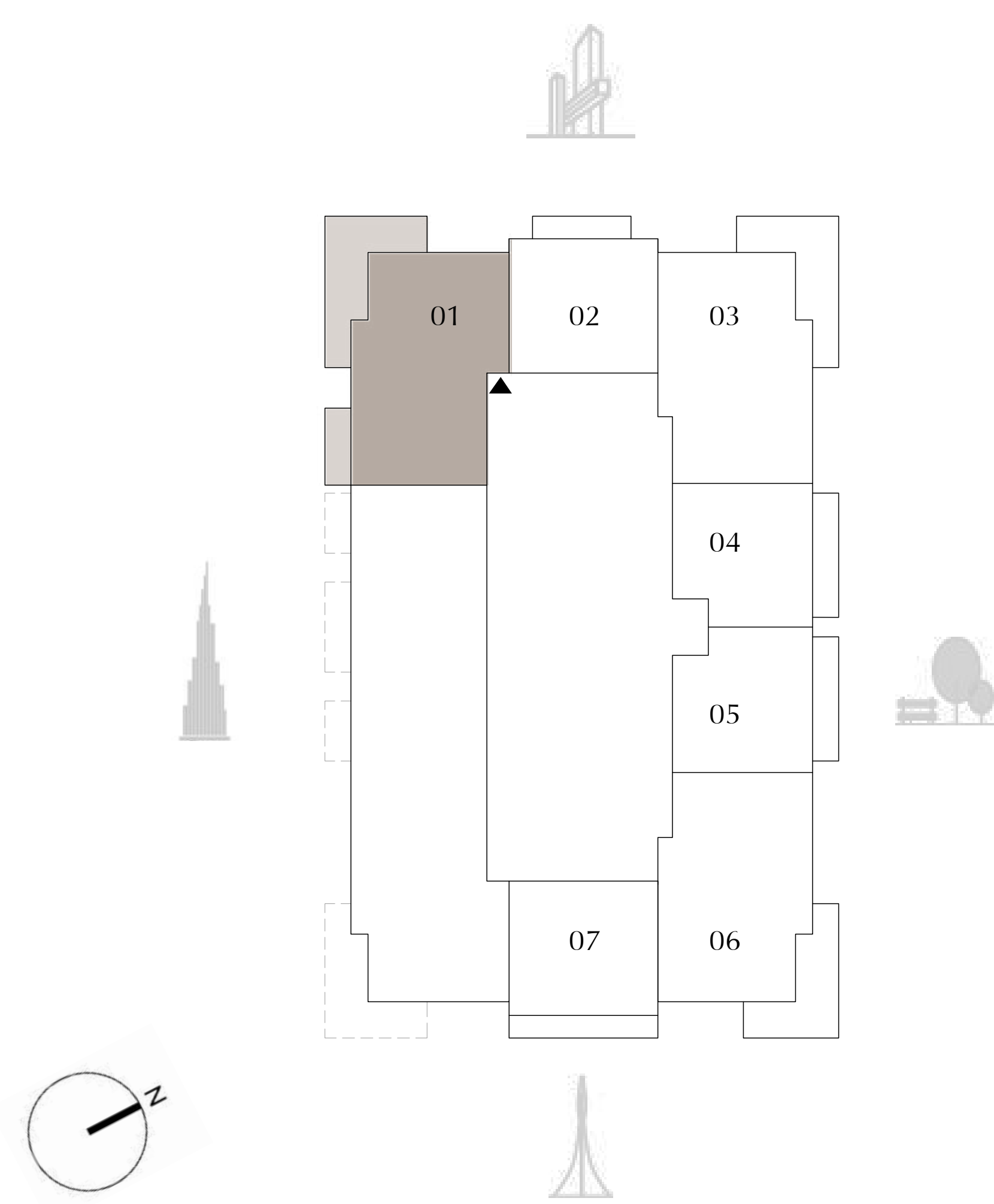
TOWER 4
2 BEDROOM

PODIUM LEVEL 3 UNIT 01

SUITE AREA	1,119.98 SQ.FT.	104.05 SQ.M.
BALCONY AREA	394.60 SQ.FT.	36.66 SQ.M.
TOTAL AREA	1,514.58 SQ.FT.	140.71 SQ.M.

KEY PLAN

KEY SECTION



FLOOR PLAN 1. All dimensions are in imperial and metric, and measured from finish to finish excluding construction tolerances. 2. All materials, dimensions, and drawings are approximate only. 3. Information is subject to change without notice, at developer's absolute discretion. 4. Actual area may vary from the stated area. 5. Drawings not to scale. 6. All images used are for illustrative purposes only and do not represent the actual size, features, specifications, fittings, and furnishings. 7. The developer reserves the right to make revisions / alterations, at it's absolute discretion, without any liability whatsoever.



ADDRESS
RESIDENCES
ZABEEL

DIFC Views

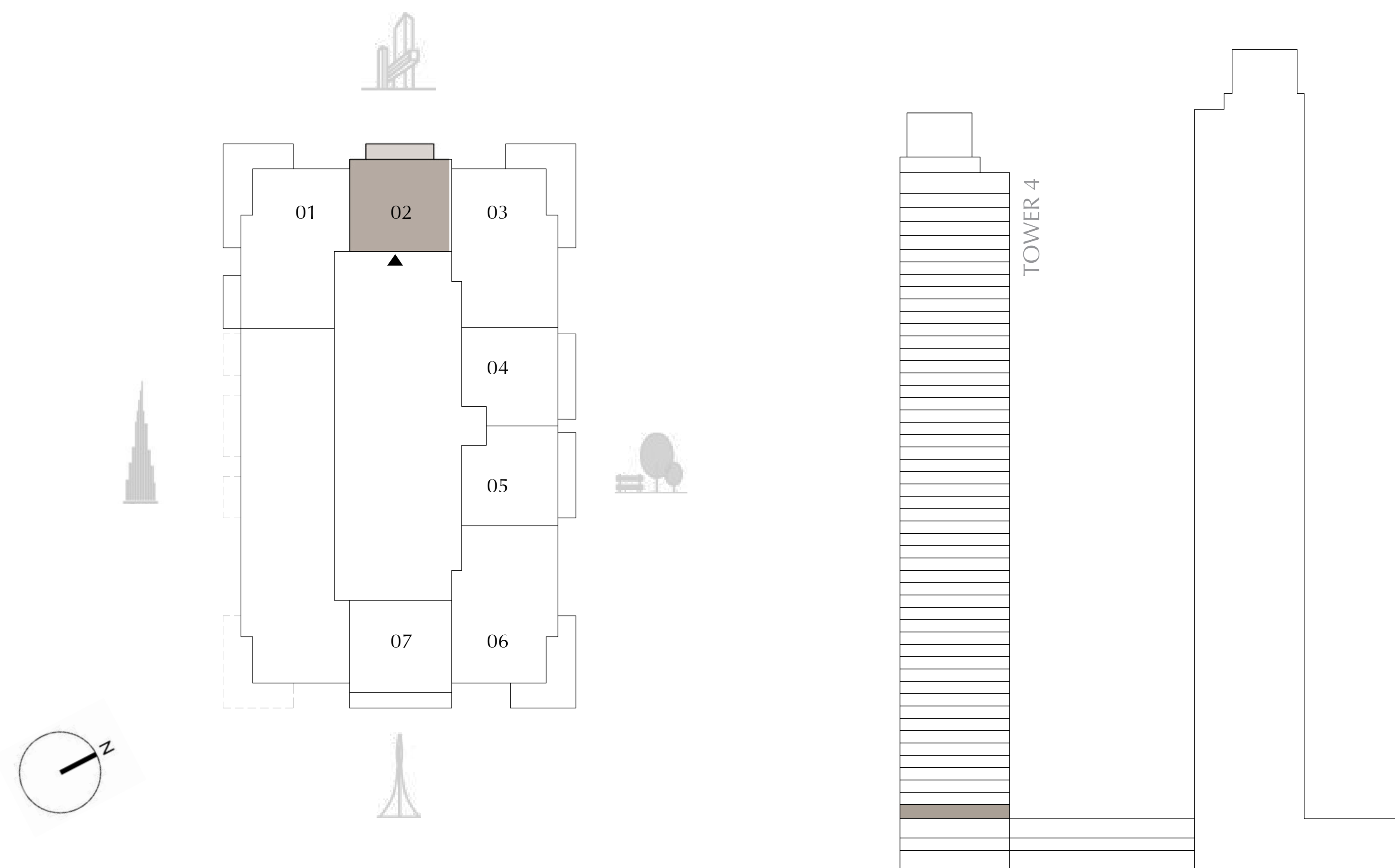
TOWER 4
1 BEDROOM

PODIUM LEVEL 3 UNIT 02

SUITE AREA	669.41 SQ.FT.	62.19 SQ.M.
BALCONY AREA	94.40 SQ.FT.	8.77 SQ.M.
TOTAL AREA	763.81 SQ.FT.	70.96 SQ.M.

KEY PLAN

KEY SECTION



FLOOR PLAN 1. All dimensions are in imperial and metric, and measured from finish to finish excluding construction tolerances. 2. All materials, dimensions, and drawings are approximate only. 3. Information is subject to change without notice, at developer's absolute discretion. 4. Actual area may vary from the stated area. 5. Drawings not to scale. 6. All images used are for illustrative purposes only and do not represent the actual size, features, specifications, fittings, and furnishings. 7. The developer reserves the right to make revisions / alterations, at it's absolute discretion, without any liability whatsoever.



ADDRESS
RESIDENCES
ZABEEL

DIFC Views


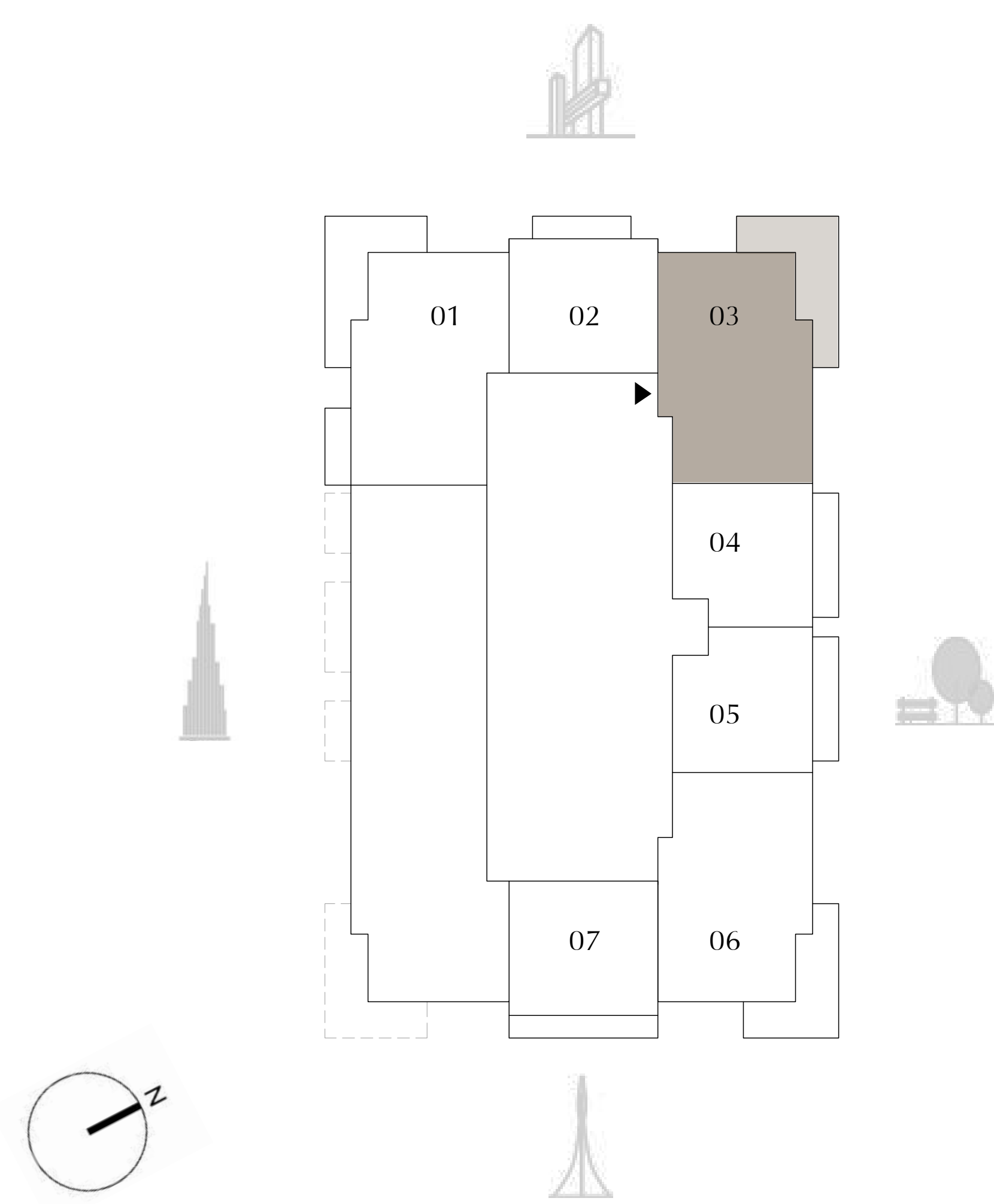
TOWER 4
2 BEDROOM

PODIUM LEVEL 3 UNIT 03

SUITE AREA	1,140.76 SQ.FT.	105.98 SQ.M.
BALCONY AREA	320.33 SQ.FT.	29.76 SQ.M.
TOTAL AREA	1,461.09 SQ.FT.	135.74 SQ.M.

KEY PLAN

KEY SECTION



FLOOR PLAN 1. All dimensions are in imperial and metric, and measured from finish to finish excluding construction tolerances. 2. All materials, dimensions, and drawings are approximate only. 3. Information is subject to change without notice, at developer's absolute discretion. 4. Actual area may vary from the stated area. 5. Drawings not to scale. 6. All images used are for illustrative purposes only and do not represent the actual size, features, specifications, fittings, and furnishings. 7. The developer reserves the right to make revisions / alterations, at it's absolute discretion, without any liability whatsoever.



ADDRESS
RESIDENCES
ZABEEL

DIFC Views

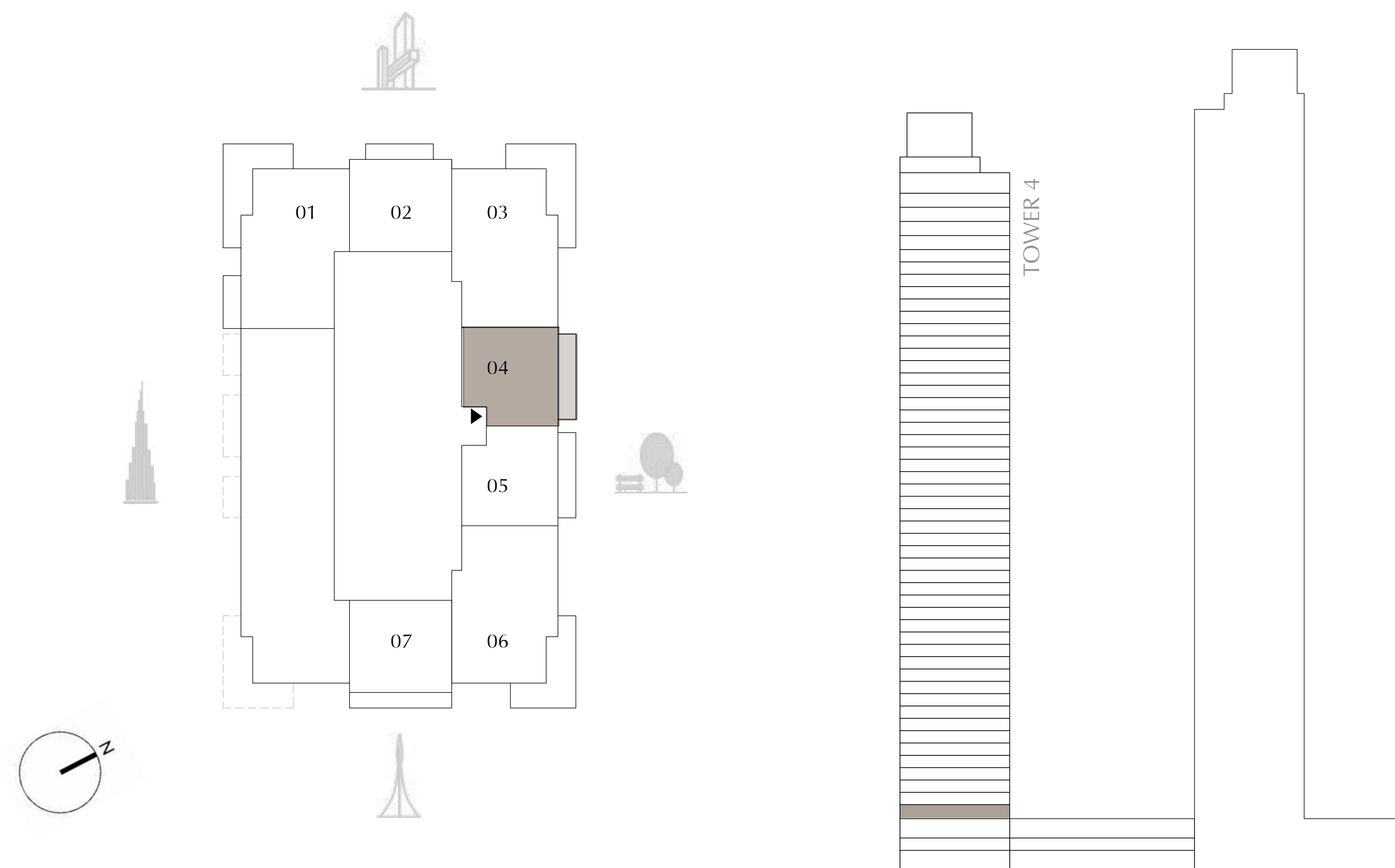
TOWER 4
1 BEDROOM

PODIUM LEVEL 3 UNIT 04

SUITE AREA	645.73 SQ.FT.	59.99 SQ.M.
BALCONY AREA	118.94 SQ.FT.	11.05 SQ.M.
TOTAL AREA	764.67 SQ.FT.	71.04 SQ.M.

KEY PLAN

KEY SECTION



FLOOR PLAN 1. All dimensions are in imperial and metric, and measured from finish to finish excluding construction tolerances. 2. All materials, dimensions, and drawings are approximate only. 3. Information is subject to change without notice, at developer's absolute discretion. 4. Actual area may vary from the stated area. 5. Drawings not to scale. 6. All images used are for illustrative purposes only and do not represent the actual size, features, specifications, fittings, and furnishings. 7. The developer reserves the right to make revisions / alterations, at it's absolute discretion, without any liability whatsoever.



ADDRESS
RESIDENCES
ZABEEL

DIFC Views

TOWER 4
1 BEDROOM

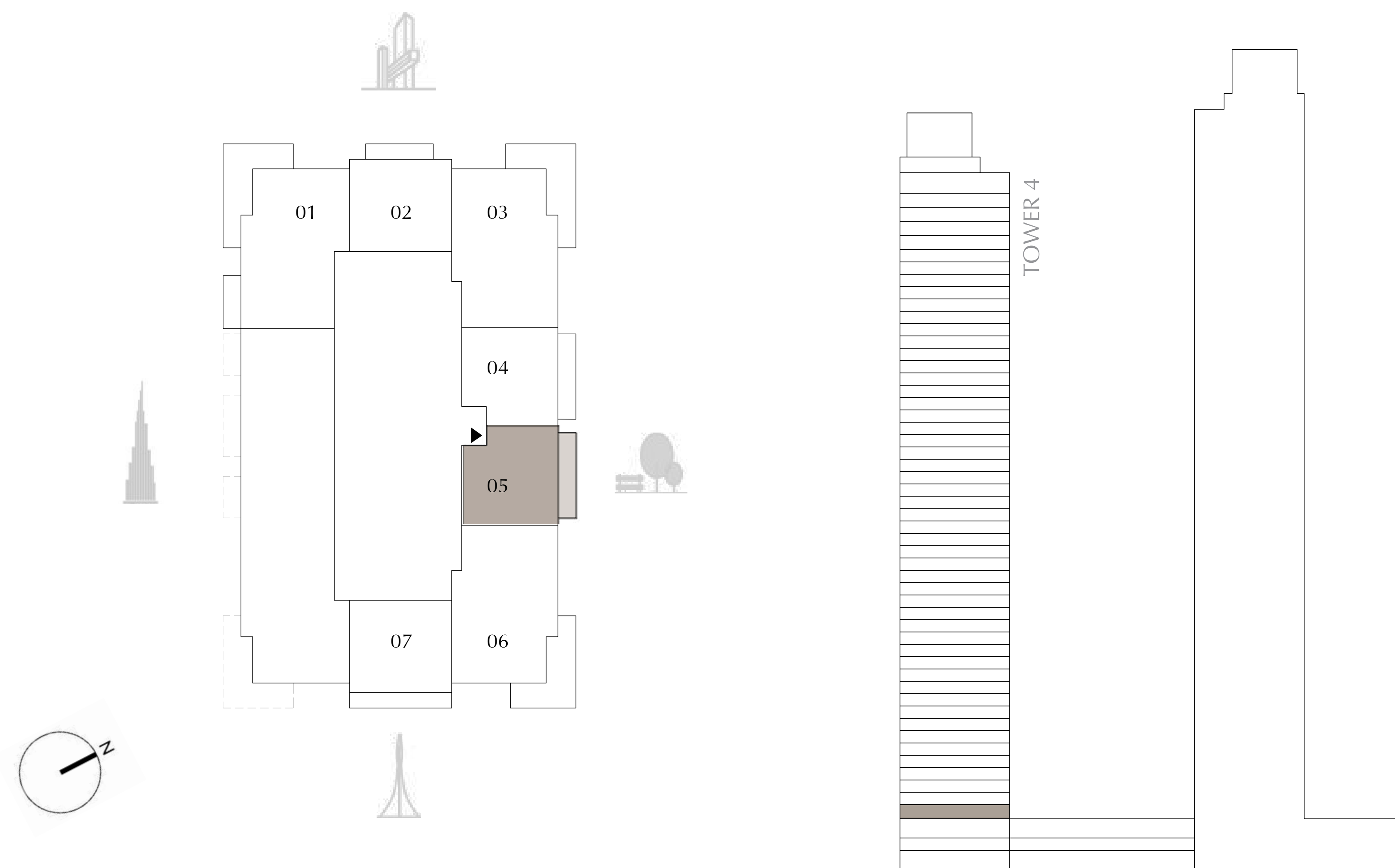
PODIUM LEVEL 3 UNIT 05

SUITE AREA	645.83 SQ.FT.	60.00 SQ.M.
BALCONY AREA	118.94 SQ.FT.	11.05 SQ.M.
TOTAL AREA	764.77 SQ.FT.	71.05 SQ.M.



KEY PLAN

KEY SECTION



FLOOR PLAN 1. All dimensions are in imperial and metric, and measured from finish to finish excluding construction tolerances. 2. All materials, dimensions, and drawings are approximate only. 3. Information is subject to change without notice, at developer's absolute discretion. 4. Actual area may vary from the stated area. 5. Drawings not to scale. 6. All images used are for illustrative purposes only and do not represent the actual size, features, specifications, fittings, and furnishings. 7. The developer reserves the right to make revisions / alterations, at it's absolute discretion, without any liability whatsoever.



ADDRESS
RESIDENCES
ZABEEL

DIFC Views


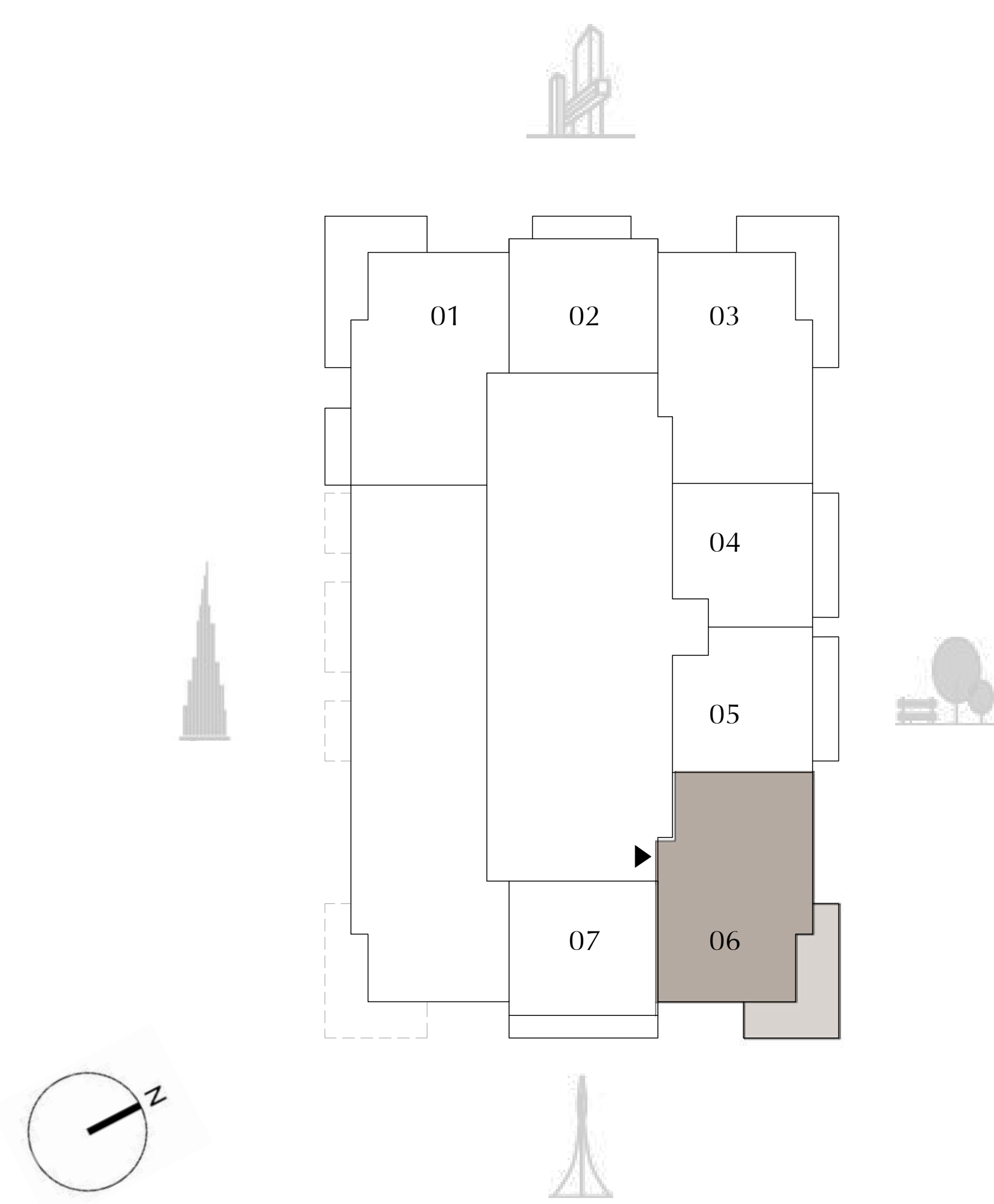
TOWER 4
2 BEDROOM

PODIUM LEVEL 3 UNIT 06

SUITE AREA	1,140.76 SQ.FT.	105.98 SQ.M.
BALCONY AREA	303.76 SQ.FT.	28.22 SQ.M.
TOTAL AREA	1,444.52 SQ.FT.	134.20 SQ.M.

KEY PLAN

KEY SECTION



FLOOR PLAN 1. All dimensions are in imperial and metric, and measured from finish to finish excluding construction tolerances. 2. All materials, dimensions, and drawings are approximate only. 3. Information is subject to change without notice, at developer's absolute discretion. 4. Actual area may vary from the stated area. 5. Drawings not to scale. 6. All images used are for illustrative purposes only and do not represent the actual size, features, specifications, fittings, and furnishings. 7. The developer reserves the right to make revisions / alterations, at it's absolute discretion, without any liability whatsoever.



ADDRESS
RESIDENCES
ZABEEL

DIFC Views

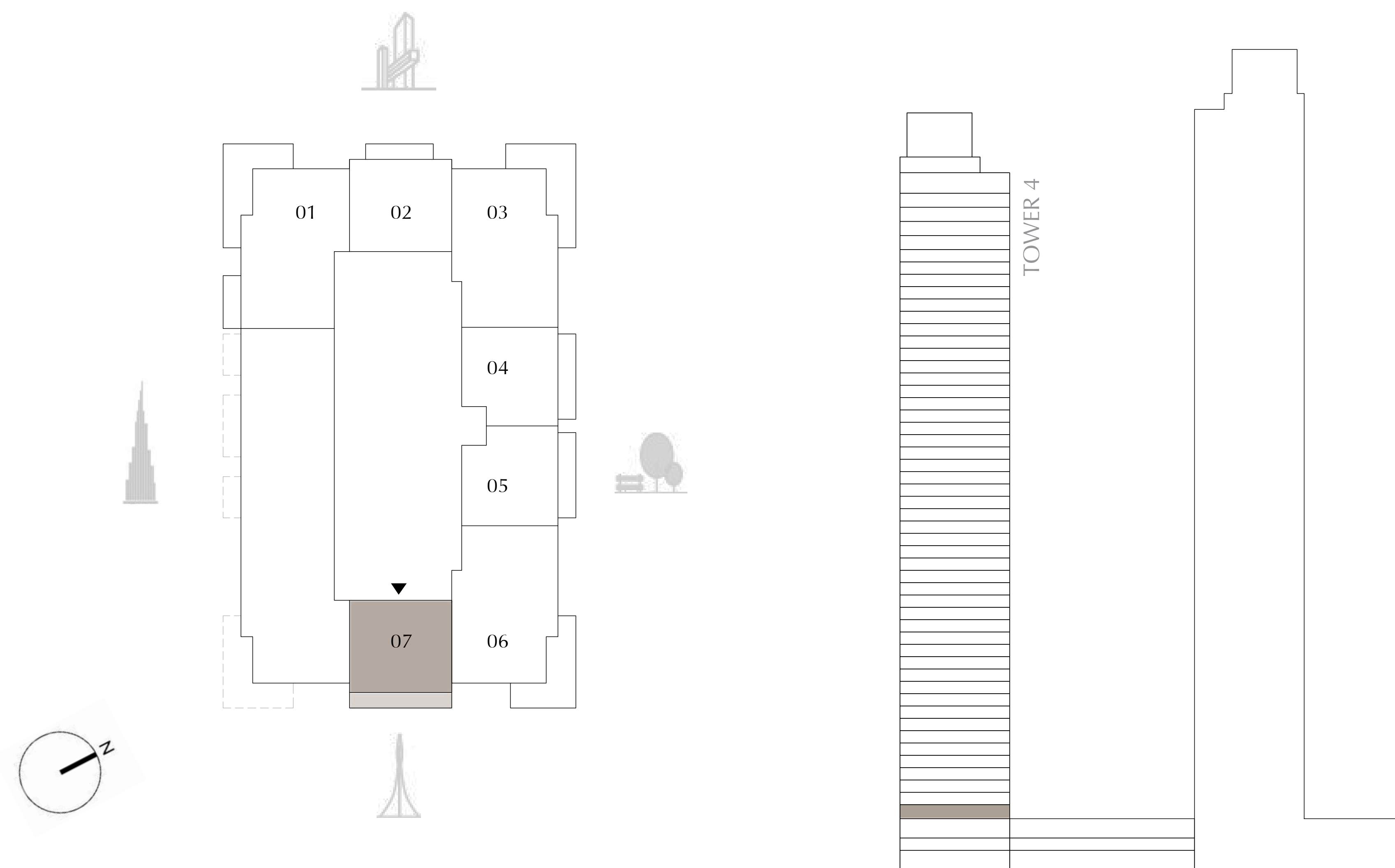
TOWER 4
1 BEDROOM

PODIUM LEVEL 3 UNIT 07

SUITE AREA	676.30 SQ.FT.	62.83 SQ.M.
BALCONY AREA	158.01 SQ.FT.	14.68 SQ.M.
TOTAL AREA	834.31 SQ.FT.	77.51 SQ.M.

KEY PLAN

KEY SECTION



FLOOR PLAN 1. All dimensions are in imperial and metric, and measured from finish to finish excluding construction tolerances. 2. All materials, dimensions, and drawings are approximate only. 3. Information is subject to change without notice, at developer's absolute discretion. 4. Actual area may vary from the stated area. 5. Drawings not to scale. 6. All images used are for illustrative purposes only and do not represent the actual size, features, specifications, fittings, and furnishings. 7. The developer reserves the right to make revisions / alterations, at it's absolute discretion, without any liability whatsoever.



ADDRESS
RESIDENCES
ZABEEL

DIFC Views

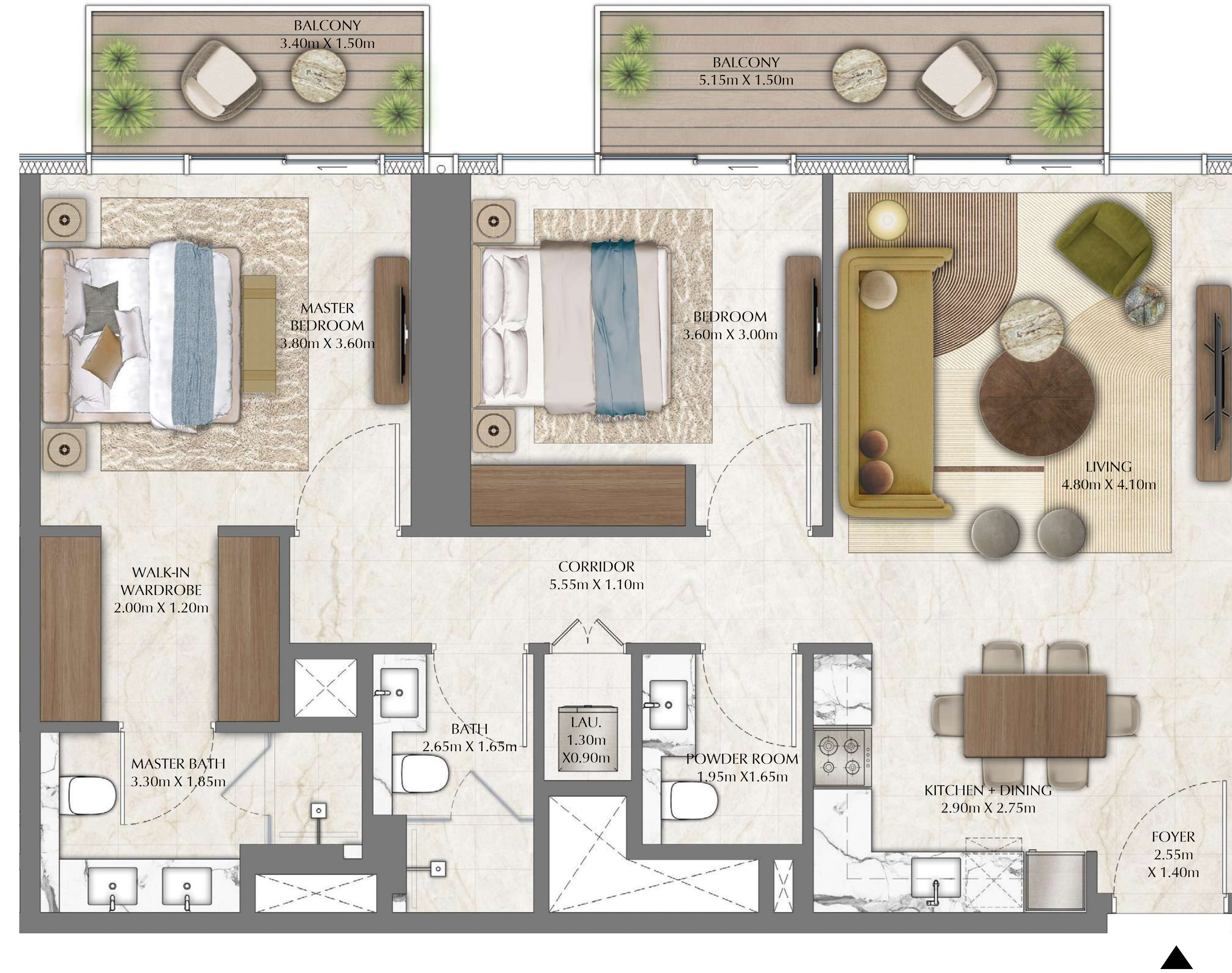
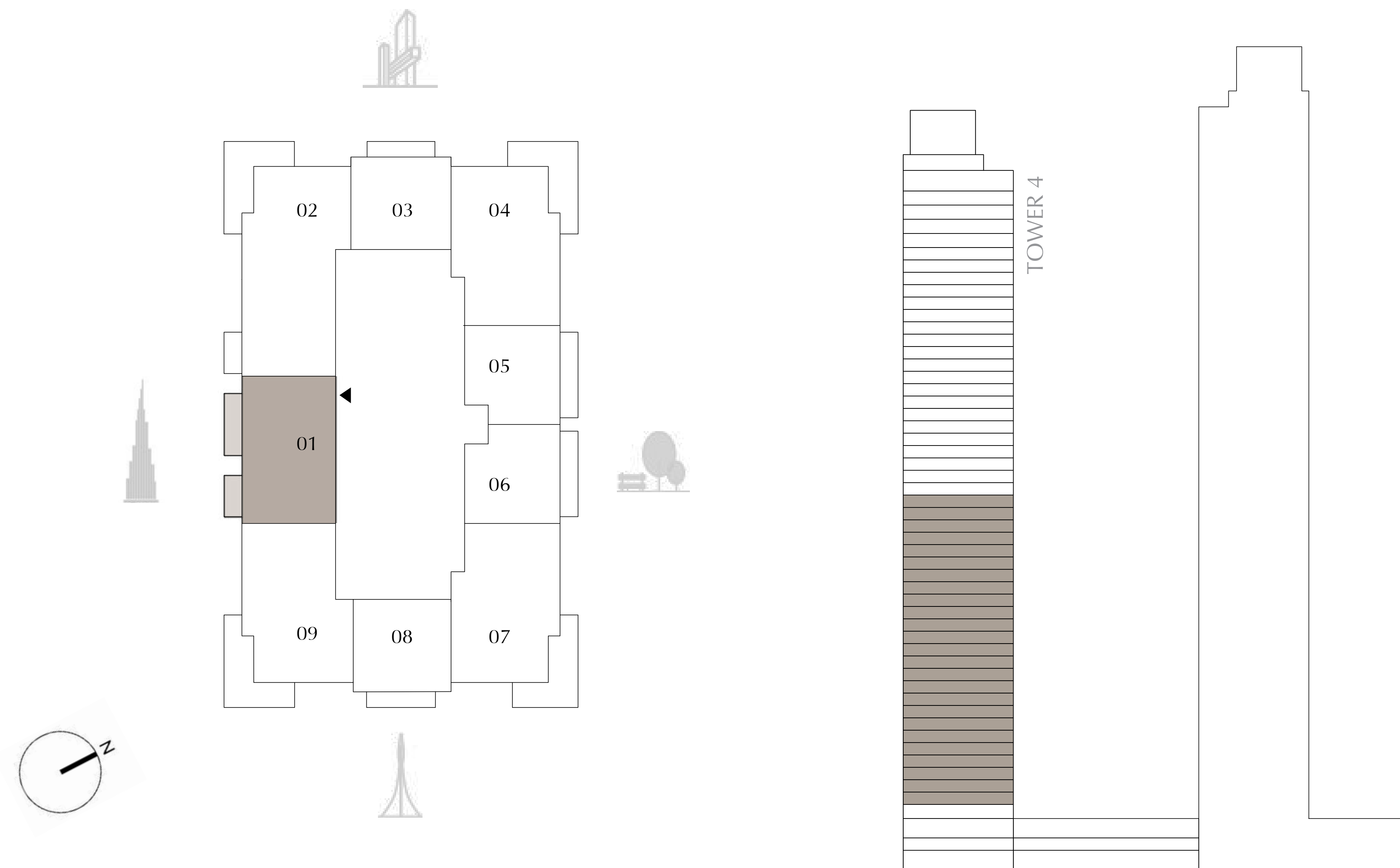
TOWER 4
2 BEDROOM

LEVELS 04 - 28 UNIT 01

SUITE AREA	1,003.52 SQ.FT.	93.23 SQ.M.
BALCONY AREA	143.16 SQ.FT.	13.30 SQ.M.
TOTAL AREA	1,146.68 SQ.FT.	106.53 SQ.M.

KEY PLAN

KEY SECTION



FLOOR PLAN 1. All dimensions are in imperial and metric, and measured from finish to finish excluding construction tolerances. 2. All materials, dimensions, and drawings are approximate only. 3. Information is subject to change without notice, at developer's absolute discretion. 4. Actual area may vary from the stated area. 5. Drawings not to scale. 6. All images used are for illustrative purposes only and do not represent the actual size, features, specifications, fittings, and furnishings. 7. The developer reserves the right to make revisions / alterations, at it's absolute discretion, without any liability whatsoever.

▲
ADDRESS
RESIDENCES
ZABEEL

DIFC Views


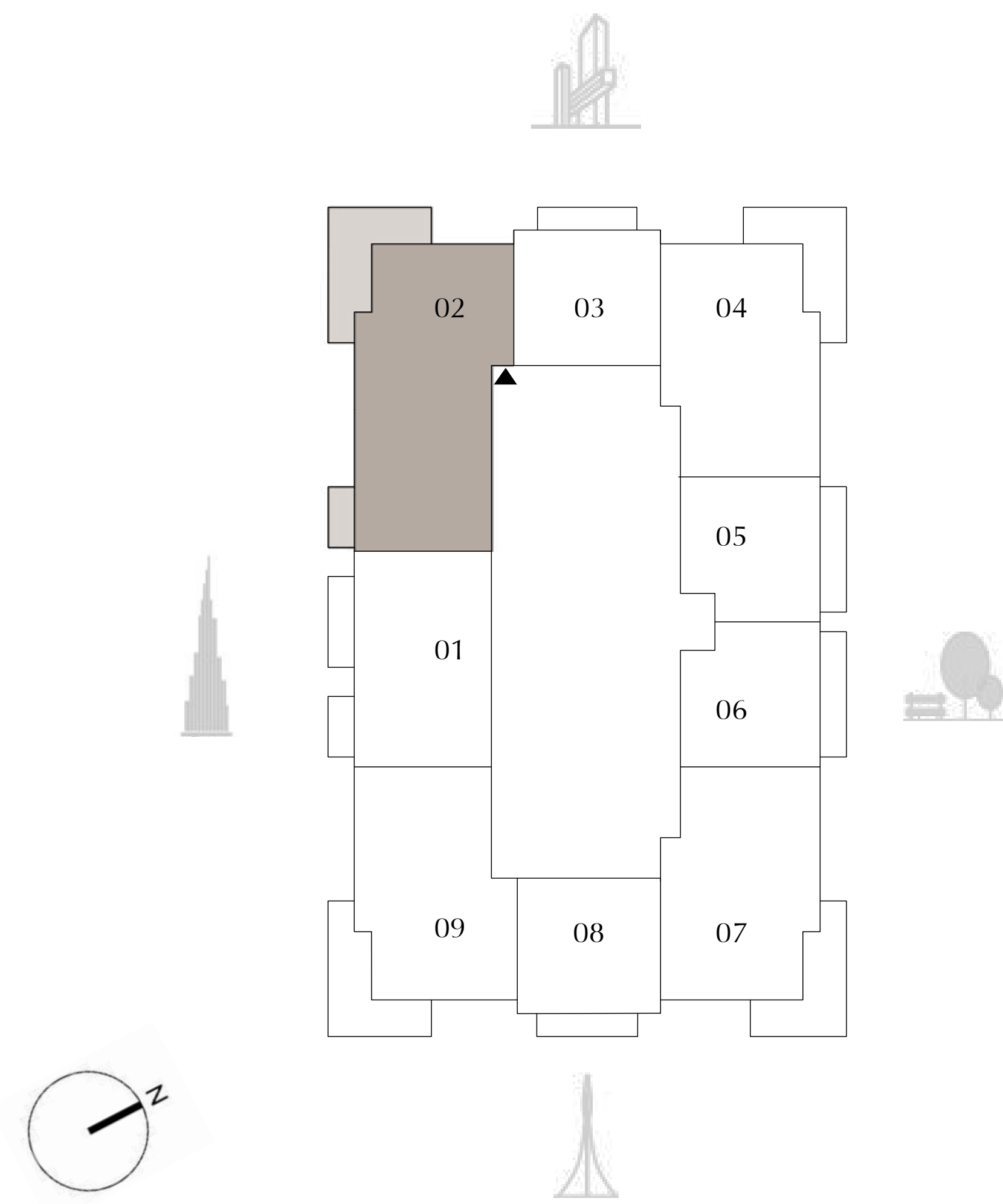
TOWER 4
3 BEDROOM

LEVELS 04 - 28 UNIT 02

SUITE AREA	1476.92 SQ.FT.	137.21 SQ.M.
BALCONY AREA	360.70 SQ.FT.	33.51 SQ.M.
TOTAL AREA	1837.62 SQ.FT.	170.72 SQ.M.

KEY PLAN

KEY SECTION



FLOOR PLAN 1. All dimensions are in imperial and metric, and measured from finish to finish excluding construction tolerances. 2. All materials, dimensions, and drawings are approximate only. 3. Information is subject to change without notice, at developer's absolute discretion. 4. Actual area may vary from the stated area. 5. Drawings not to scale. 6. All images used are for illustrative purposes only and do not represent the actual size, features, specifications, fittings, and furnishings. 7. The developer reserves the right to make revisions / alterations, at it's absolute discretion, without any liability whatsoever.



ADDRESS
RESIDENCES
ZABEEL

DIFC Views

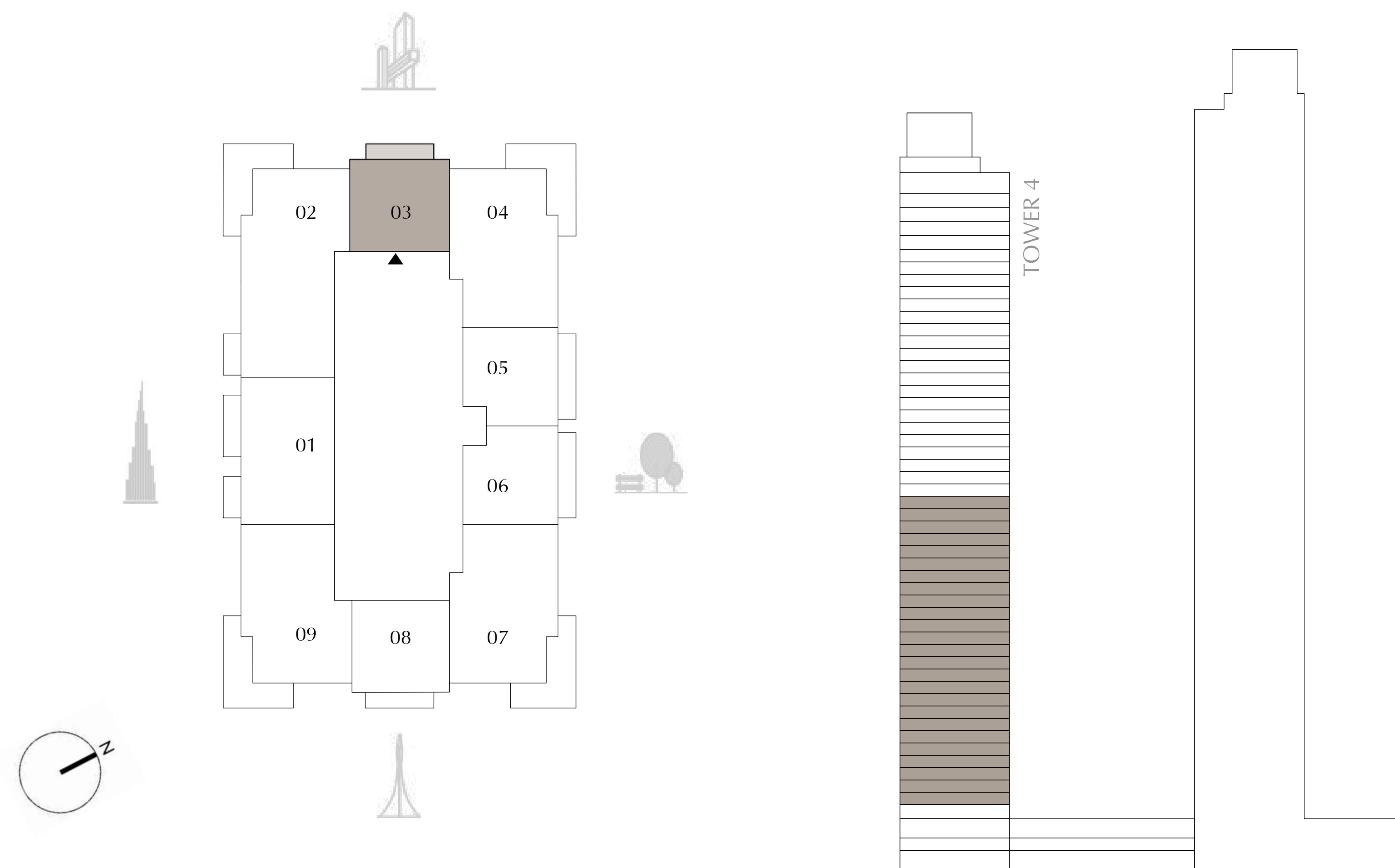
TOWER 4
1 BEDROOM

LEVELS 04 - 28 UNIT 03

SUITE AREA	664.24 SQ.FT.	61.71 SQ.M.
BALCONY AREA	95.80 SQ.FT.	8.90 SQ.M.
TOTAL AREA	760.04 SQ.FT.	70.61 SQ.M.

KEY PLAN

KEY SECTION



FLOOR PLAN 1. All dimensions are in imperial and metric, and measured from finish to finish excluding construction tolerances. 2. All materials, dimensions, and drawings are approximate only. 3. Information is subject to change without notice, at developer's absolute discretion. 4. Actual area may vary from the stated area. 5. Drawings not to scale. 6. All images used are for illustrative purposes only and do not represent the actual size, features, specifications, fittings, and furnishings. 7. The developer reserves the right to make revisions / alterations, at it's absolute discretion, without any liability whatsoever.



ADDRESS
RESIDENCES
ZABEEL

DIFC Views


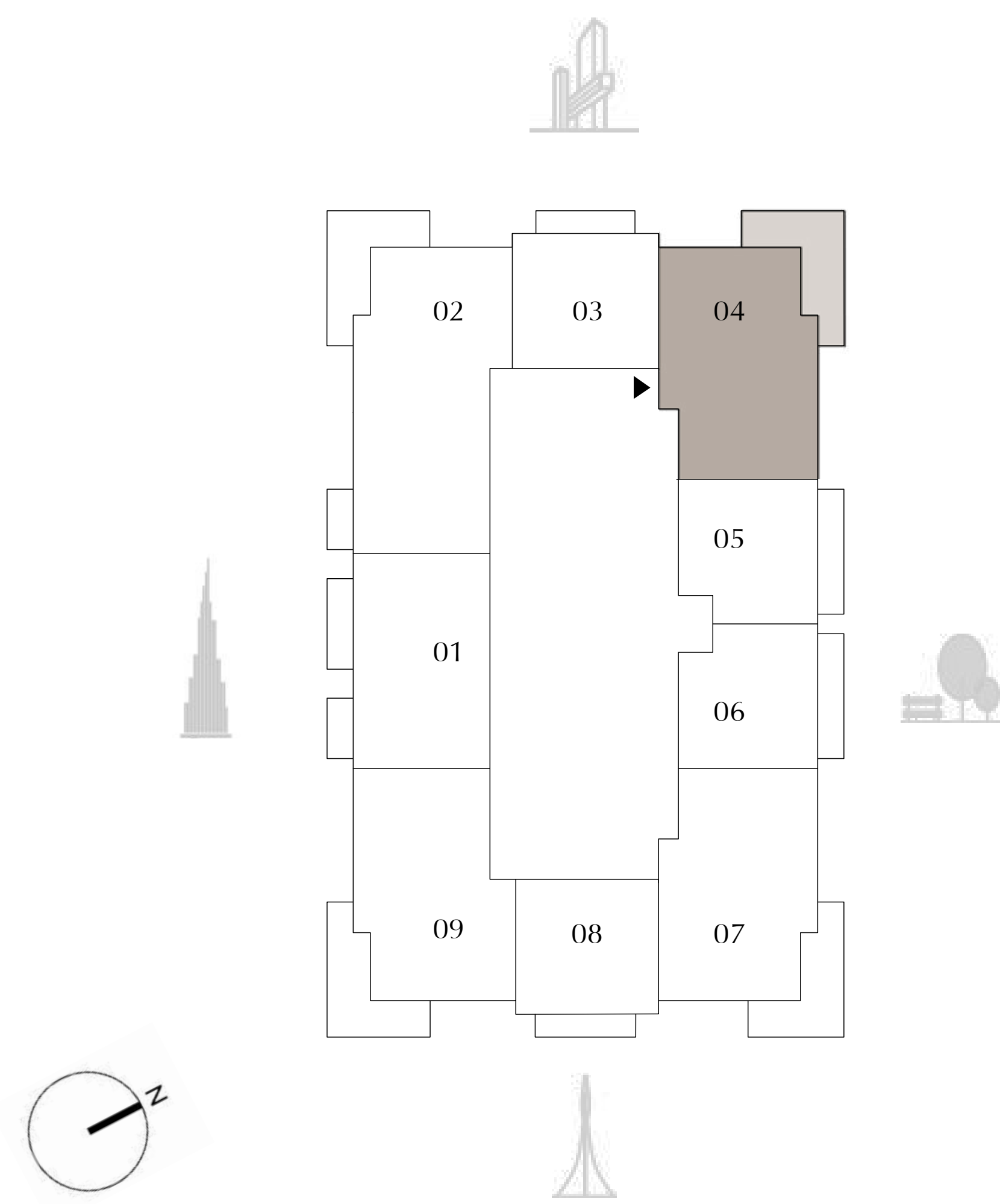
TOWER 4
2 BEDROOM

LEVELS 04 - 28 UNIT 04

SUITE AREA	1,140.22 SQ.FT.	105.93 SQ.M.
BALCONY AREA	304.30 SQ.FT.	28.27 SQ.M.
TOTAL AREA	1,444.52 SQ.FT.	134.20 SQ.M.

KEY PLAN

KEY SECTION



FLOOR PLAN 1. All dimensions are in imperial and metric, and measured from finish to finish excluding construction tolerances. 2. All materials, dimensions, and drawings are approximate only. 3. Information is subject to change without notice, at developer's absolute discretion. 4. Actual area may vary from the stated area. 5. Drawings not to scale. 6. All images used are for illustrative purposes only and do not represent the actual size, features, specifications, fittings, and furnishings. 7. The developer reserves the right to make revisions / alterations, at it's absolute discretion, without any liability whatsoever.



ADDRESS RESIDENCES ZABEEL

DIFC Views

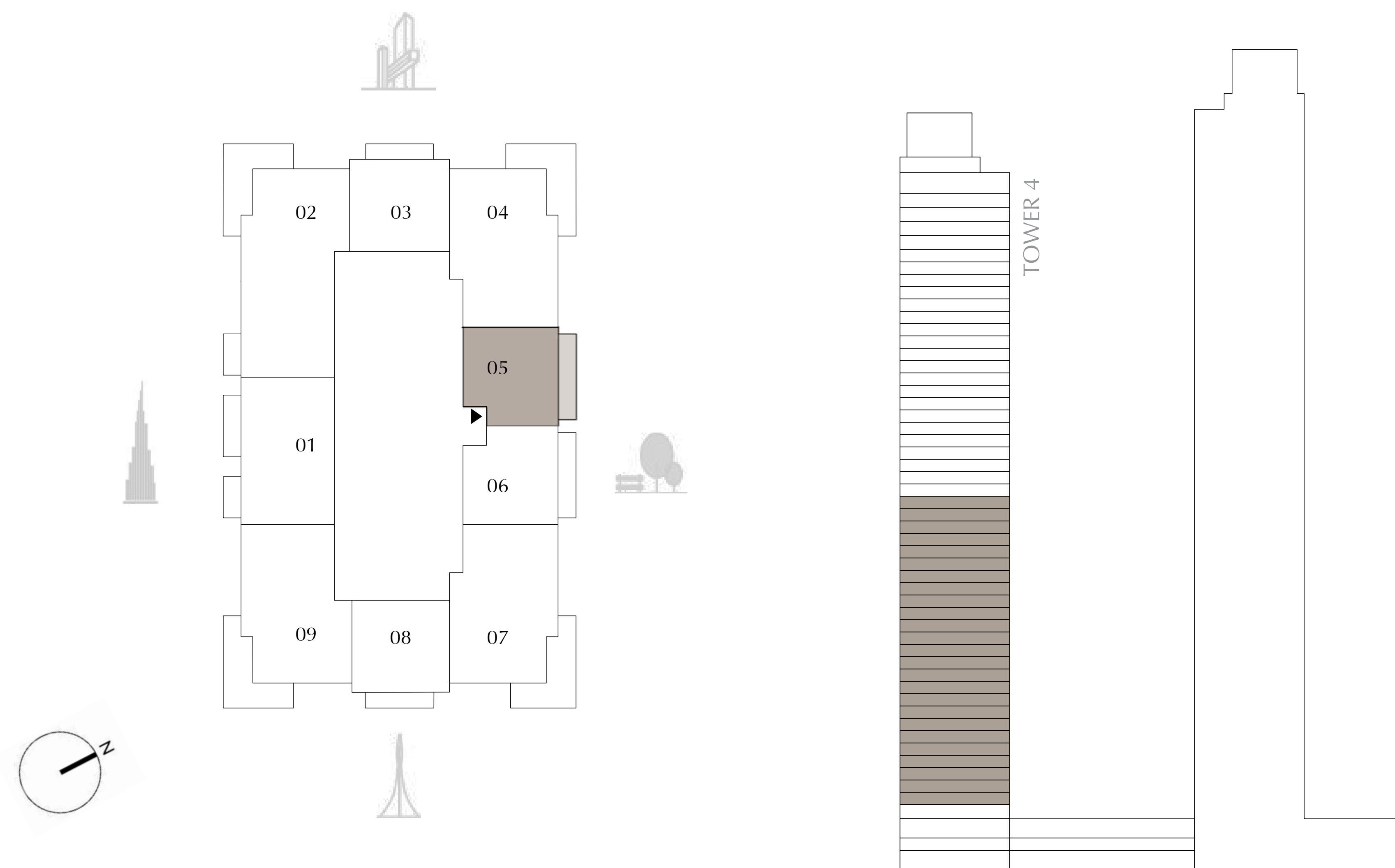
TOWER 4 1 BEDROOM

LEVELS 04 - 28 UNIT 05

SUITE AREA	644.33 SQ.FT.	59.86 SQ.M.
BALCONY AREA	118.94 SQ.FT.	11.05 SQ.M.
TOTAL AREA	763.27 SQ.FT.	70.91 SQ.M.

KEY PLAN

KEY SECTION



FLOOR PLAN 1. All dimensions are in imperial and metric, and measured from finish to finish excluding construction tolerances. 2. All materials, dimensions, and drawings are approximate only. 3. Information is subject to change without notice, at developer's absolute discretion. 4. Actual area may vary from the stated area. 5. Drawings not to scale. 6. All images used are for illustrative purposes only and do not represent the actual size, features, specifications, fittings, and furnishings. 7. The developer reserves the right to make revisions / alterations, at it's absolute discretion, without any liability whatsoever.



ADDRESS
RESIDENCES
ZABEEL

DIFC Views

TOWER 4
1 BEDROOM

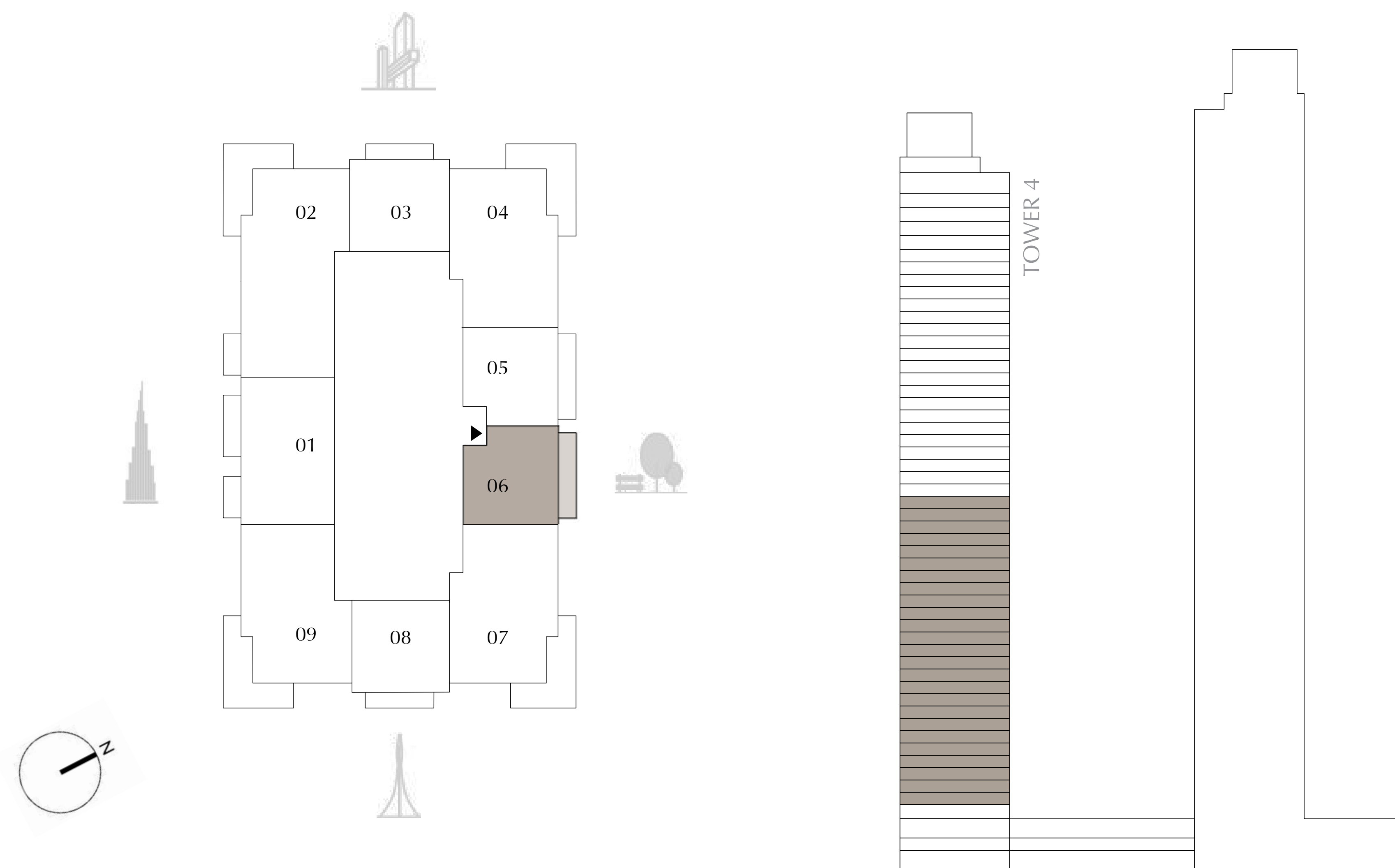
LEVELS 04 - 28 UNIT 06

SUITE AREA	644.33 SQ.FT.	59.86 SQ.M.
BALCONY AREA	118.94 SQ.FT.	11.05 SQ.M.
TOTAL AREA	763.27 SQ.FT.	70.91 SQ.M.



KEY PLAN

KEY SECTION



FLOOR PLAN 1. All dimensions are in imperial and metric, and measured from finish to finish excluding construction tolerances. 2. All materials, dimensions, and drawings are approximate only. 3. Information is subject to change without notice, at developer's absolute discretion. 4. Actual area may vary from the stated area. 5. Drawings not to scale. 6. All images used are for illustrative purposes only and do not represent the actual size, features, specifications, fittings, and furnishings. 7. The developer reserves the right to make revisions / alterations, at it's absolute discretion, without any liability whatsoever.



ADDRESS
RESIDENCES
ZABEEL

DIFC Views

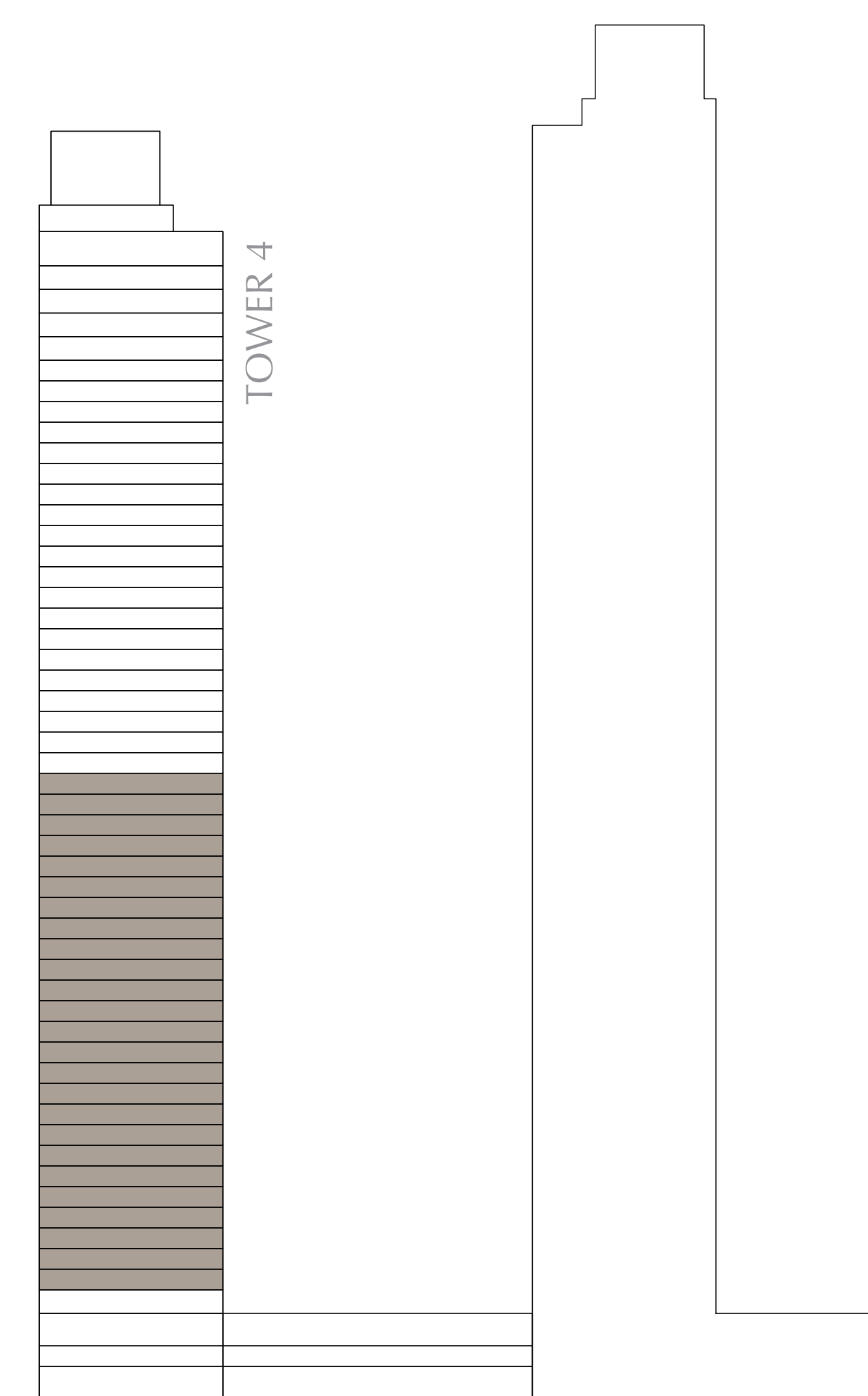
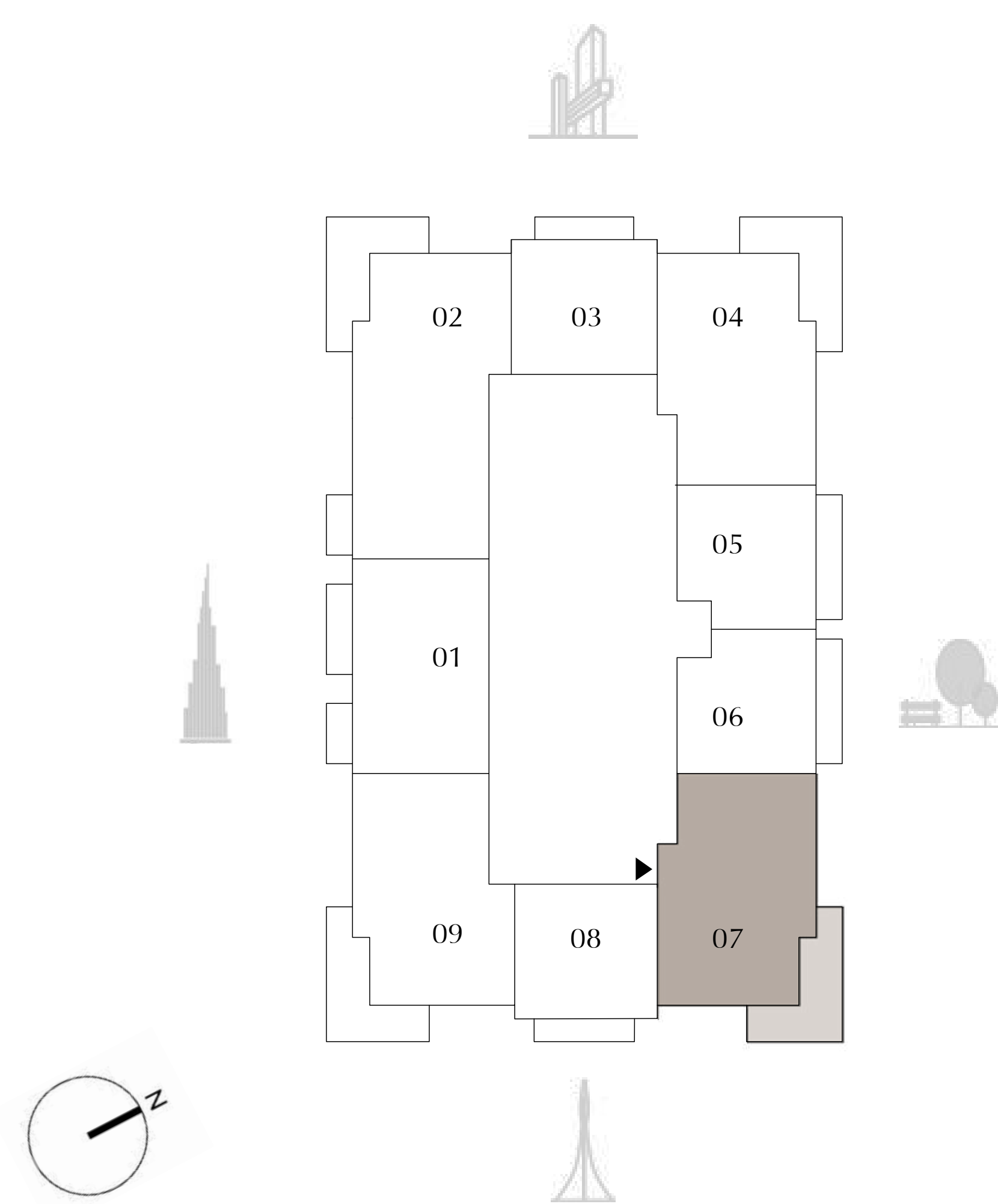
TOWER 4
2 BEDROOM

LEVELS 04 - 28 UNIT 07

SUITE AREA	1,140.22 SQ.FT.	105.93 SQ.M.
BALCONY AREA	304.30 SQ.FT.	28.27 SQ.M.
TOTAL AREA	1,444.52 SQ.FT.	134.20 SQ.M.

KEY PLAN

KEY SECTION



FLOOR PLAN 1. All dimensions are in imperial and metric, and measured from finish to finish excluding construction tolerances. 2. All materials, dimensions, and drawings are approximate only. 3. Information is subject to change without notice, at developer's absolute discretion. 4. Actual area may vary from the stated area. 5. Drawings not to scale. 6. All images used are for illustrative purposes only and do not represent the actual size, features, specifications, fittings, and furnishings. 7. The developer reserves the right to make revisions / alterations, at it's absolute discretion, without any liability whatsoever.



ADDRESS
RESIDENCES
ZABEEL

DIFC Views

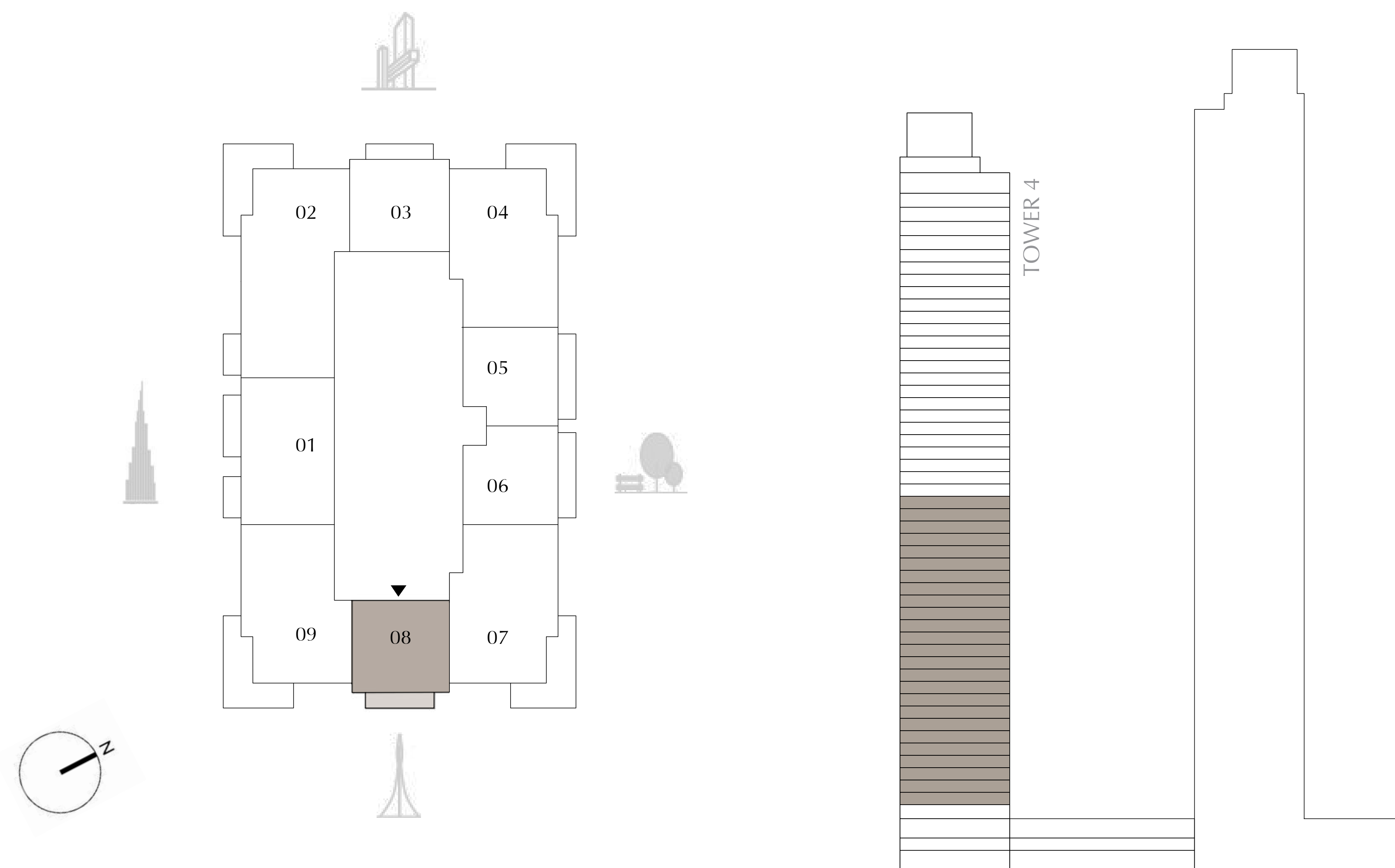
TOWER 4
1 BEDROOM

LEVELS 04 - 28 UNIT 08

SUITE AREA	671.24 SQ.FT.	62.36 SQ.M.
BALCONY AREA	95.80 SQ.FT.	8.90 SQ.M.
TOTAL AREA	767.04 SQ.FT.	71.26 SQ.M.

KEY PLAN

KEY SECTION



FLOOR PLAN 1. All dimensions are in imperial and metric, and measured from finish to finish excluding construction tolerances. 2. All materials, dimensions, and drawings are approximate only. 3. Information is subject to change without notice, at developer's absolute discretion. 4. Actual area may vary from the stated area. 5. Drawings not to scale. 6. All images used are for illustrative purposes only and do not represent the actual size, features, specifications, fittings, and furnishings. 7. The developer reserves the right to make revisions / alterations, at it's absolute discretion, without any liability whatsoever.



ADDRESS
RESIDENCES
ZABEEL

DIFC Views

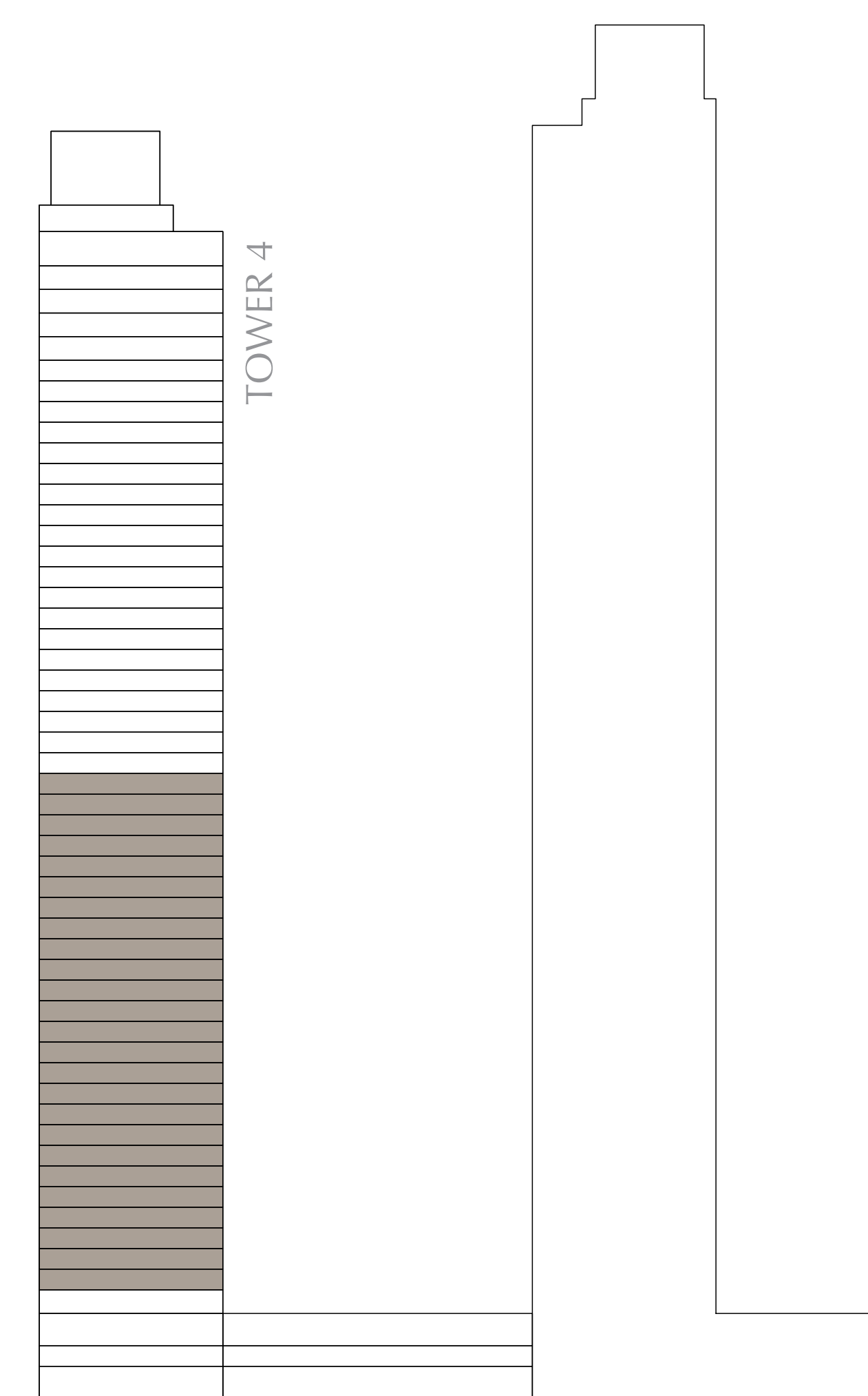
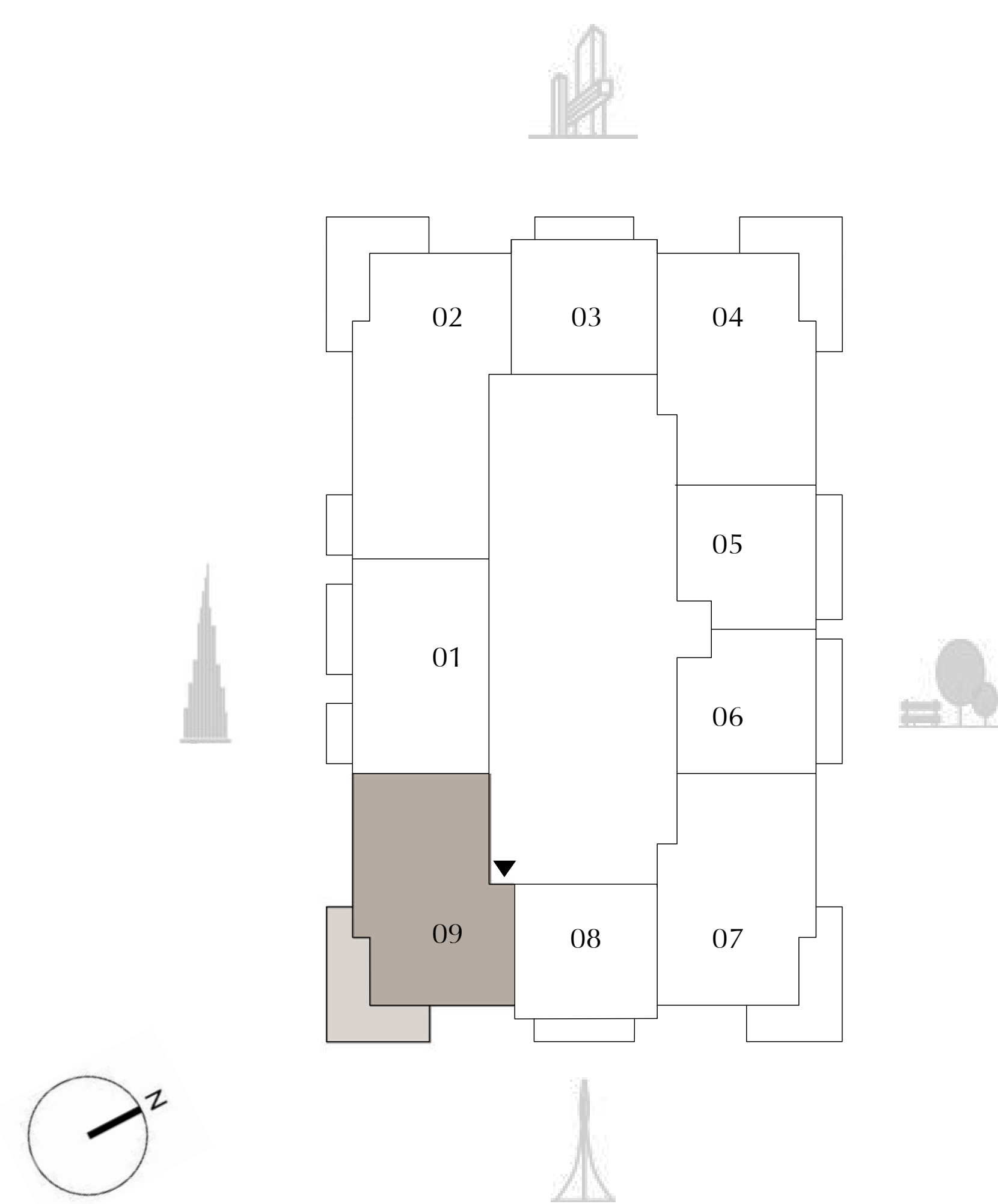
TOWER 4
2 BEDROOM

LEVELS 04 - 28 UNIT 09

SUITE AREA	1,120.42 SQ.FT.	104.09 SQ.M.
BALCONY AREA	304.30 SQ.FT.	28.27 SQ.M.
TOTAL AREA	1,424.72 SQ.FT.	132.36 SQ.M.

KEY PLAN

KEY SECTION



FLOOR PLAN 1. All dimensions are in imperial and metric, and measured from finish to finish excluding construction tolerances. 2. All materials, dimensions, and drawings are approximate only. 3. Information is subject to change without notice, at developer's absolute discretion. 4. Actual area may vary from the stated area. 5. Drawings not to scale. 6. All images used are for illustrative purposes only and do not represent the actual size, features, specifications, fittings, and furnishings. 7. The developer reserves the right to make revisions / alterations, at it's absolute discretion, without any liability whatsoever.



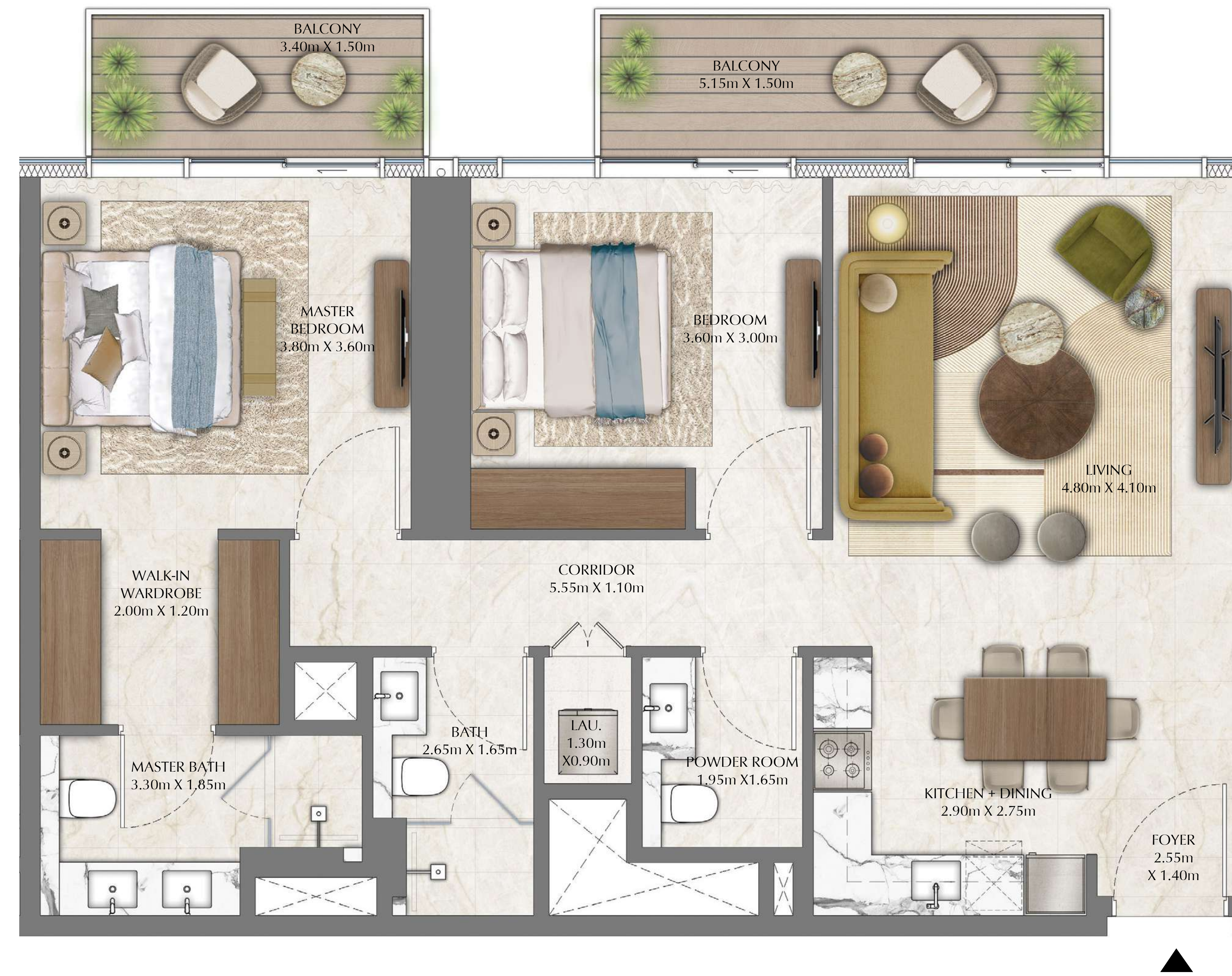
ADDRESS
RESIDENCES
ZABEEL

DIFC Views

TOWER 4
2 BEDROOM

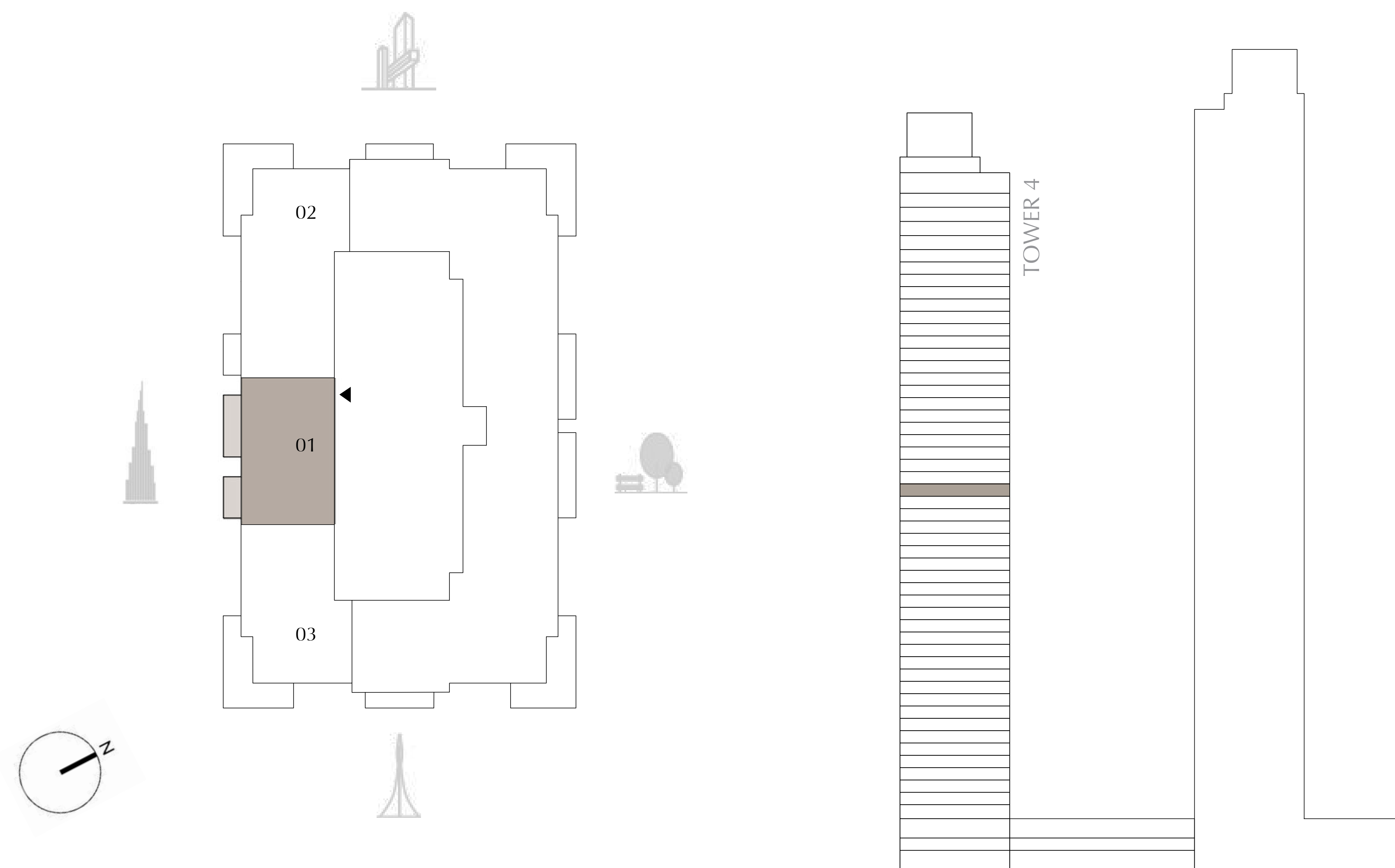
LEVEL 29 UNIT 01

SUITE AREA	1,003.52 SQ.FT.	93.23 SQ.M.
BALCONY AREA	143.16 SQ.FT.	13.30 SQ.M.
TOTAL AREA	1,146.68 SQ.FT.	106.53 SQ.M.



KEY PLAN

KEY SECTION



FLOOR PLAN 1. All dimensions are in imperial and metric, and measured from finish to finish excluding construction tolerances. 2. All materials, dimensions, and drawings are approximate only. 3. Information is subject to change without notice, at developer's absolute discretion. 4. Actual area may vary from the stated area. 5. Drawings not to scale. 6. All images used are for illustrative purposes only and do not represent the actual size, features, specifications, fittings, and furnishings. 7. The developer reserves the right to make revisions / alterations, at it's absolute discretion, without any liability whatsoever.

▲
ADDRESS
RESIDENCES
ZABEEL

DIFC Views


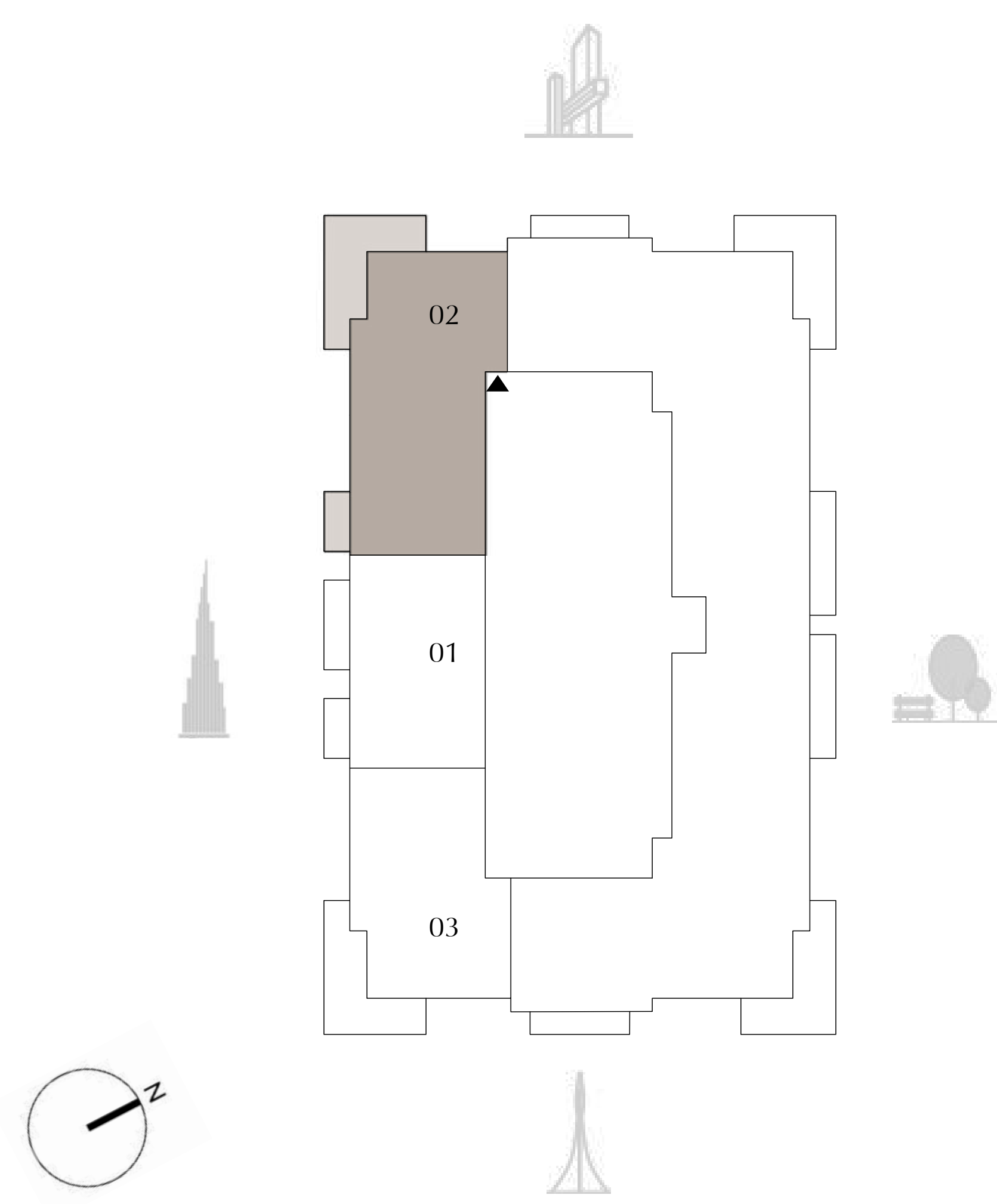
TOWER 4
3 BEDROOM

LEVEL 29 UNIT 02

SUITE AREA	1,477.67 SQ.FT.	137.28 SQ.M.
BALCONY AREA	360.70 SQ.FT.	33.51 SQ.M.
TOTAL AREA	1,838.37 SQ.FT.	170.79 SQ.M.

KEY PLAN

KEY SECTION



FLOOR PLAN 1. All dimensions are in imperial and metric, and measured from finish to finish excluding construction tolerances. 2. All materials, dimensions, and drawings are approximate only. 3. Information is subject to change without notice, at developer's absolute discretion. 4. Actual area may vary from the stated area. 5. Drawings not to scale. 6. All images used are for illustrative purposes only and do not represent the actual size, features, specifications, fittings, and furnishings. 7. The developer reserves the right to make revisions / alterations, at it's absolute discretion, without any liability whatsoever.



ADDRESS
RESIDENCES
ZABEEL

DIFC Views


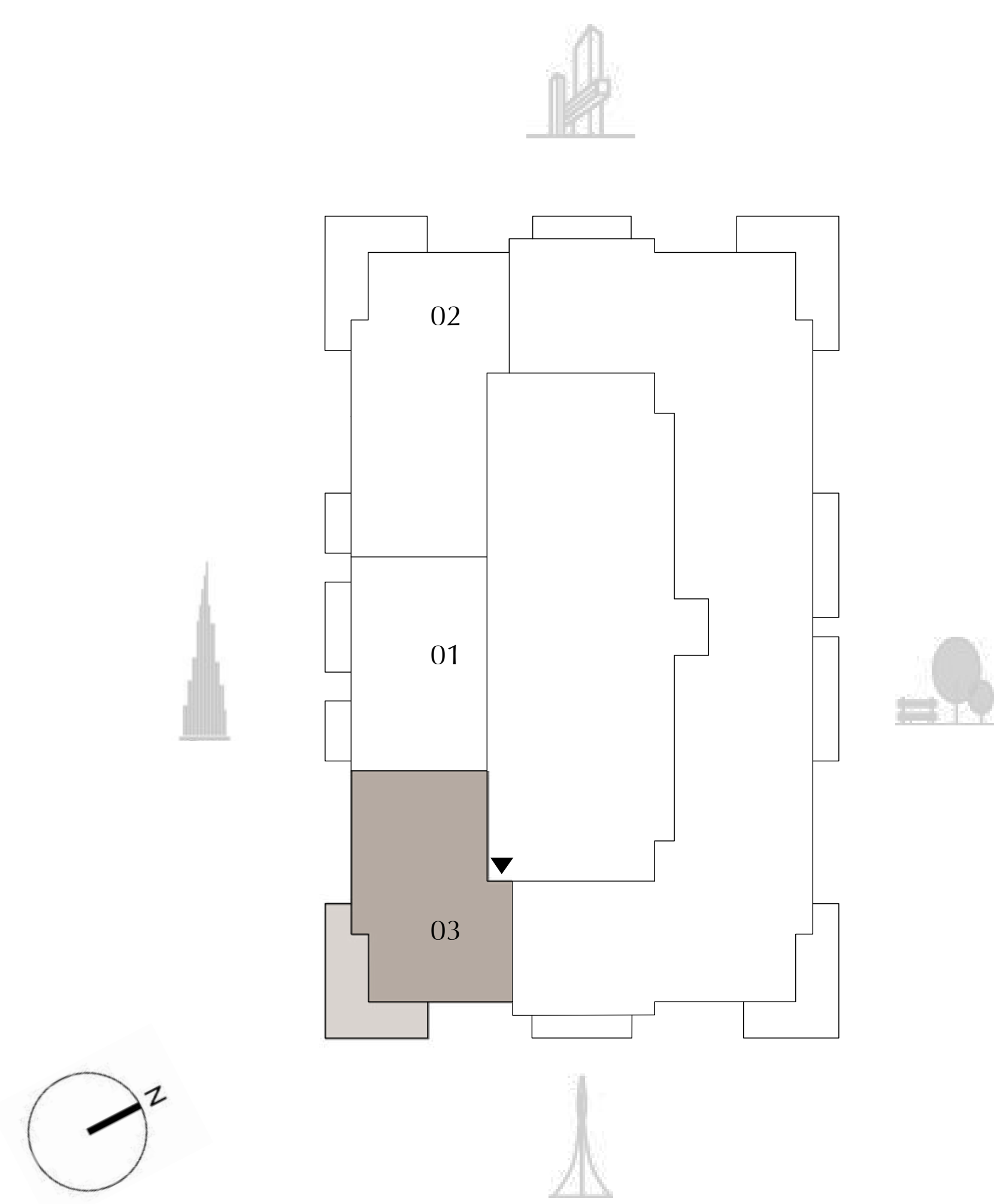
TOWER 4
2 BEDROOM

LEVEL 29 UNIT 03

SUITE AREA	1,121.28 SQ.FT.	104.17 SQ.M.
BALCONY AREA	304.30 SQ.FT.	28.27 SQ.M.
TOTAL AREA	1,425.58 SQ.FT.	132.44 SQ.M.

KEY PLAN

KEY SECTION



FLOOR PLAN 1. All dimensions are in imperial and metric, and measured from finish to finish excluding construction tolerances. 2. All materials, dimensions, and drawings are approximate only. 3. Information is subject to change without notice, at developer's absolute discretion. 4. Actual area may vary from the stated area. 5. Drawings not to scale. 6. All images used are for illustrative purposes only and do not represent the actual size, features, specifications, fittings, and furnishings. 7. The developer reserves the right to make revisions / alterations, at it's absolute discretion, without any liability whatsoever.



ADDRESS
RESIDENCES
ZABEEL

DIFC Views

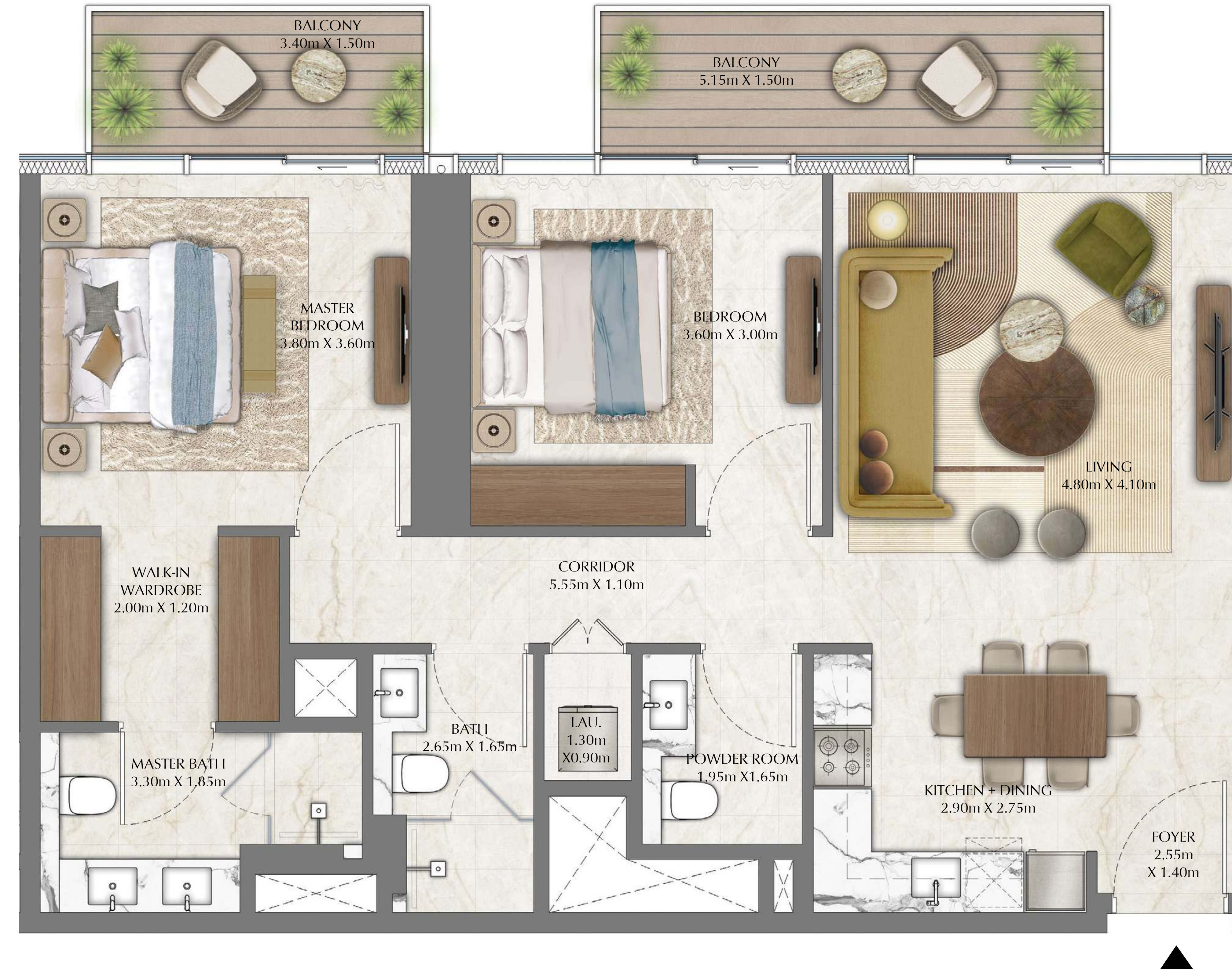
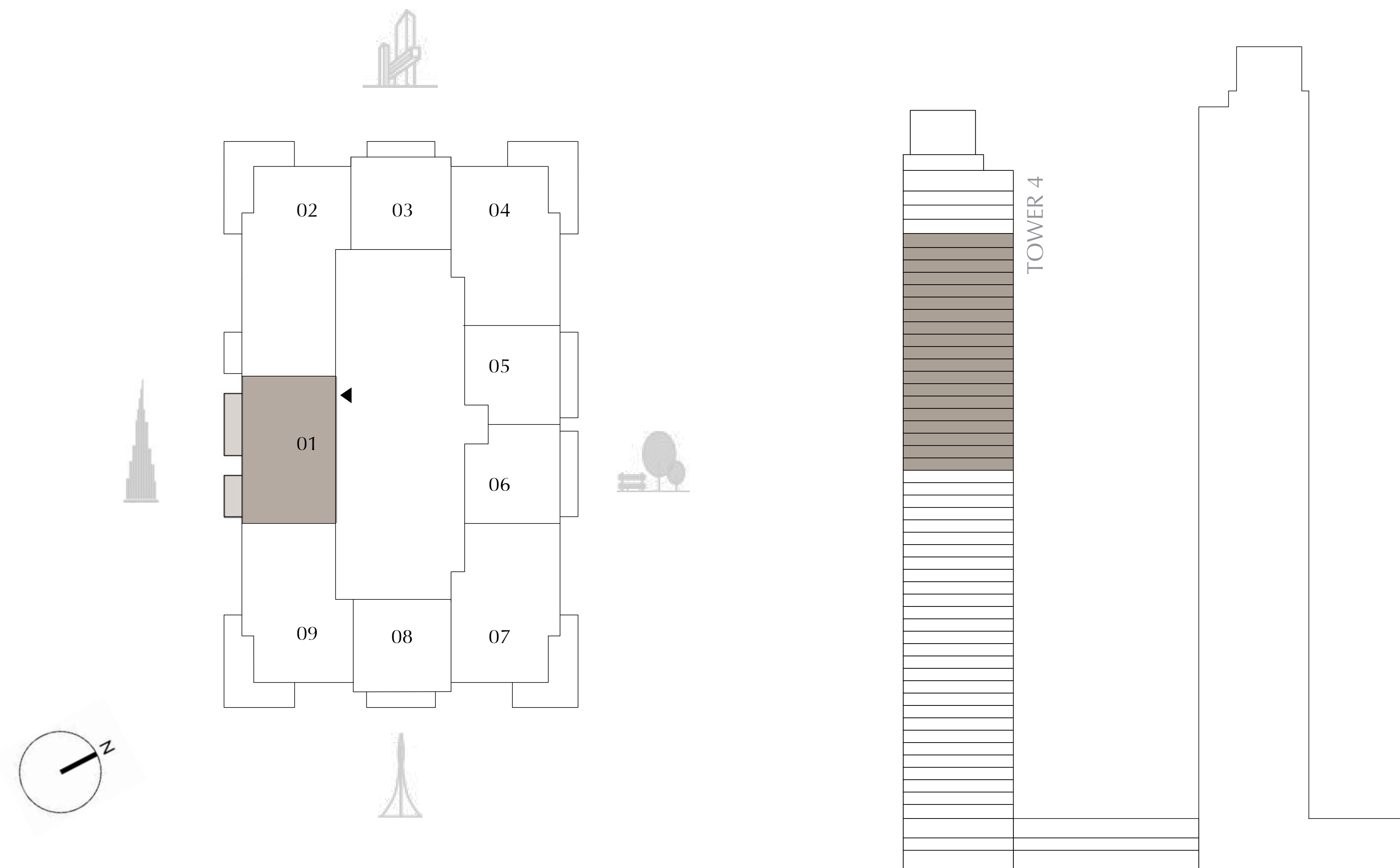
TOWER 4
2 BEDROOM

LEVELS 31 - 49 UNIT 01

SUITE AREA	1,003.52 SQ.FT.	93.23 SQ.M.
BALCONY AREA	143.16 SQ.FT.	13.30 SQ.M.
TOTAL AREA	1,146.68 SQ.FT.	106.53 SQ.M.

KEY PLAN

KEY SECTION



FLOOR PLAN 1. All dimensions are in imperial and metric, and measured from finish to finish excluding construction tolerances. 2. All materials, dimensions, and drawings are approximate only. 3. Information is subject to change without notice, at developer's absolute discretion. 4. Actual area may vary from the stated area. 5. Drawings not to scale. 6. All images used are for illustrative purposes only and do not represent the actual size, features, specifications, fittings, and furnishings. 7. The developer reserves the right to make revisions / alterations, at it's absolute discretion, without any liability whatsoever.

▲
ADDRESS
RESIDENCES
ZABEEL

DIFC Views

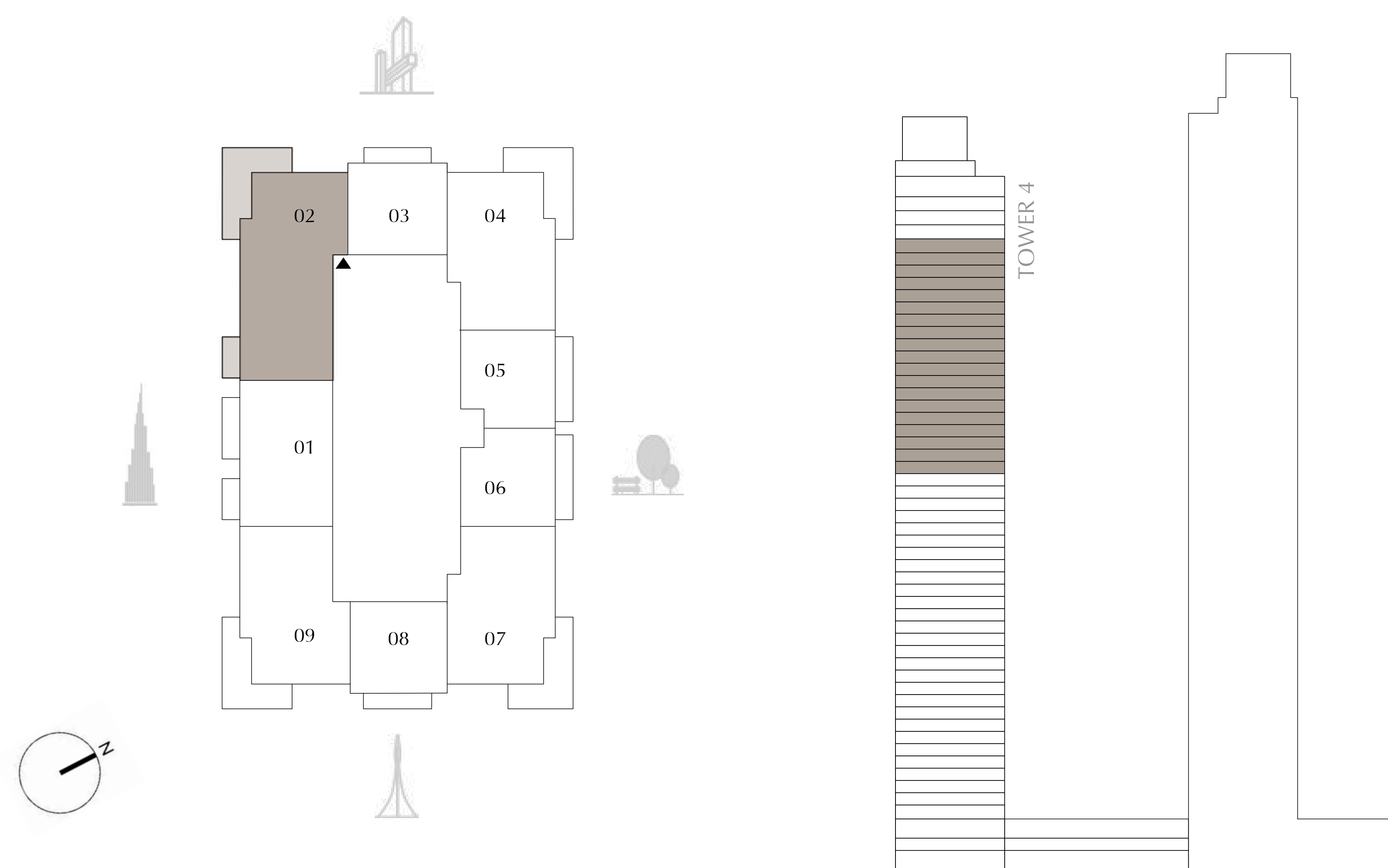
TOWER 4
3 BEDROOM

LEVELS 31 - 49 UNIT 02

SUITE AREA	1476.92 SQ.FT.	137.21 SQ.M.
BALCONY AREA	360.70 SQ.FT.	33.51 SQ.M.
TOTAL AREA	1837.62 SQ.FT.	170.72 SQ.M.

KEY PLAN

KEY SECTION



FLOOR PLAN 1. All dimensions are in imperial and metric, and measured from finish to finish excluding construction tolerances. 2. All materials, dimensions, and drawings are approximate only. 3. Information is subject to change without notice, at developer's absolute discretion. 4. Actual area may vary from the stated area. 5. Drawings not to scale. 6. All images used are for illustrative purposes only and do not represent the actual size, features, specifications, fittings, and furnishings. 7. The developer reserves the right to make revisions / alterations, at it's absolute discretion, without any liability whatsoever.



ADDRESS
RESIDENCES
ZABEEL

DIFC Views

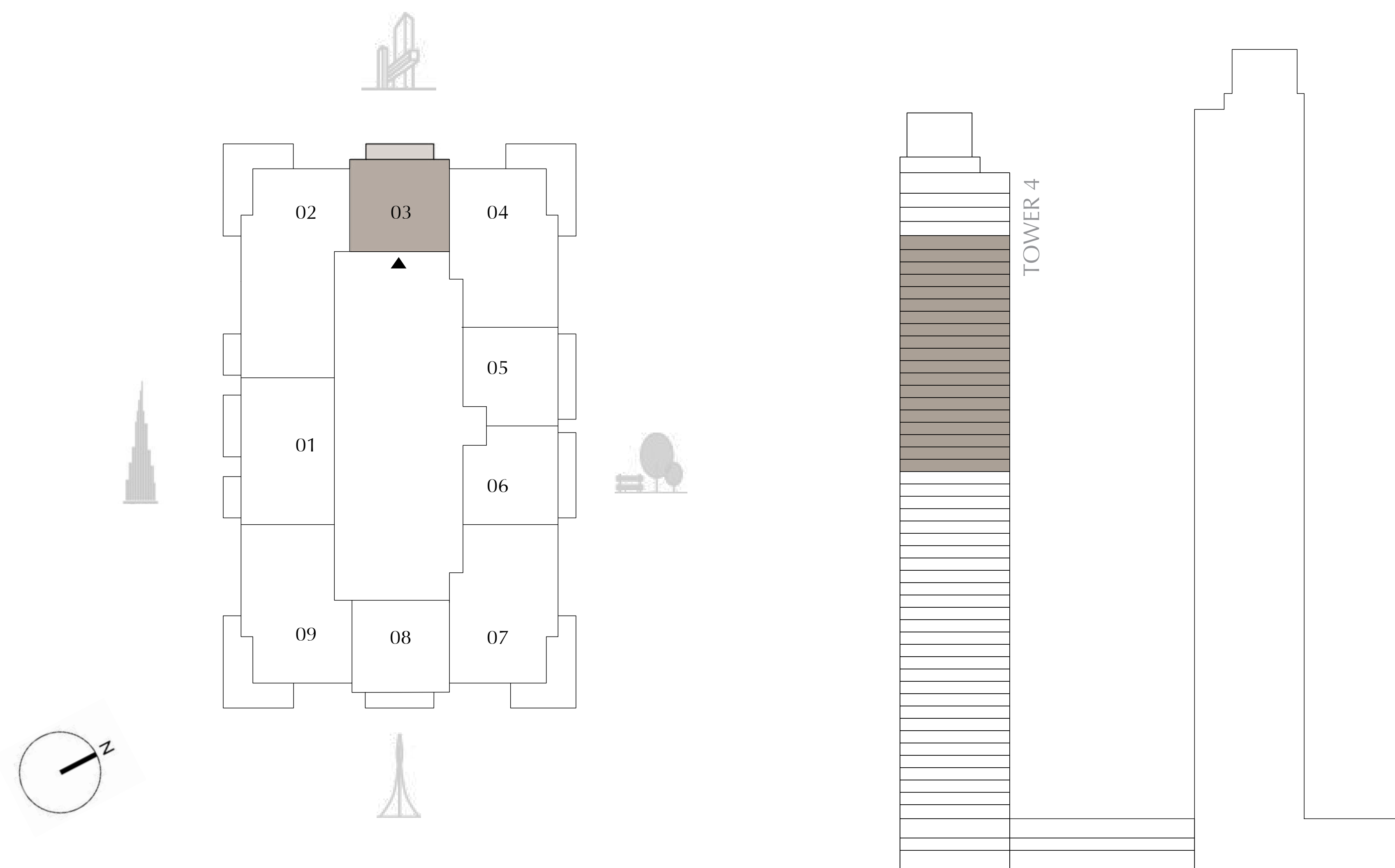
TOWER 4
1 BEDROOM

LEVELS 31 - 49 UNIT 03

SUITE AREA	664.24 SQ.FT.	61.71 SQ.M.
BALCONY AREA	95.80 SQ.FT.	8.90 SQ.M.
TOTAL AREA	760.04 SQ.FT.	70.61 SQ.M.

KEY PLAN

KEY SECTION



FLOOR PLAN 1. All dimensions are in imperial and metric, and measured from finish to finish excluding construction tolerances. 2. All materials, dimensions, and drawings are approximate only. 3. Information is subject to change without notice, at developer's absolute discretion. 4. Actual area may vary from the stated area. 5. Drawings not to scale. 6. All images used are for illustrative purposes only and do not represent the actual size, features, specifications, fittings, and furnishings. 7. The developer reserves the right to make revisions / alterations, at it's absolute discretion, without any liability whatsoever.



ADDRESS
RESIDENCES
ZABEEL

DIFC Views


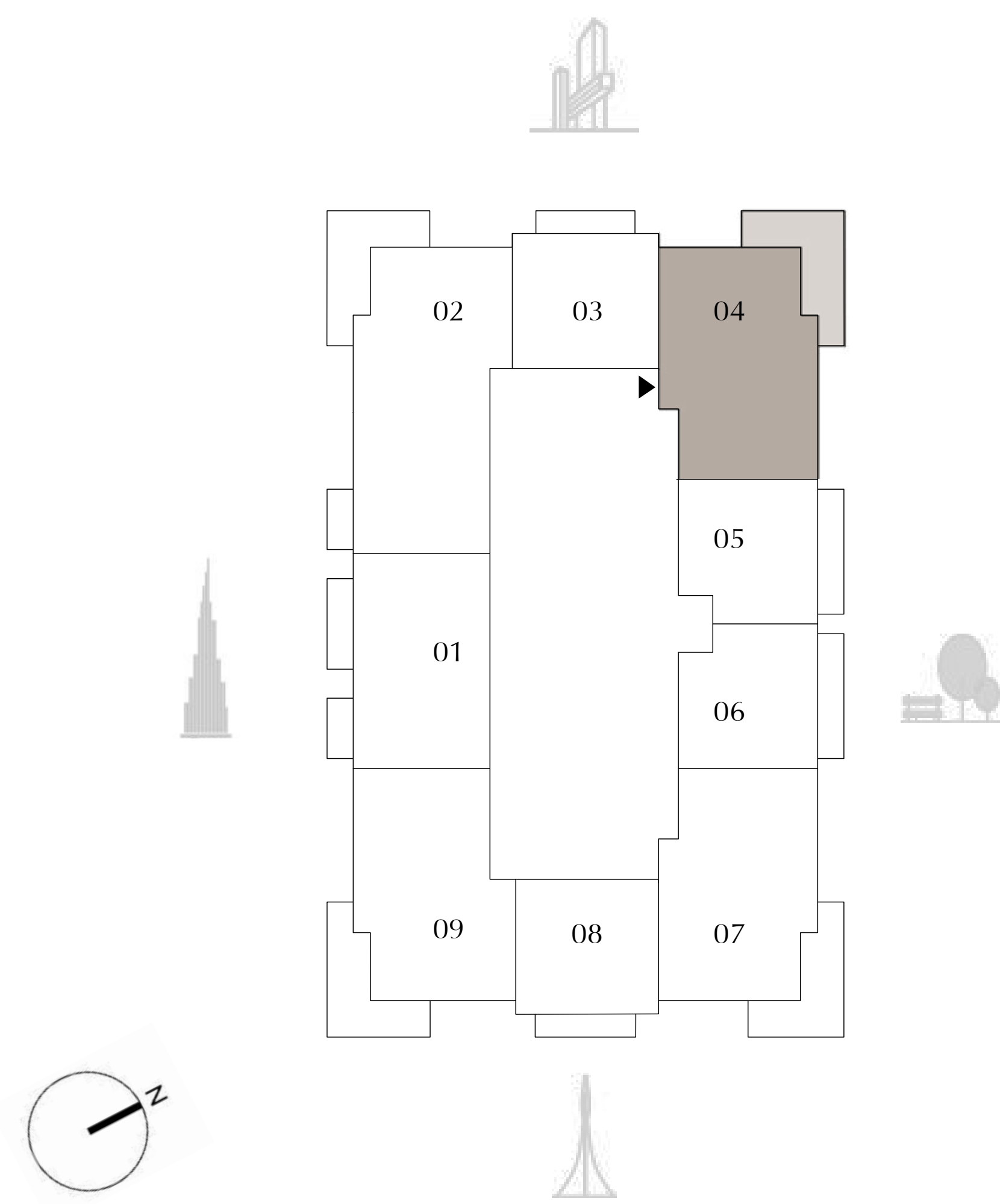
TOWER 4
2 BEDROOM

LEVELS 31 - 49 UNIT 04

SUITE AREA	1,140.22 SQ.FT.	105.93 SQ.M.
BALCONY AREA	304.30 SQ.FT.	28.27 SQ.M.
TOTAL AREA	1,444.52 SQ.FT.	134.20 SQ.M.

KEY PLAN

KEY SECTION



FLOOR PLAN 1. All dimensions are in imperial and metric, and measured from finish to finish excluding construction tolerances. 2. All materials, dimensions, and drawings are approximate only. 3. Information is subject to change without notice, at developer's absolute discretion. 4. Actual area may vary from the stated area. 5. Drawings not to scale. 6. All images used are for illustrative purposes only and do not represent the actual size, features, specifications, fittings, and furnishings. 7. The developer reserves the right to make revisions / alterations, at it's absolute discretion, without any liability whatsoever.



ADDRESS
RESIDENCES
ZABEEL

DIFC Views

TOWER 4
1 BEDROOM

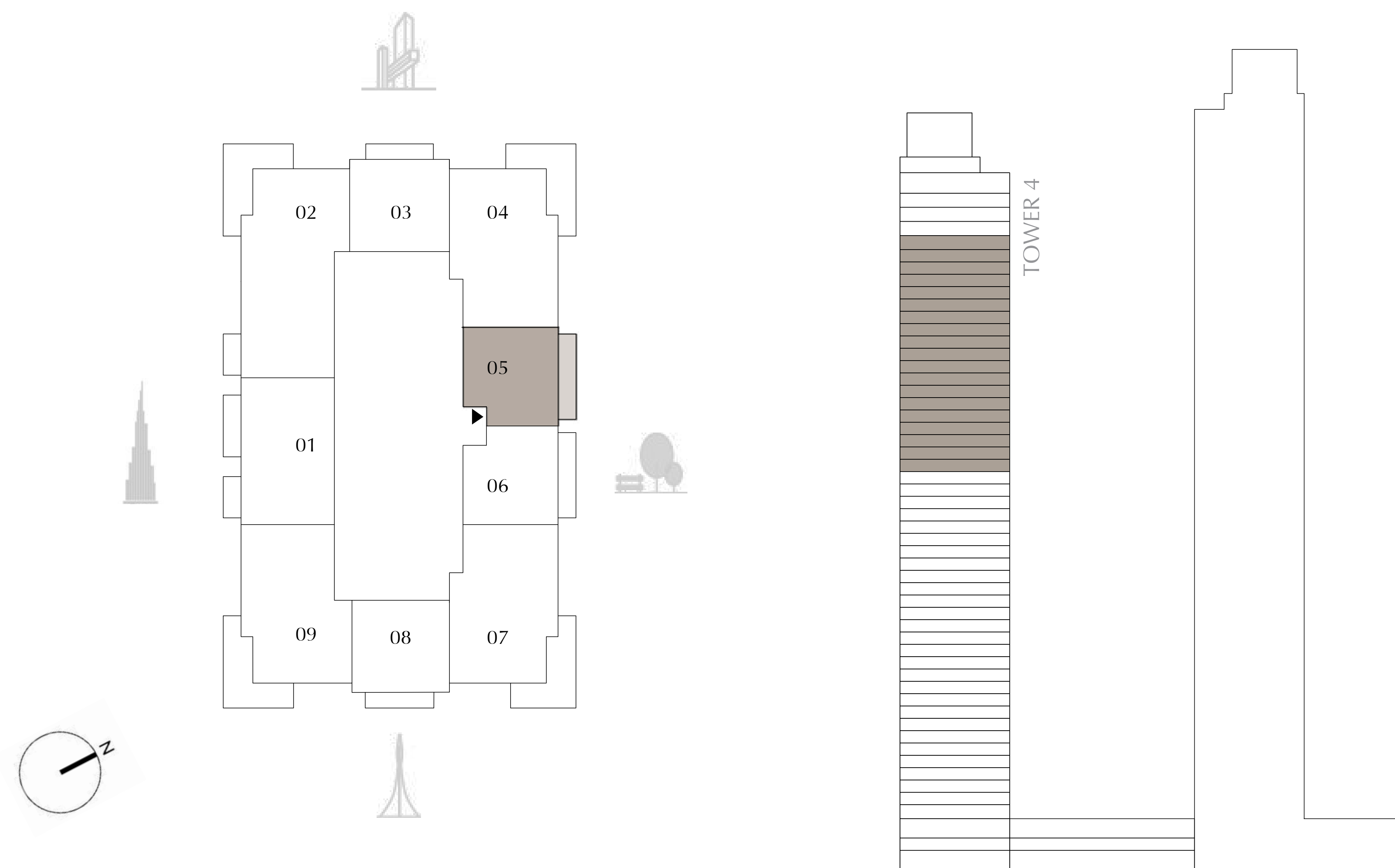
LEVELS 31 - 49 UNIT 05

SUITE AREA	644.33 SQ.FT.	59.86 SQ.M.
BALCONY AREA	118.94 SQ.FT.	11.05 SQ.M.
TOTAL AREA	763.27 SQ.FT.	70.91 SQ.M.



KEY PLAN

KEY SECTION



FLOOR PLAN 1. All dimensions are in imperial and metric, and measured from finish to finish excluding construction tolerances. 2. All materials, dimensions, and drawings are approximate only. 3. Information is subject to change without notice, at developer's absolute discretion. 4. Actual area may vary from the stated area. 5. Drawings not to scale. 6. All images used are for illustrative purposes only and do not represent the actual size, features, specifications, fittings, and furnishings. 7. The developer reserves the right to make revisions / alterations, at it's absolute discretion, without any liability whatsoever.



ADDRESS
RESIDENCES
ZABEEL

DIFC Views

TOWER 4
1 BEDROOM

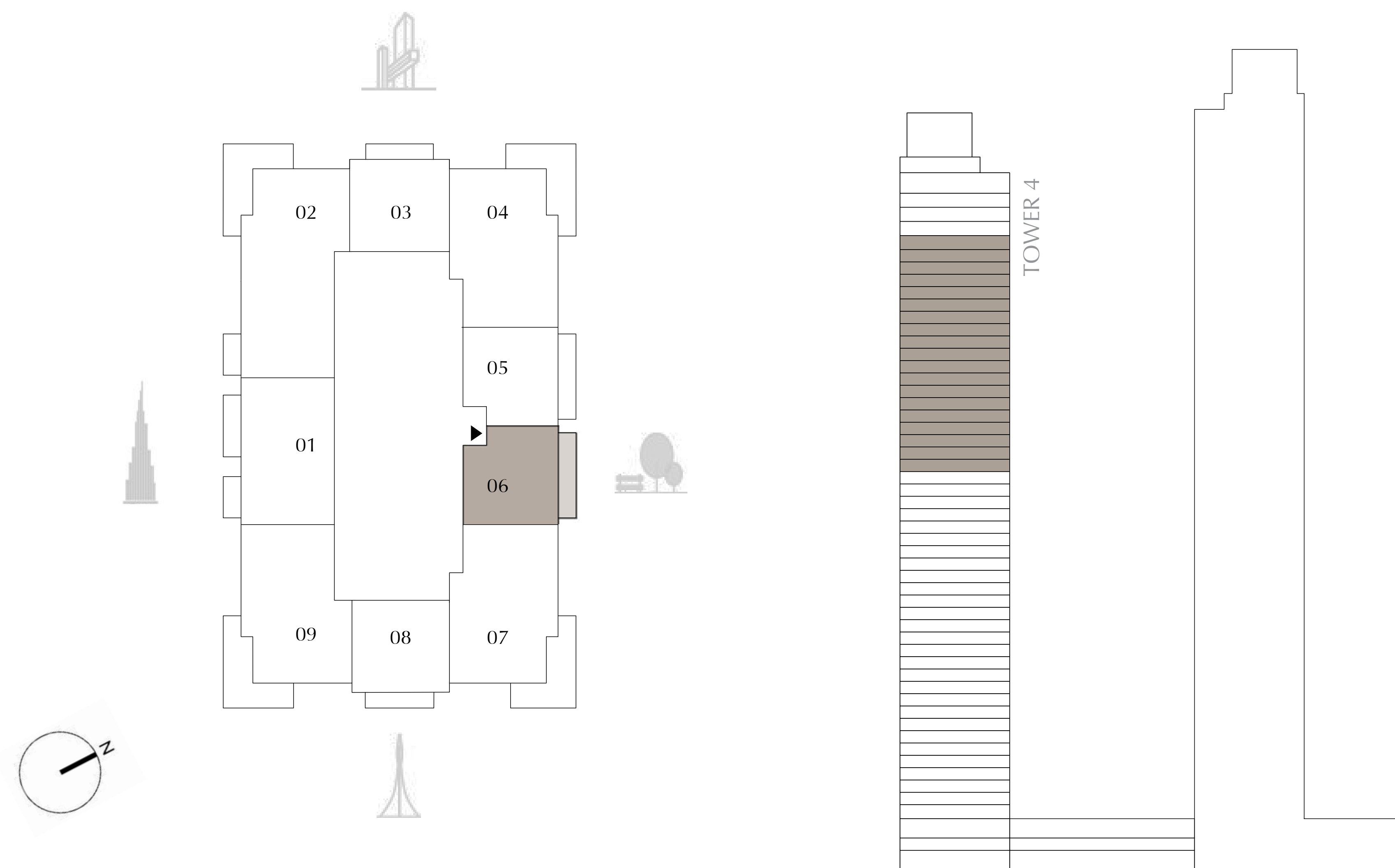
LEVELS 31 - 49 UNIT 06

SUITE AREA	644.33 SQ.FT.	59.86 SQ.M.
BALCONY AREA	118.94 SQ.FT.	11.05 SQ.M.
TOTAL AREA	763.27 SQ.FT.	70.91 SQ.M.



KEY PLAN

KEY SECTION



FLOOR PLAN 1. All dimensions are in imperial and metric, and measured from finish to finish excluding construction tolerances. 2. All materials, dimensions, and drawings are approximate only. 3. Information is subject to change without notice, at developer's absolute discretion. 4. Actual area may vary from the stated area. 5. Drawings not to scale. 6. All images used are for illustrative purposes only and do not represent the actual size, features, specifications, fittings, and furnishings. 7. The developer reserves the right to make revisions / alterations, at it's absolute discretion, without any liability whatsoever.



ADDRESS
RESIDENCES
ZABEEL

DIFC Views

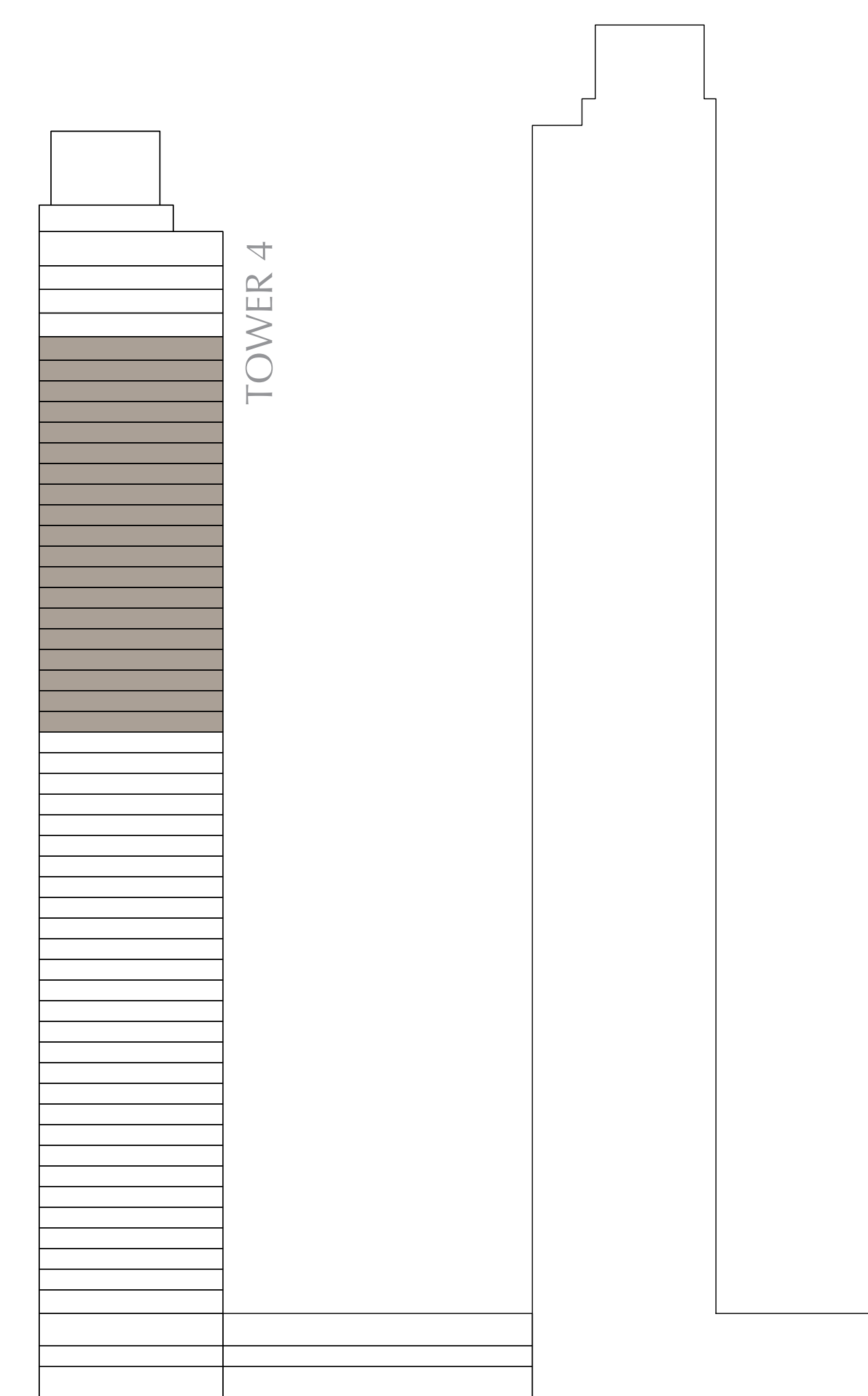
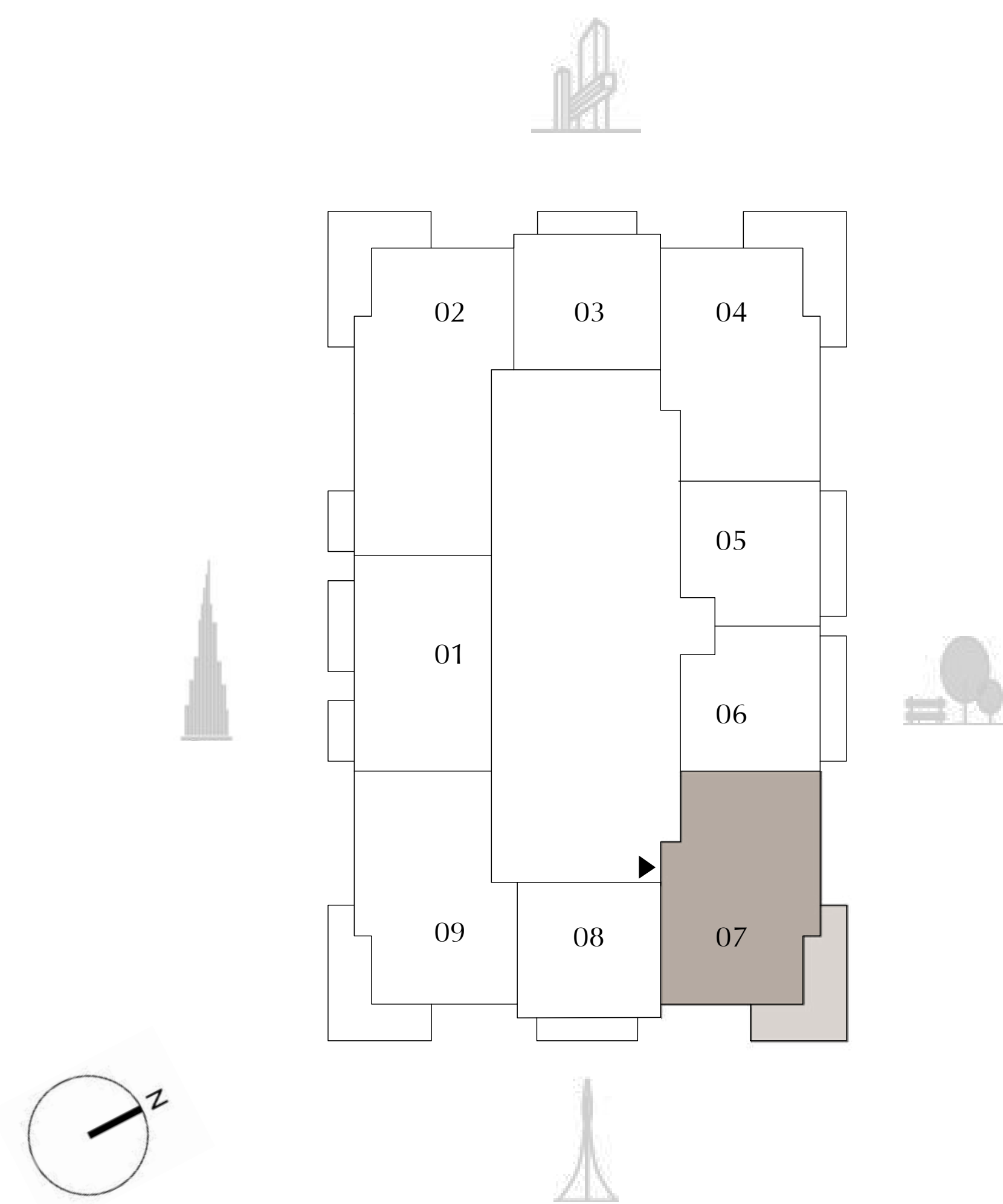
TOWER 4
2 BEDROOM

LEVELS 31 - 49 UNIT 07

SUITE AREA	1,140.22 SQ.FT.	105.93 SQ.M.
BALCONY AREA	304.30 SQ.FT.	28.27 SQ.M.
TOTAL AREA	1,444.52 SQ.FT.	134.20 SQ.M.

KEY PLAN

KEY SECTION



FLOOR PLAN 1. All dimensions are in imperial and metric, and measured from finish to finish excluding construction tolerances. 2. All materials, dimensions, and drawings are approximate only. 3. Information is subject to change without notice, at developer's absolute discretion. 4. Actual area may vary from the stated area. 5. Drawings not to scale. 6. All images used are for illustrative purposes only and do not represent the actual size, features, specifications, fittings, and furnishings. 7. The developer reserves the right to make revisions / alterations, at it's absolute discretion, without any liability whatsoever.



ADDRESS
RESIDENCES
ZABEEL

DIFC Views

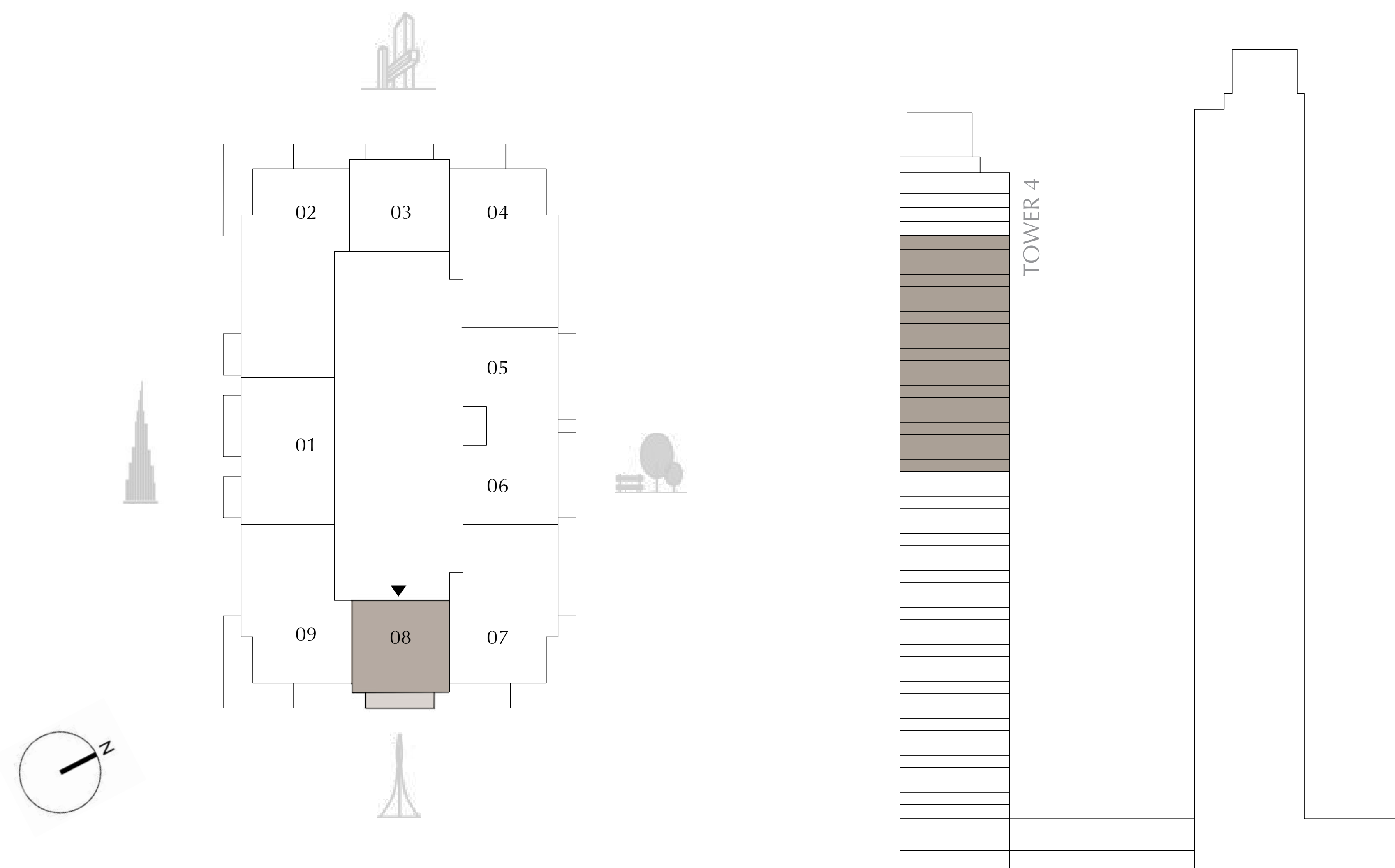
TOWER 4
1 BEDROOM

LEVELS 31 - 49 UNIT 08

SUITE AREA	671.24 SQ.FT.	62.36 SQ.M.
BALCONY AREA	95.80 SQ.FT.	8.90 SQ.M.
TOTAL AREA	767.04 SQ.FT.	71.26 SQ.M.

KEY PLAN

KEY SECTION



FLOOR PLAN 1. All dimensions are in imperial and metric, and measured from finish to finish excluding construction tolerances. 2. All materials, dimensions, and drawings are approximate only. 3. Information is subject to change without notice, at developer's absolute discretion. 4. Actual area may vary from the stated area. 5. Drawings not to scale. 6. All images used are for illustrative purposes only and do not represent the actual size, features, specifications, fittings, and furnishings. 7. The developer reserves the right to make revisions / alterations, at it's absolute discretion, without any liability whatsoever.



ADDRESS
RESIDENCES
ZABEEL

DIFC Views

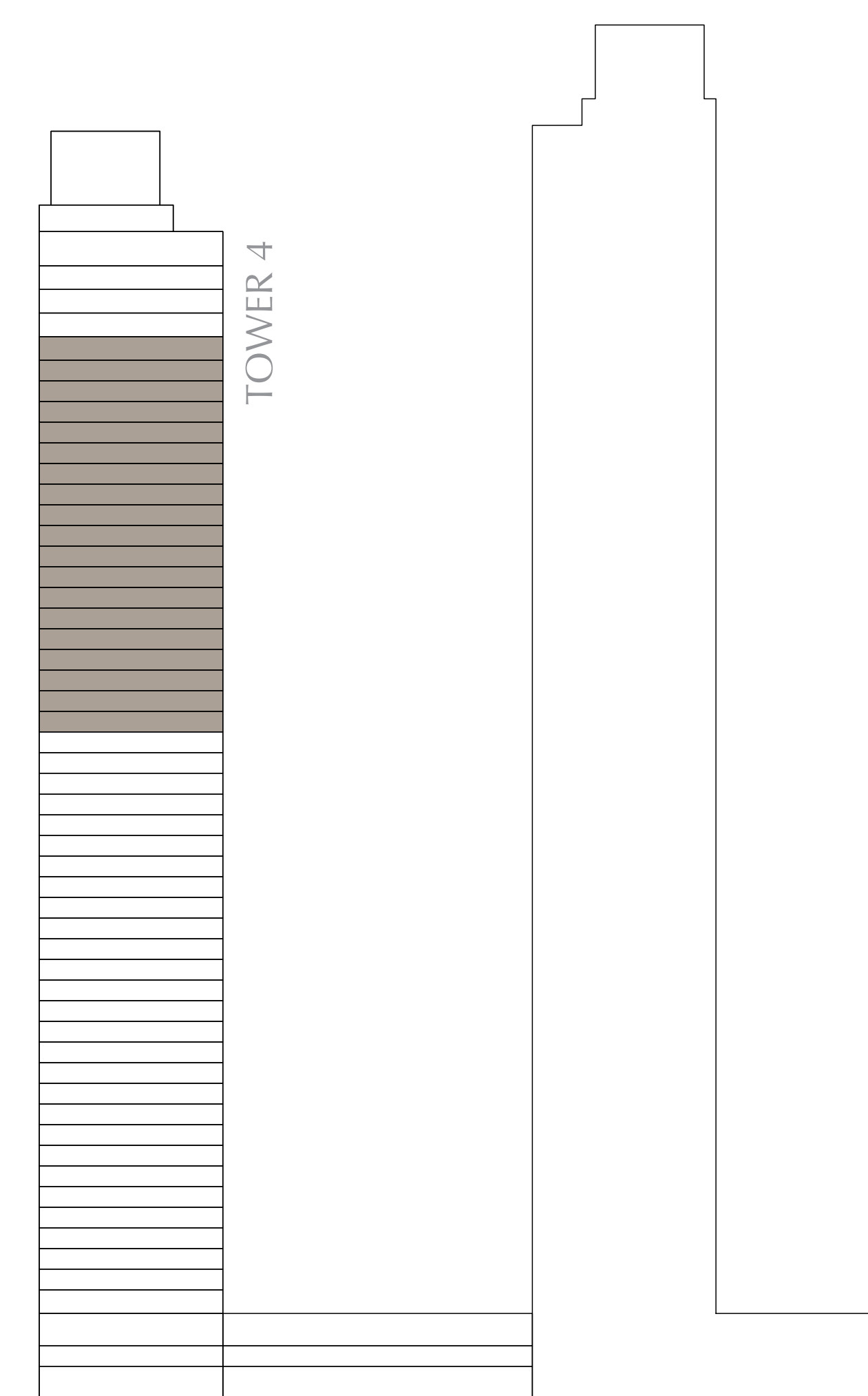
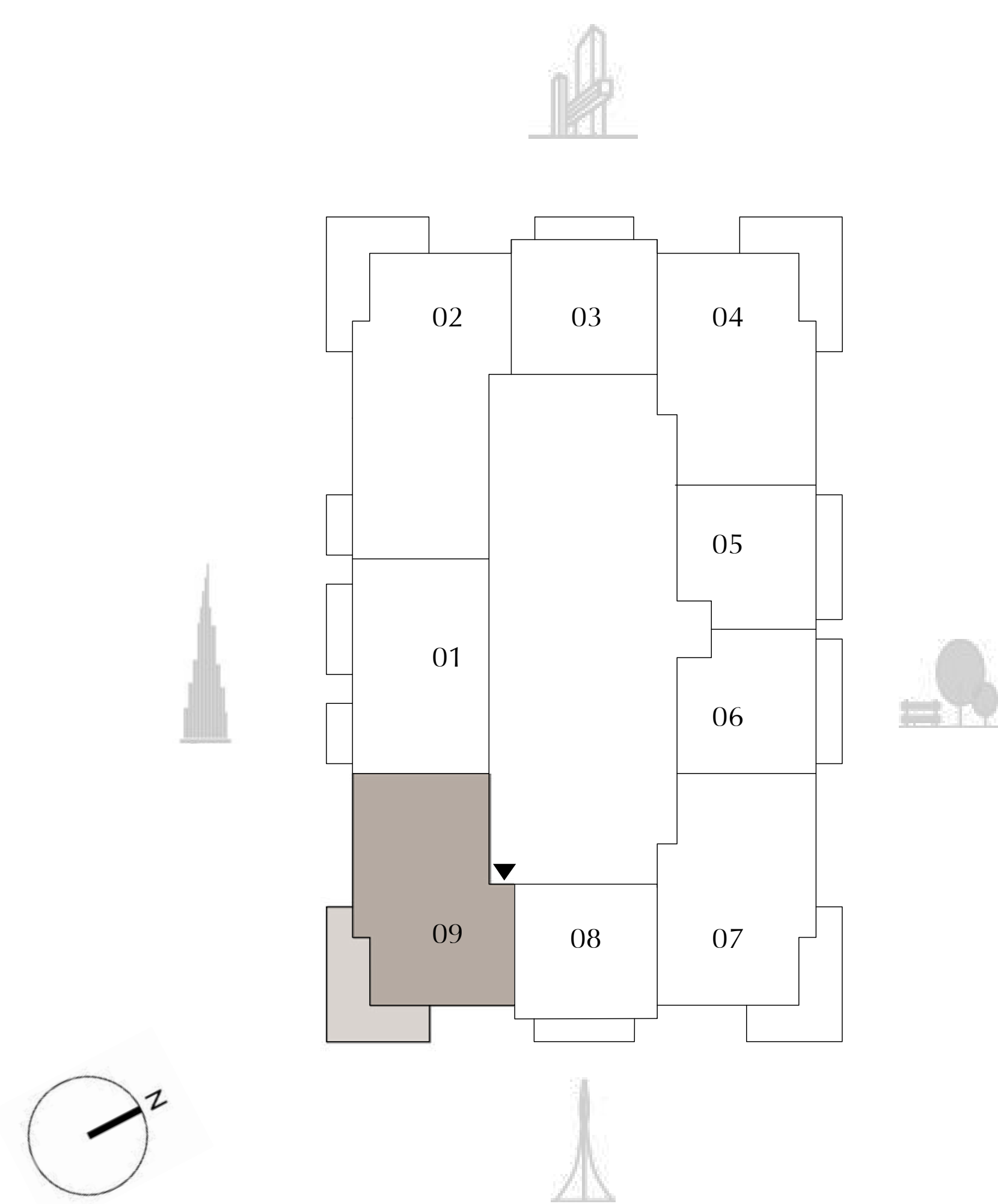
TOWER 4
2 BEDROOM

LEVELS 31 - 49 UNIT 09

SUITE AREA	1,120.42 SQ.FT.	104.09 SQ.M.
BALCONY AREA	304.30 SQ.FT.	28.27 SQ.M.
TOTAL AREA	1,424.72 SQ.FT.	132.36 SQ.M.

KEY PLAN

KEY SECTION



FLOOR PLAN 1. All dimensions are in imperial and metric, and measured from finish to finish excluding construction tolerances. 2. All materials, dimensions, and drawings are approximate only. 3. Information is subject to change without notice, at developer's absolute discretion. 4. Actual area may vary from the stated area. 5. Drawings not to scale. 6. All images used are for illustrative purposes only and do not represent the actual size, features, specifications, fittings, and furnishings. 7. The developer reserves the right to make revisions / alterations, at it's absolute discretion, without any liability whatsoever.

ADDRESS
RESIDENCES
ZABEEL

DIFC Views

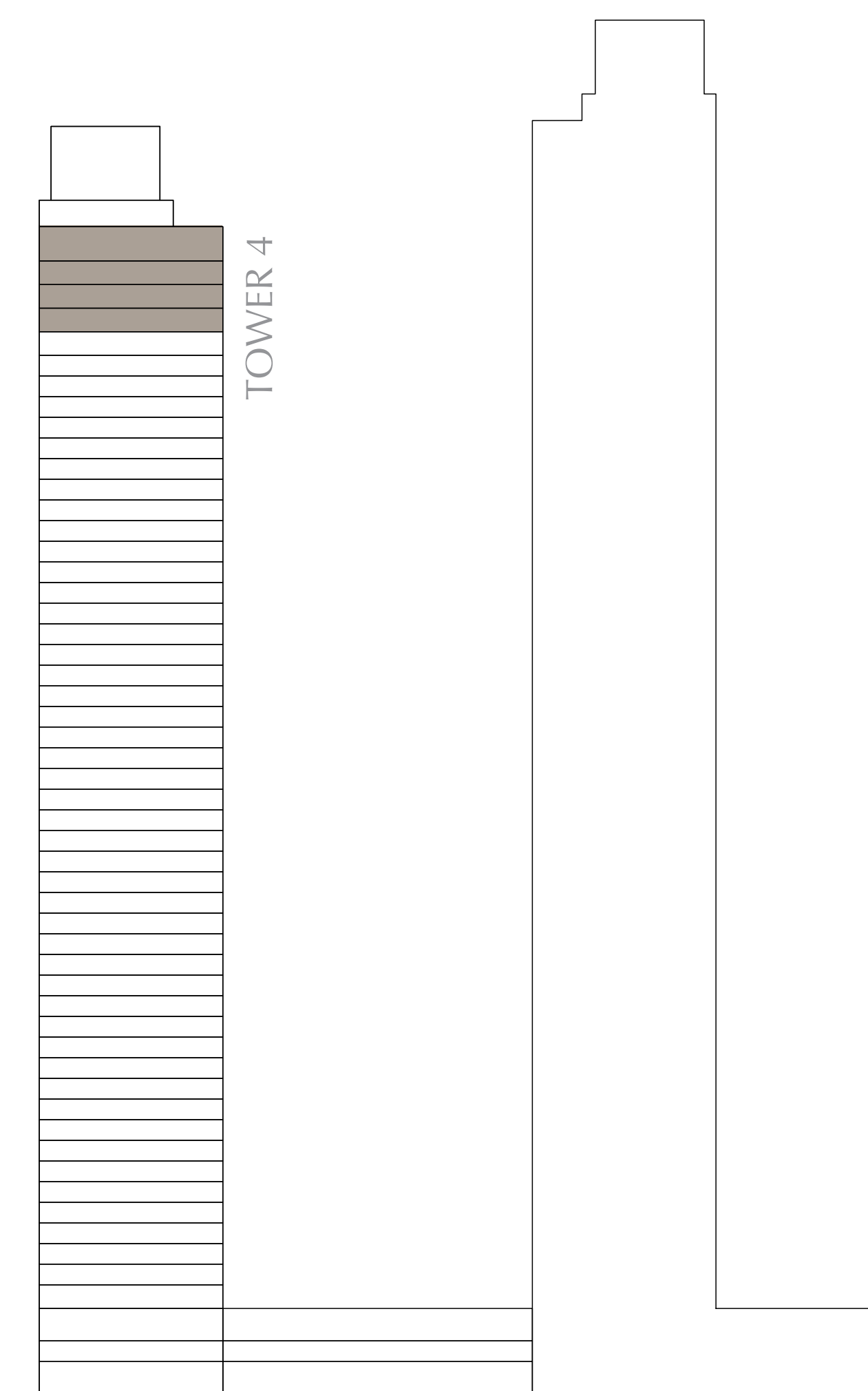
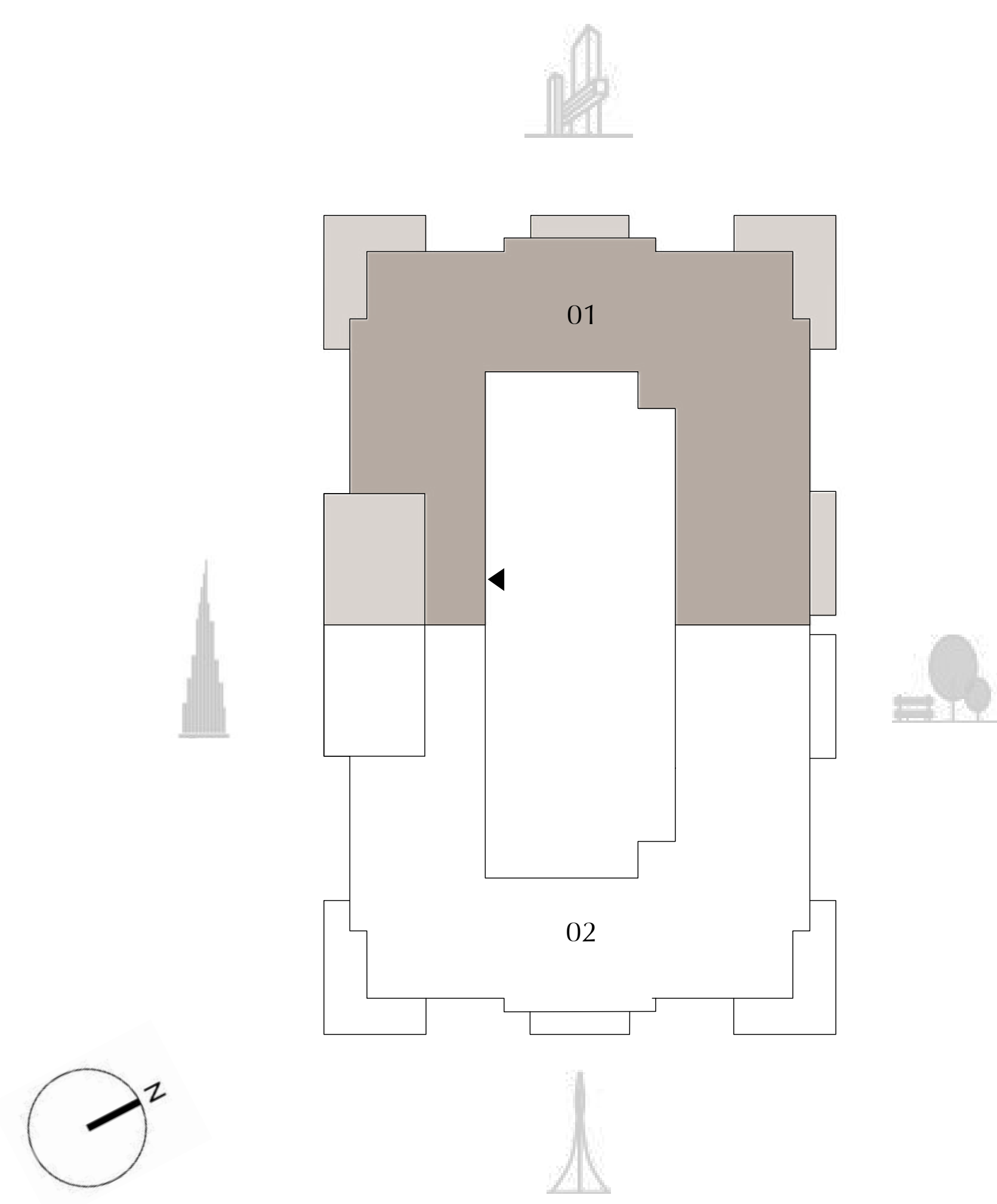
TOWER 4
4 BEDROOM | PENTHOUSE

LEVELS 50 - 53 UNIT 01

SUITE AREA	3,955.84 SQ.FT.	367.51 SQ.M.
BALCONY AREA	1,319.12 SQ.FT.	122.55 SQ.M.
TOTAL AREA	5,274.96 SQ.FT.	490.06 SQ.M.

KEY PLAN

KEY SECTION



FLOOR PLAN 1. All dimensions are in imperial and metric, and measured from finish to finish excluding construction tolerances. 2. All materials, dimensions, and drawings are approximate only. 3. Information is subject to change without notice, at developer's absolute discretion. 4. Actual area may vary from the stated area. 5. Drawings not to scale. 6. All images used are for illustrative purposes only and do not represent the actual size, features, specifications, fittings, and furnishings. 7. The developer reserves the right to make revisions / alterations, at it's absolute discretion, without any liability whatsoever.

**ADDRESS
RESIDENCES
ZABEEL**

DIFC Views

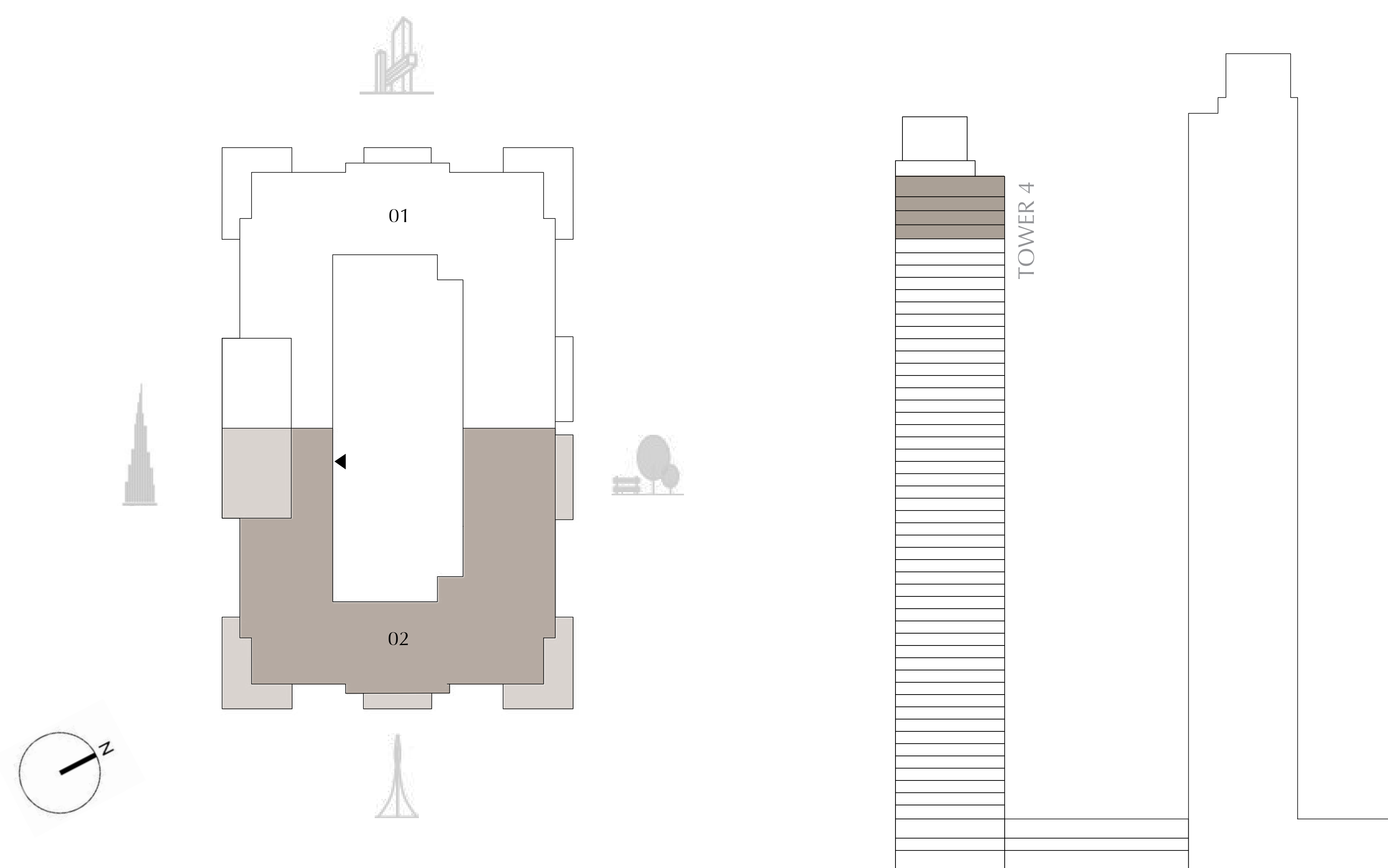
**TOWER 4
4 BEDROOM | PENTHOUSE**

LEVELS 50 - 53 UNIT 02

SUITE AREA	3,955.20 SQ.FT.	367.45 SQ.M.
BALCONY AREA	1,320.41 SQ.FT.	122.67 SQ.M.
TOTAL AREA	5,275.61 SQ.FT.	490.12 SQ.M.

KEY PLAN

KEY SECTION



FLOOR PLAN 1. All dimensions are in imperial and metric, and measured from finish to finish excluding construction tolerances. 2. All materials, dimensions, and drawings are approximate only. 3. Information is subject to change without notice, at developer's absolute discretion. 4. Actual area may vary from the stated area. 5. Drawings not to scale. 6. All images used are for illustrative purposes only and do not represent the actual size, features, specifications, fittings, and furnishings. 7. The developer reserves the right to make revisions / alterations, at it's absolute discretion, without any liability whatsoever.



TOTALLY HOME

REAL ESTATE



[totallyhomerealestate](#)



[totallyhomerealestate](#)



[totallyhomerealestate](#)



[totallyhomerealestate.com](#)

+971 54 289 7686

sales@totallyhomerealestate.com

support@totallyhomerealestate.com

admin@totallyhomerealestate.com

Office 103, Building 6 Bay Square Tower, Business Bay PO Box 418317, Dubai